

Deskripsi Artikel

- Judul Jurnal : **SINTEK JURNAL: Jurnal Ilmiah Teknik Mesin**
- Volume Jurnal : Volume 18, Nomor 1, Juni 2024.
- Akreditasi : Peringkat 3
- Judul Artikel : THE INFLUENCE OF NOZZLE INJECTION PRESSURE ON SEAWATER EVAPORATION INSIDE AN EVAPORATOR TUBE
- Penulis : Ikbal Prasetyo Aji, **Dan Mugisidi**, Ahmad Maulana Yusuf, Oktarina Heriyani.
- Status Penulis : Koresponden



Author Subjects Affiliations Sources FAQ WCU Registration Login

Get More with SINTA
Insight

Go to Insight



SINTEK JURNAL: JURNAL ILMIAH TEKNIK MESIN

UNIVERSITAS MUHAMMADIYAH JAKARTA

P-ISSN : 20889038 <> E-ISSN : 25499645 Subject Area : Education

0.26
Impact Factor

824
Google Citations

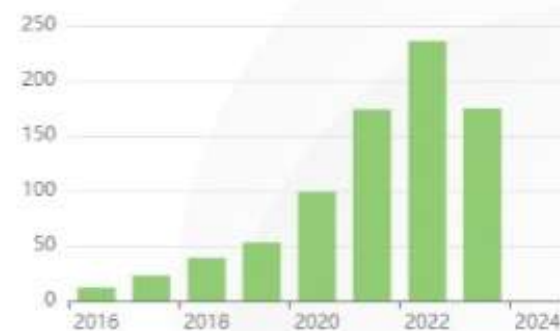
Sinta 3
Current Accreditation

Google Scholar Garuda Website Editor URL

History Accreditation

2018 2019 2020 2021 2022 2023

Citation Per Year By Google Scholar



Journal By Google Scholar

	All	Since 2019
Citation	824	776

SINTEK JURNAL

Jurnal Ilmiah Teknik Mesin



JURUSAN TEKNIK MESIN
FAKULTAS TEKNIK
UNIVERSITAS MUHAMMADIYAH JAKARTA

Editorial Team

<https://jurnal.umj.ac.id/index.php/sintek/pages/view/Editorial%20Team>

The screenshot shows the 'Editorial Team' page of the journal. The page is titled 'Editorial Team' and lists the following members:

- Editor in Chief:** Mr. Riki Effendi (University of Muhammadiyah Jakarta, Indonesia). Social media links for Sinta, Google, Scopus, and ORCID are provided.
- Managing Editor:** Fadwah Maghfurah (University of Muhammadiyah Jakarta, Indonesia). Social media links for Sinta, Google, Scopus, and ORCID are provided.
- Section Editors:**
 - Indra Setiawan (University of Muhammadiyah Jakarta, Indonesia). Social media links for Sinta, Google, Scopus, and ORCID are provided.
 - Koos Sardjono Kuntadi (University of Muhammadiyah Jakarta, Indonesia). Social media links for Sinta, Google, Scopus, and ORCID are provided.
 - Sulis Yulianto (University of Muhammadiyah Jakarta, Indonesia). Social media links for Sinta, Google, Scopus, and ORCID are provided.
 - Franka Hendra (Pamulang University, Indonesia). Social media links for Sinta, Google, Scopus, and ORCID are provided.
 - Munzir Qadri (BINUS-ASO School of Engineering, Indonesia). Social media links for Sinta, Google, Scopus, and ORCID are provided.
 - Binyamin (University of Muhammadiyah Kalimantan Timur, Indonesia). Social media links for Sinta, Google, Scopus, and ORCID are provided.

On the right side of the page, there is a sidebar with the following sections:

- Copyright Transfer Agreement**
- Summary Stats**
- USER**
 - Username:
 - Password:
 - ☐ Remember me
 -
- NOTIFICATIONS**
 -
 -
- Journal Template**
- LANGUAGE**
 - Select Language:
- FONT SIZE**
 -
- JOURNAL CONTENT**
 - Search Scope:
 -

Daftar Isi

<https://jurnal.umj.ac.id/index.php/sintek/issue/view/905>

The screenshot shows the 'Daftar Isi' (Table of Contents) page for Vol 18, No 1 (2024) of SINTEK JURNAL. The page features a blue header with the journal's logo and contact information. The main content area lists the following articles:

Article Title	Author(s)	Page(s)
The Influence of Nozzle Injection Pressure on Seawater Evaporation Inside an Evaporator Tube	Ikbal Prasetyo Aji, Dan Mugisidi, Ahmad Maulana Yusuf, Oktarina Heriyani	1-5
Heat Transfer Analysis of Sandwich Plate System Application As Insulation Material for Fishing Vessels Hatches by Finite Element Method	Syafiq Ahmad Syaqui, Nur Yanu Nugroho, Didik Hardianto, Ali Azhar	6-12
Analysis of The Vertical and Horizontal Type Cultivator Claw On The Performance Test of The Power Weeder Machine	Angger Bagus Prasetyo, Kartinasari Ayuikmatin Sekarjati	13-18
Enhanced Performance of the Gorlov Hydrokinetic Turbine through Blade Profile Modification	Rendi Rendi, Jainal Arifin, Muhammad Pouzan	19-25

On the right side of the page, there is a sidebar with the following sections:

- ABOUT THE JOURNAL**
 - Editorial Team
 - Peer Reviewers
 - Focus and Scope
 - Author Guidelines
 - Online Submissions
 - Review Process
 - Publication Ethics
 - Copyright Policy
 - Publication Charges
 - Abstracting and Indexing
 - Statistics
 - StatCounter
- ACCREDITED JOURNAL**

THE INFLUENCE OF NOZZLE INJECTION PRESSURE ON SEAWATER EVAPORATION INSIDE AN EVAPORATOR TUBE

Ikbal Prasetyo Aji¹, Dan Mugisidi^{1,*}, Ahmad Maulana Yusuf¹, Oktarina Heriyani¹

¹Department of Mechanical Engineering, Faculty of Industrial and Information Technology,
Universitas Muhammadiyah Prof. Dr Hamka, DKI Jakarta, 12130, Indonesia

*E-mail: dan.mugisidi@uhamka.ac.id

Accepted: 26-05-2023

Revised: 28-12-2023

Approved: 01-06-2024

ABSTRACT

Indonesia, the largest archipelagic country in the world, possesses a vast marine area. Despite being surrounded by the sea, many coastal communities in Indonesia lack access to clean water. Seawater distillation presents a viable solution to this scarcity. This process involves separating salt from seawater to produce fresh water. This study aims to analyze the effect of nozzle spray pressure on the evaporation process of seawater to optimize fresh water production. Experiments were conducted using a fogging nozzle with a diameter of 0.3 mm, varying the nozzle pressure at 40 psi, 70 psi, and 100 psi. The data were statistically analyzed to determine the impact of nozzle pressure on seawater evaporation. The results indicate that the highest evaporation occurred at a nozzle pressure of 40 psi, yielding 10 g of condensed seawater, whereas the lowest evaporation was observed at 100 psi, producing 4 g.

Keywords: Seawater; Distillation; Evaporation; Pressure.

ABSTRAK

Indonesia sebagai negara kepulauan terbesar di dunia mempunyai wilayah laut yang sangat luas. Meski dikelilingi laut, banyak masyarakat pesisir di Indonesia yang kekurangan akses terhadap air bersih. Distilasi air laut memberikan solusi yang tepat untuk mengatasi kelangkaan ini. Proses ini melibatkan pemisahan garam dari air laut untuk menghasilkan air tawar. Penelitian ini bertujuan untuk menganalisis pengaruh tekanan semprotan nozzle terhadap proses penguapan air laut untuk mengoptimalkan produksi air tawar. Percobaan dilakukan dengan menggunakan nozzle fogging berdiameter 0,3 mm, tekanan nozzle divariasikan pada 40 psi, 70 psi, dan 100 psi. Data dianalisis secara statistik untuk mengetahui dampak tekanan nosel terhadap penguapan air laut. Hasil penelitian menunjukkan bahwa penguapan tertinggi terjadi pada tekanan nosel 40 psi, menghasilkan 10 g air laut yang terkondensasi, sedangkan penguapan terendah diamati pada 100 psi, menghasilkan 4 g.

Kata Kunci: Air Laut; Distilasi; Evaporasi; Tekanan.

1. Introduction

Indonesia, the largest archipelagic country in the world, boasts an extensive maritime territory [1]. With 17,499 islands, 81,000 km of coastline, and 2.7 million km of inland waters, Indonesia also possesses an exclusive economic zone extending 3.1 million km, culminating in a total sea area of 5.8 million km [2]. Despite its vast maritime resources, many communities in Indonesia

still face challenges in accessing clean water. This scarcity, particularly pronounced on small islands, constitutes a significant social issue [3], as clean water is an essential need for the population [4]. Consequently, the provision of clean water remains a substantial challenge [5], especially in regions experiencing a clean water crisis, notably coastal areas. Coastal communities are especially vulnerable to saline water contamination [6], which they often use for daily activities such as bathing, washing, and consumption.

Prolonged use of saline water can lead to health issues such as hypertension, kidney disease, and skin ailments[7,8], given that clean water standards require a salt content of no more than 0.5% [9]. Seawater distillation presents a viable solution to the clean water scarcity problem [10], recognized as a promising technology[11,12].

Distillation involves heating seawater to produce steam, which is then condensed into fresh water [13]. In this study, seawater evaporation occurs within an evaporator tube [14]. Seawater is injected into the evaporator tube through a nozzle [15] and sprayed onto a heating plate [16]. The jet of seawater hitting the heating plate surface undergoes evaporation [17], which occurs when the vapor pressure of water is lower than the liquid's saturation pressure [18,19]. Additionally, evaporation is driven by the vapor pressure differential between the evaporator and the condenser due to temperature differences [20]. Water vapor moves from the evaporation chamber above the water surface in the evaporator to the low-pressure condenser, resulting in a drop in vapor pressure above the water level [21,22]. The water vapor is then condensed in the cooling pipe within the evaporator tube, forming water droplets that coalesce into fresh water [23]. Various studies have examined evaporation, including the impact of nozzle pressure on the evaporation process[24-29] and the influence of sunlight on evaporation [30-35]. However, no research has specifically investigated the effect of nozzle pressure on seawater evaporation with pressure variations of 40 psi, 70 psi, and 100 psi. Therefore, this study aims to analyze how nozzle pressure affects seawater evaporation and determine the effectiveness of each pressure variation in producing fresh water.

2. Methods

This research is field-based and conducted experimentally using a seawater distillation prototype [36]. The study employs a fogging nozzle with a diameter of 0.3 mm, which is injected into the evaporator tube. Seawater is distributed into the evaporator tube through the nozzle by spraying, and the nozzle pressure is controlled by an adjustable pump. Nozzle pressures of 40 psi, 70 psi, and 100 psi were used to compare the efficiency of the distillation process at different pressures. It is necessary to vary the pressures to observe their influence on the seawater evaporation process. Higher nozzle pressure can increase the rate of evaporation; however, selecting the correct nozzle pressure is crucial to avoid imperfect evaporation rates [37]. Therefore, varying nozzle pressures can help identify optimal conditions to maximize the rate of seawater evaporation. The following tools were used to measure the data in this study:

Table 1. Research Tools

No	Tool	Specifications
1	Thermostat XH-W3001	Range -50 °C - 110 °C, ± 0.1 °C
2	Heater Plate	Range -50 °C – 300 °C
3	Thermometer digital	Range -50 °C - 110 °C, ± 0.1°C
4	Pompa Sprayer	DC 12V 100 psi
5	40 kg digital scale	Maximum load 40 kg, resolution 0.005 kg
6	5 kg digital scale	Maximum load 5 kg, resolution 1 gr

This study utilized the tools illustrated in Figure 2 and the schematic diagram shown in Figure 1. The research was conducted at the Mechanical Engineering Laboratory, Faculty of Industrial and Information Technology, Universitas Muhammadiyah Prof. Dr. HAMKA.

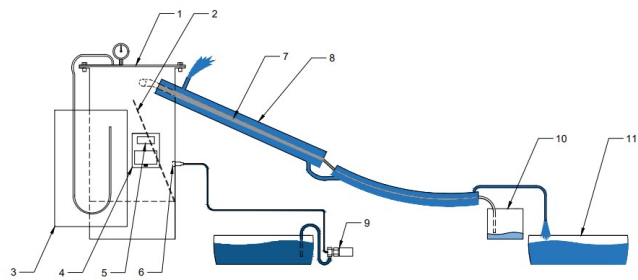


Figure 1. Distillation Device Scheme 1. Evaporator tube, 2. Heating plate, 3. PG, 4. Thermostat, 5. SH1, 6. Nozzle, 7. Steam flow, 8. Cooling water flow, 9. Pumps, 10. Freshwater reservoirs, 11. Reservoir of the outgoing cooling water flow.



Figure 2. Distillation Tools

Figure 2 illustrates the distillation device used in this study. Seawater, amounting to 5000 g, is distributed from the main container into the evaporator tube through a nozzle with a diameter of 0.3 mm, utilizing nozzle pressure variations of 40 psi, 70 psi, and 100 psi. The seawater is sprayed onto a heating plate maintained at 100°C by a thermostat. Data collection was conducted over 30 minutes at 5-minute intervals, recording the mass of water on a digital scale to determine the amount of seawater evaporated.

In Figure 2 data retrieval is performed on PG, SH1, AT1, SAL1 and SAL2.

Information:

PG : Evaporation pressure in the tube

SH 1 : Heating plate temperature

AT1 : Fresh water produced

SAL1 : Remaining seawater

SAL2 : Non-evaporating seawater

Based on the results of the trial, the equipment used worked well including checking for leaks in the joints.

3. Results and Discussion

To make it easier to do the analysis, the test result data is presented in the form of tables and graphs. In this study using nozzle pressure variations, namely 40 psi, 70 psi, and 100 psi. Sampling is carried out for 30 minutes with a time interval of 5 minutes. The data obtained include the evaporation pressure on the tube, the temperature of the heating plate, the container for holding fresh water, the remaining seawater, and the remaining seawater that does not evaporate in the tube. The following are the results of data collection which can be seen in the form of tables and graphs below.

Table 2. Nozzle Pressure 40 psi

t (Minut es)	p (Pa)	T (°C)	m (g)	SAL1 (g)	SAL2 (g)
5	20	81.2	5	4900	855
10	120	82	6	4760	
15	220	82.2	7	4625	
20	270	82.7	8	4480	
25	300	84.6	8	4370	
30	320	86.1	10	4135	

Table 3. Nozzle Pressure 70 psi

t (Minut es)	p (Pa)	T (°C)	m (g)	SAL1 (g)	SAL2 (g)
5	60	57.3	1	4750	1050
10	130	58.1	2	4525	
15	140	59.4	4	4470	
20	155	60	6	4300	
25	170	60.9	8	4150	
30	185	60.9	9	3935	

Table 4. Nozzle Pressure 100 psi

t (Minut es)	p (Pa)	T (°C)	m (g)	SAL1 (g)	SAL2 (g)
5	10	55.4	1	4650	1345
10	20	57.1	2	4360	
15	40	57.9	3	3980	
20	70	58.2	3	3670	
25	110	58.2	4	3370	
30	160	59.7	4	3100	

Based on the results of the study, data were obtained on the evaporation of seawater at various variations in nozzle pressure for 30 minutes. The results showed that the higher the nozzle spray pressure against the heating plate, the lower the evaporation pressure in the tube. This is because if the nozzle spray against the heating plate is higher, the seawater droplets that are in direct contact with the heating plate become few and only condense so that the seawater does not experience evaporation. At a burst pressure of 40 psi, the highest evaporation pressure in the tube is 320 Pa, resulting in 10 g of fresh water. At a burst pressure of 70 psi, the highest evaporation pressure in the tube is 185 Pa, resulting in 9 g of fresh water. At a burst pressure of 100 psi, the highest evaporation pressure in the tube is 160 Pa, producing 4 g of fresh water.

Figure 3 shows the difference in evaporation pressure and the amount of fresh water produced at each variation in burst pressure. The factor of mass flow rate also affects the difference in evaporation pressure at each variation in burst pressure. The mass flow rate can be obtained using the following equation:

$$\dot{m} = \rho \cdot A \cdot v \quad (1)$$

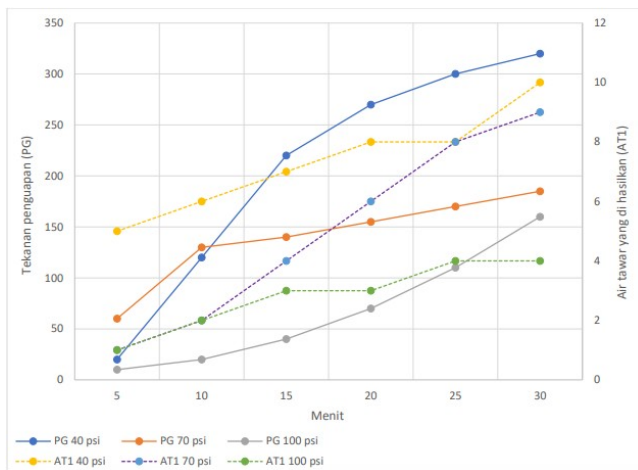


Figure 3. Evaporation Pressure Graphics (p), Nozzle Spray Pressure (Psi), Produced Fresh Water (m)

The results of the calculation show that at a burst pressure of 40 psi, a mass flow rate of 0.375 kg / s, an evaporation pressure in the tube of 320 Pa and produces fresh water as much as 10 g. At a burst pressure of 70 psi, a mass flow rate of 0.488 kg/s, an evaporation pressure in the tube of 185 Pa and produces 9 g of fresh water. At a burst pressure of 100 psi, a mass flow rate of 0.579 kg/s, an evaporation pressure in the tube of 160 Pa and produces 4 g of fresh water.

4. Conclusion

The results of testing, observation, and analysis in this study revealed a comparison of each pressure variation 40 psi, 70 psi, and 100 psi. Over a 30-minute period, the highest evaporation occurred at a nozzle pressure of 40 psi, producing 10 g of fresh water. Conversely, the lowest evaporation was observed at a nozzle pressure of 100 psi, yielding 4 g of fresh water. Based on the study's objective to analyze the effect of nozzle pressure on seawater evaporation and determine the effectiveness of each pressure variation in producing fresh water, it can be concluded that a pressure of 40 psi is the most effective for fresh water production.

Acknowledgments

The author would like to thank UHAMKA for funding this research under contract number 52/F.03.07/2022.

References

- [1] G. P. Bonita, A. C. Heksa, S. Nurkhamidah, and Y. Rahmawati, "Pra Desain Pabrik Garam Farmasi dari Air Laut dengan Metode Reverse Osmosis," *J. Tek. ITS*, vol. 11, no. 3, pp. 93–98, 2022, doi: 10.12962/j23373539.v11i3.97466.
- [2] M. Taufik, E. Khairina, R. Hidayat, R. Kalalinggi, and M. I. Fadhlurrohmah, "Study of Government's Strategy on Clean Water Availability in Indonesia," *J.*

- Kesehat. Lingkung. Indones.*, vol. 21, no. 1, pp. 111–121, 2022, doi: 10.14710/jkli.21.1.111-121.
- [3] F. X. H. Kusumartono and A. Rizal, "An integrated assessment of vulnerability to water scarcity measurement in small islands of Indonesia," *An Int. Sci. J.*, vol. 24, no. April, pp. 117–133, 2019, [Online]. Available: www.worldnewsnaturalsciences.com.
- [4] D. Mugisidi and O. Heriyani, "Sea Water Characterization at Ujung Kulon Coastal Depth as Raw Water Source for Desalination and Potential Energy," *E3S Web Conf.*, vol. 31, pp. 18–21, 2018, doi: 10.1051/e3sconf/20183102005.
- [5] S. Maryati and Y. T. Febriani, "Status and challenges of water governance in facing the water crisis disaster in Blora Regency, Indonesia," *IOP Conf. Ser. Earth Environ. Sci.*, vol. 683, no. 1, 2021, doi: 10.1088/1755-1315/683/1/012145.
- [6] M. A. Rakib, J. Sasaki, H. Matsuda, and M. Fukunaga, "Severe salinity contamination in drinking water and associated human health hazards increase migration risk in the southwestern coastal part of Bangladesh," *J. Environ. Manage.*, vol. 240, no. November 2018, pp. 238–248, 2019, doi: 10.1016/j.jenvman.2019.03.101.
- [7] M. Shammi, M. M. Rahman, S. E. Bondad, and M. Bodrud-Doza, "Impacts of salinity intrusion in community health: A review of experiences on drinking water sodium from coastal areas of Bangladesh," *Healthc.*, vol. 7, no. 1, 2019, doi: 10.3390/healthcare7010050.
- [8] M. A. Abedin, A. E. Collins, U. Habiba, and R. Shaw, "Climate Change, Water Scarcity, and Health Adaptation in Southwestern Coastal Bangladesh," *Int. J. Disaster Risk Sci.*, vol. 10, no. 1, pp. 28–42, 2019, doi: 10.1007/s13753-018-0211-8.
- [9] D. Chen, C. Zhang, H. Rong, C. Wei, and S. Gou, "Experimental study on seawater desalination through supercooled water dynamic ice making," *Desalination*, vol. 476, no. September 2019, p. 114233, 2020, doi: 10.1016/j.desal.2019.114233.
- [10] A. Abotaleb and A. Mabrouk, "The impact of vapor box location on the performance of the multiple effect distillation for seawater desalination technology," *Desalin. Water Treat.*, vol. 216, pp. 1–13, 2021, doi: 10.5004/dwt.2021.26821.
- [11] Z. Liu, B. Wu, B. Zhu, Z. Chen, M. Zhu, and X. Liu, "Continuously Producing Watersteam and Concentrated Brine from Seawater by Hanging Photothermal Fabrics under Sunlight," *Adv. Funct. Mater.*, vol. 29, no. 43, pp. 1–11, 2019, doi: 10.1002/adfm.201905485.
- [12] B. Zhu et al., "Flexible and Washable CNT-Embedded PAN Nonwoven Fabrics for Solar-Enabled Evaporation and Desalination of Seawater," *ACS Appl. Mater. Interfaces*, vol. 11, pp. 35005–35014, 2019, doi: 10.1021/acsami.9b12806.
- [13] D. Sumardiyanto, S. E. Susilowati, F. Hidayat, "Penyuluhan Destilasi dan Filtrasi Air Laut Menjadi Air Bersih Untuk Masyarakat Sekitar Jakarta Utara," *BERDIKARI*, vol. 4, no. 2, pp. 1–9, 2021, [Online]. Available:

<http://journal.uta45jakarta.ac.id/index.php/berdikari/article/view/4999>.

- [14] S. Aly, J. Jawad, H. Manzoor, S. Simson, J. Lawler, and A. N. Mabrouk, "Pilot testing of a novel integrated Multi Effect Distillation - Absorber compressor (MED-AB) technology for high performance seawater desalination," *Desalination*, vol. 521, no. July 2021, p. 115388, 2022, doi: 10.1016/j.desal.2021.115388.
- [15] W. Gao, Q. Qi, J. Zhang, G. Chen, and D. Wu, "An experimental study on explosive boiling of superheated droplets in vacuum spray flash evaporation," *Int. J. Heat Mass Transf.*, vol. 144, p. 118552, 2019, doi: 10.1016/j.ijheatmasstransfer.2019.118552.
- [16] M. H. Amirkalaei, A. Khoshgard, H. Ahmadi-Danesh-Ashtiani, and R. Fazaeli, "Evaporation rate of sprayed seawater droplets in upward and downward direction and analyzing the effect of the injection pressure and nozzle type in solar water desalination systems," *Energy Sources, Part A Recover. Util. Environ. Eff.*, vol. 00, no. 00, pp. 1–14, 2020, doi: 10.1080/15567036.2020.1850929.
- [17] H. Raach and J. Mitrovic, "Simulation of heat and mass transfer in a multi-effect distillation plant for seawater desalination," *Desalination*, vol. 204, no. 1-3 SPEC. ISS., pp. 416–422, 2007, doi: 10.1016/j.desal.2006.04.037.
- [18] C. Elango, N. Gunasekaran, and K. Sampathkumar, "Thermal models of solar still - A comprehensive review," *Renew. Sustain. Energy Rev.*, vol. 47, pp. 856–911, 2015, doi: 10.1016/j.rser.2015.03.054.
- [19] M. I. Ahmed, M. Hrairi, and A. F. Ismail, "On the characteristics of multistage evacuated solar distillation," *Renew. Energy*, vol. 34, no. 6, pp. 1471–1478, 2009, doi: 10.1016/j.renene.2008.10.029.
- [20] W. Wang et al., "Solar Seawater Distillation by Flexible and Fully Passive Multistage Membrane Distillation," *Nano Lett.*, vol. 21, no. 12, pp. 5068–5074, 2021, doi: 10.1021/acs.nanolett.1c00910.
- [21] H. E. S. Fath and S. M. Elsherbiny, "Effect of adding a passive condenser on solar still performance," *Int. J. Sol. Energy*, vol. 11, no. 1–2, pp. 73–89, 1992, doi: 10.1080/01425919208909731.
- [22] E. Diniardi, "Analisa Perencanaan Desalination Plant 4167 Ton / Jam," *Sintek J. J. Ilm. Tek. Mesin*, pp. 22–31, 2009.
- [23] M. Fujiwara, K. Takahashi, and K. Takagi, "Improvement of condensation step of water vapor in solar desalination of seawater and the development of three-ply membrane system," *Desalination*, vol. 508, no. January, p. 115051, 2021, doi: 10.1016/j.desal.2021.115051.
- [24] M. H. Amirkalaei, A. Khoshgard, H. Ahmadi-Daneshashtiani, and R. Fazaeli, "Investigation of the parameters influencing the evaporation rate of downward sprayed sea water in solar water desalination," *Desalin. Water Treat.*, vol. 191, pp. 64–71, 2020, doi: 10.5004/dwt.2020.25469.
- [25] S. D. Waluyo, Y. H. Providensia, N. Kartika, and L. Suprianti, "Pengaruh Diameter Nozzle Sprayer Terhadap Kadar Effect of Sprayer Nozzle Diameter on Salt Content of," pp. 2018–2022, 2022.
- [26] C. Chen, Y. Kuang, and L. Hu, "Challenges and Opportunities for Solar Evaporation," *Joule*, vol. 3, no. 3, pp. 683–718, 2019, doi: 10.1016/j.joule.2018.12.023.
- [27] R. Alrowais, C. Qian, M. Burhan, D. Ybyraiymkul, M. W. Shahzad, and K. C. Ng, "A greener seawater desalination method by direct-contact spray evaporation and condensation (DCSEC): Experiments," *Appl. Therm. Eng.*, vol. 179, no. June, p. 115629, 2020, doi: 10.1016/j.applthermaleng.2020.115629.
- [28] B. Cai et al., "Mathematical study of spray flash evaporation in a spray-assisted seawater desalination chamber," *Desalination*, vol. 465, no. December 2018, pp. 25–37, 2019, doi: 10.1016/j.desal.2019.03.007.
- [29] F. Fathinia, M. Khiadani, Y. M. Al-Abdeli, and A. Shafieian, "Performance improvement of spray flash evaporation desalination systems using multiple nozzle arrangement," *Appl. Therm. Eng.*, vol. 163, no. June, 2019, doi: 10.1016/j.applthermaleng.2019.114385.
- [30] A. S. Abdullah, M. M. Younes, Z. M. Omara, and F. A. Essa, "New design of trays solar still with enhanced evaporation methods – Comprehensive study," *Sol. Energy*, vol. 203, no. February, pp. 164–174, 2020, doi: 10.1016/j.solener.2020.04.039.
- [31] A. M. Manokar, D. P. Winston, A. E. Kabeel, R. Sathyamurthy, and T. Arunkumar, "Different parameter and technique affecting the rate of evaporation on active solar still -a review," *Heat Mass Transf. und Stoffuebertragung*, vol. 54, no. 3, pp. 593–630, 2018, doi: 10.1007/s00231-017-2170-9.
- [32] A. S. Abdullah et al., "Rotating-drum solar still with enhanced evaporation and condensation techniques: Comprehensive study," *Energy Convers. Manag.*, vol. 199, no. June, p. 112024, 2019, doi: 10.1016/j.enconman.2019.112024.
- [33] O. Mahian, A. Kianifar, S. Z. Heris, D. Wen, A. Z. Sahin, and S. Wongwises, "Nanofluids effects on the evaporation rate in a solar still equipped with a heat exchanger," *Nano Energy*, vol. 36, no. February, pp. 134–155, 2017, doi: 10.1016/j.nanoen.2017.04.025.
- [34] A. Muthu Manokar, K. Kalidasa Murugavel, and G. Esakkimuthu, "Different parameters affecting the rate of evaporation and condensation on passive solar still - A review," *Renew. Sustain. Energy Rev.*, vol. 38, pp. 309–322, 2014, doi: 10.1016/j.rser.2014.05.092.
- [35] S. Shoeibi, N. Rahbar, A. Abedini Esfahlani, and H. Kargarsharifabad, "A review of techniques for simultaneous enhancement of evaporation and condensation rates in solar stills," *Sol. Energy*, vol. 225, no. July, pp. 666–693, 2021, doi: 10.1016/j.solener.2021.07.028.
- [36] A. Yani, "Study experimental alat destilasi air laut terhadap kuantitas dan kualitas air tawar yang dihasilkan dengan menggunakan energi matahari," *Turbo J. Progr. Stud. Tek. Mesin*, vol. 10, no. 2, 2021, doi: 10.24127/trb.v10i2.1744.
- [37] H. Guo, J. Wang, J. Wu, and X. Du, "Study on spray evaporation treatment of desulfurization wastewater," *Coatings*, vol. 11, no. 4, pp. 1–19, 2021, doi: 10.3390/coatings11040418.

Layanan Perpustakaan UHAMKA

THE INFLUENCE OF NOZZLE INJECTION PRESSURE ON SEAWATER EVAPORATION INSIDE AN EVAPO...

 260325 Fakultas Teknologi Industri dan Informatika Universitas Muhammadiyah Prof. Dr. Hamka

Document Details

Submission ID

trn:oid::1:3225977627

Submission Date

Apr 23, 2025, 6:26 PM GMT+7

Download Date

Apr 24, 2025, 9:27 AM GMT+7

File Name

17088-61061-1-PB.pdf

File Size

576.7 KB

5 Pages**3,448 Words****17,809 Characters**

12% Overall Similarity

The combined total of all matches, including overlapping sources, for each database.





Filtered from the Report

- Bibliography




Exclusions

- 1 Excluded Source
- 2 Excluded Matches

Match Groups

-  **21 Not Cited or Quoted 9%**
Matches with neither in-text citation nor quotation marks
-  **5 Missing Quotations 3%**
Matches that are still very similar to source material
-  **0 Missing Citation 0%**
Matches that have quotation marks, but no in-text citation
-  **0 Cited and Quoted 0%**
Matches with in-text citation present, but no quotation marks

Top Sources

- 10%  Internet sources
- 5%  Publications
- 1%  Submitted works (Student Papers)

Integrity Flags

0 Integrity Flags for Review

No suspicious text manipulations found.

Our system's algorithms look deeply at a document for any inconsistencies that would set it apart from a normal submission. If we notice something strange, we flag it for you to review.

A Flag is not necessarily an indicator of a problem. However, we'd recommend you focus your attention there for further review.

Match Groups

- 21 Not Cited or Quoted 9%**
Matches with neither in-text citation nor quotation marks
- 5 Missing Quotations 3%**
Matches that are still very similar to source material
- 0 Missing Citation 0%**
Matches that have quotation marks, but no in-text citation
- 0 Cited and Quoted 0%**
Matches with in-text citation present, but no quotation marks

Top Sources

- 10% Internet sources
- 5% Publications
- 1% Submitted works (Student Papers)

Top Sources

The sources with the highest number of matches within the submission. Overlapping sources will not be displayed.

1	Internet	semarakilmu.com.my	3%
2	Internet	ro.ecu.edu.au	1%
3	Internet	www.ije.ir	<1%
4	Internet	www.mdpi.com	<1%
5	Internet	www.grafiati.com	<1%
6	Internet	investment.kemenperin.go.id	<1%
7	Student papers	Bhagwan Parshuram Institute of Technology	<1%
8	Internet	wacanasainsperikanan.blogspot.com	<1%
9	Internet	www.fao.org	<1%
10	Publication	Edi Widodo, Pratikto, Sugiarto, Teguh Dwi Widodo. "Comprehensive investigatio...	<1%

11	Publication	Köse, Serhat. "Theoretical Investigation of Conjugate Condensation Heat Transfe...	<1%
12	Publication	M. Keshtkar, M. Eslami, K. Jafarpur. "A novel procedure for transient CFD modelin...	<1%
13	Publication	Rashed Bahramei, Hadi Samimi-Akhijahani, Payman Salami, Naser Behrooz Khaz...	<1%
14	Publication	Teixeira, Ana Beatriz Matias. "Ferramenta Ótica para Controlo Alimentar: Avanço...	<1%
15	Internet	pdfkul.com	<1%
16	Internet	elektro.studentjournal.ub.ac.id	<1%
17	Internet	repository.uhamka.ac.id	<1%



THE INFLUENCE OF NOZZLE INJECTION PRESSURE ON SEAWATER EVAPORATION INSIDE AN EVAPORATOR TUBE

Ikbal Prasetyo Aji¹, Dan Mugisidi^{1,*}, Ahmad Maulana Yusuf¹, Oktarina Heriyani¹

¹Department of Mechanical Engineering, Faculty of Industrial and Information Technology,
Universitas Muhammadiyah Prof. Dr Hamka, DKI Jakarta, 12130, Indonesia

*E-mail: dan.mugisidi@uhamka.ac.id

Accepted: 26-05-2023

Revised: 28-12-2023

Approved: 01-06-2024

ABSTRACT

Indonesia, the largest archipelagic country in the world, possesses a vast marine area. Despite being surrounded by the sea, many coastal communities in Indonesia lack access to clean water. Seawater distillation presents a viable solution to this scarcity. This process involves separating salt from seawater to produce fresh water. This study aims to analyze the effect of nozzle spray pressure on the evaporation process of seawater to optimize fresh water production. Experiments were conducted using a fogging nozzle with a diameter of 0.3 mm, varying the nozzle pressure at 40 psi, 70 psi, and 100 psi. The data were statistically analyzed to determine the impact of nozzle pressure on seawater evaporation. The results indicate that the highest evaporation occurred at a nozzle pressure of 40 psi, yielding 10 g of condensed seawater, whereas the lowest evaporation was observed at 100 psi, producing 4 g.

Keywords: Seawater; Distillation; Evaporation; Pressure.

ABSTRAK

Indonesia sebagai negara kepulauan terbesar di dunia mempunyai wilayah laut yang sangat luas. Meski dikelilingi laut, banyak masyarakat pesisir di Indonesia yang kekurangan akses terhadap air bersih. Distilasi air laut memberikan solusi yang tepat untuk mengatasi kelangkaan ini. Proses ini melibatkan pemisahan garam dari air laut untuk menghasilkan air tawar. Penelitian ini bertujuan untuk menganalisis pengaruh tekanan semprotan nozzle terhadap proses penguapan air laut untuk mengoptimalkan produksi air tawar. Percobaan dilakukan dengan menggunakan nozzle fogging berdiameter 0,3 mm, tekanan nozzle divariasikan pada 40 psi, 70 psi, dan 100 psi. Data dianalisis secara statistik untuk mengetahui dampak tekanan nosel terhadap penguapan air laut. Hasil penelitian menunjukkan bahwa penguapan tertinggi terjadi pada tekanan nosel 40 psi, menghasilkan 10 g air laut yang terkondensasi, sedangkan penguapan terendah diamati pada 100 psi, menghasilkan 4 g.

Kata Kunci: Air Laut; Distilasi; Evaporasi; Tekanan.

1. Introduction

Indonesia, the largest archipelagic country in the world, boasts an extensive maritime territory [1]. With 17,499 islands, 81,000 km of coastline, and 2.7 million km of inland waters, Indonesia also possesses an exclusive economic zone extending 3.1 million km, culminating in a total sea area of 5.8 million km [2]. Despite its vast maritime resources, many communities in Indonesia

still face challenges in accessing clean water. This scarcity, particularly pronounced on small islands, constitutes a significant social issue [3], as clean water is an essential need for the population [4]. Consequently, the provision of clean water remains a substantial challenge [5], especially in regions experiencing a clean water crisis, notably coastal areas. Coastal communities are especially vulnerable to saline water contamination [6], which they often use for daily activities such as bathing, washing, and consumption.

Prolonged use of saline water can lead to health issues such as hypertension, kidney disease, and skin ailments[7,8], given that clean water standards require a salt content of no more than 0.5% [9]. Seawater distillation presents a viable solution to the clean water scarcity problem [10], recognized as a promising technology[11,12].

Distillation involves heating seawater to produce steam, which is then condensed into fresh water [13]. In this study, seawater evaporation occurs within an evaporator tube [14]. Seawater is injected into the evaporator tube through a nozzle [15] and sprayed onto a heating plate [16]. The jet of seawater hitting the heating plate surface undergoes evaporation [17], which occurs when the vapor pressure of water is lower than the liquid's saturation pressure [18,19]. Additionally, evaporation is driven by the vapor pressure differential between the evaporator and the condenser due to temperature differences [20]. Water vapor moves from the evaporation chamber above the water surface in the evaporator to the low-pressure condenser, resulting in a drop in vapor pressure above the water level [21,22]. The water vapor is then condensed in the cooling pipe within the evaporator tube, forming water droplets that coalesce into fresh water [23]. Various studies have examined evaporation, including the impact of nozzle pressure on the evaporation process[24-29] and the influence of sunlight on evaporation [30-35]. However, no research has specifically investigated the effect of nozzle pressure on seawater evaporation with pressure variations of 40 psi, 70 psi, and 100 psi. Therefore, this study aims to analyze how nozzle pressure affects seawater evaporation and determine the effectiveness of each pressure variation in producing fresh water.

2. Methods

This research is field-based and conducted experimentally using a seawater distillation prototype [36]. The study employs a fogging nozzle with a diameter of 0.3 mm, which is injected into the evaporator tube. Seawater is distributed into the evaporator tube through the nozzle by spraying, and the nozzle pressure is controlled by an adjustable pump. Nozzle pressures of 40 psi, 70 psi, and 100 psi were used to compare the efficiency of the distillation process at different pressures. It is necessary to vary the pressures to observe their influence on the seawater evaporation process. Higher nozzle pressure can increase the rate of evaporation; however, selecting the correct nozzle pressure is crucial to avoid imperfect evaporation rates [37]. Therefore, varying nozzle pressures can help identify optimal conditions to maximize the rate of seawater evaporation. The following tools were used to measure the data in this study:

Table 1. Research Tools

No	Tool	Specifications
1	Thermostat XH-W3001	Range -50 °C - 110 °C, ± 0.1 °C
2	Heater Plate	Range -50 °C – 300 °C
3	Thermometer digital	Range -50 °C - 110 °C, ± 0.1 °C
4	Pompa Sprayer	DC 12V 100 psi
5	40 kg digital scale	Maximum load 40 kg, resolution 0.005 kg
6	5 kg digital scale	Maximum load 5 kg, resolution 1 gr

This study utilized the tools illustrated in Figure 2 and the schematic diagram shown in Figure 1. The research was conducted at the Mechanical Engineering Laboratory, Faculty of Industrial and Information Technology, Universitas Muhammadiyah Prof. Dr. HAMKA.

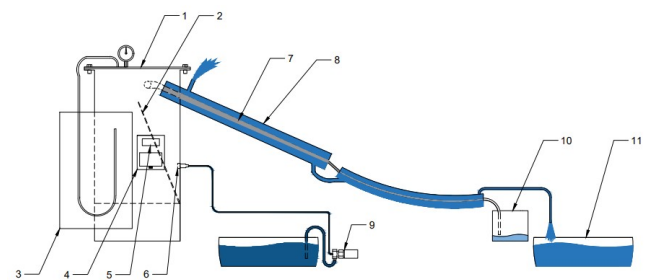


Figure 1. Distillation Device Scheme 1. Evaporator tube, 2. Heating plate, 3. PG, 4. Thermostat, 5. SH1, 6. Nozzle, 7. Steam flow, 8. Cooling water flow, 9. Pumps, 10. Freshwater reservoirs, 11. Reservoir of the outgoing cooling water flow.



Figure 2. Distillation Tools

4

Figure 2 illustrates the distillation device used in this study. Seawater, amounting to 5000 g, is distributed from the main container into the evaporator tube through a nozzle with a diameter of 0.3 mm, utilizing nozzle pressure variations of 40 psi, 70 psi, and 100 psi. The seawater is sprayed onto a heating plate maintained at 100°C by a thermostat. Data collection was conducted over 30 minutes at 5-minute intervals, recording the mass of water on a digital scale to determine the amount of seawater evaporated.

In Figure 2 data retrieval is performed on PG, SH1, AT1, SAL1 and SAL2.

Information:

PG : Evaporation pressure in the tube

SH 1 : Heating plate temperature

AT1 : Fresh water produced

SAL1 : Remaining seawater

SAL2 : Non-evaporating seawater

Based on the results of the trial, the equipment used worked well including checking for leaks in the joints.

15

3. Results and Discussion

13

To make it easier to do the analysis, the test result data is presented in the form of tables and graphs. In this study using nozzle pressure variations, namely 40 psi, 70 psi, and 100 psi. Sampling is carried out for 30 minutes with a time interval of 5 minutes. The data obtained include the evaporation pressure on the tube, the temperature of the heating plate, the container for holding fresh water, the remaining seawater, and the remaining seawater that does not evaporate in the tube. The following are the results of data collection which can be seen in the form of tables and graphs below.

Table 2. Nozzle Pressure 40 psi

t (Minut es)	p (Pa)	T (°C)	m (g)	SAL1 (g)	SAL2 (g)
5	20	81.2	5	4900	855
10	120	82	6	4760	
15	220	82.2	7	4625	
20	270	82.7	8	4480	
25	300	84.6	8	4370	
30	320	86.1	10	4135	

14

12

11

Table 3. Nozzle Pressure 70 psi

t (Minut es)	p (Pa)	T (°C)	m (g)	SAL1 (g)	SAL2 (g)
5	60	57.3	1	4750	1050
10	130	58.1	2	4525	
15	140	59.4	4	4470	
20	155	60	6	4300	
25	170	60.9	8	4150	
30	185	60.9	9	3935	

Table 4. Nozzle Pressure 100 psi

t (Minut es)	p (Pa)	T (°C)	m (g)	SAL1 (g)	SAL2 (g)
5	10	55.4	1	4650	1345
10	20	57.1	2	4360	
15	40	57.9	3	3980	
20	70	58.2	3	3670	
25	110	58.2	4	3370	
30	160	59.7	4	3100	

Based on the results of the study, data were obtained on the evaporation of seawater at various variations in nozzle pressure for 30 minutes. The results showed that the higher the nozzle spray pressure against the heating plate, the lower the evaporation pressure in the tube. This is because if the nozzle spray against the heating plate is higher, the seawater droplets that are in direct contact with the heating plate become few and only condense so that the seawater does not experience evaporation. At a burst pressure of 40 psi, the highest evaporation pressure in the tube is 320 Pa, resulting in 10 g of fresh water. At a burst pressure of 70 psi, the highest evaporation pressure in the tube is 185 Pa, resulting in 9 g of fresh water. At a burst pressure of 100 psi, the highest evaporation pressure in the tube is 160 Pa, producing 4 g of fresh water.

Figure 3 shows the difference in evaporation pressure and the amount of fresh water produced at each variation in burst pressure. The factor of mass flow rate also affects the difference in evaporation pressure at each variation in burst pressure. The mass flow rate can be obtained using the following equation:

$$\dot{m} = \rho \cdot A \cdot v \quad (1)$$

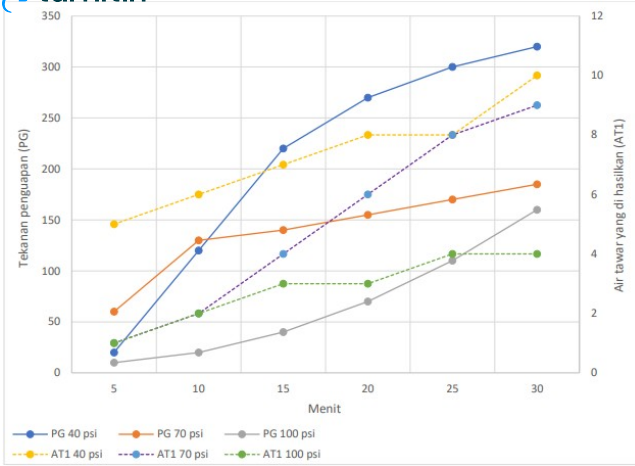


Figure 3. Evaporation Pressure Graphics (p), Nozzle Spray Pressure (Psi), Produced Fresh Water (m)

The results of the calculation show that at a burst pressure of 40 psi, a mass flow rate of 0.375 kg / s, an evaporation pressure in the tube of 320 Pa and produces fresh water as much as 10 g. At a burst pressure of 70 psi, a mass flow rate of 0.488 kg/s, an evaporation pressure in the tube of 185 Pa and produces 9 g of fresh water. At a burst pressure of 100 psi, a mass flow rate of 0.579 kg/s, an evaporation pressure in the tube of 160 Pa and produces 4 g of fresh water.

4. Conclusion

The results of testing, observation, and analysis in this study revealed a comparison of each pressure variation 40 psi, 70 psi, and 100 psi. Over a 30-minute period, the highest evaporation occurred at a nozzle pressure of 40 psi, producing 10 g of fresh water. Conversely, the lowest evaporation was observed at a nozzle pressure of 100 psi, yielding 4 g of fresh water. Based on the study's objective to analyze the effect of nozzle pressure on seawater evaporation and determine the effectiveness of each pressure variation in producing fresh water, it can be concluded that a pressure of 40 psi is the most effective for fresh water production.

Acknowledgments

The author would like to thank UHAMKA for funding this research under contract number 52/F.03.07/2022.

References

- [1] G. P. Bonita, A. C. Heksa, S. Nurkhamidah, and Y. Rahmawati, "Pra Desain Pabrik Garam Farmasi dari Air Laut dengan Metode Reverse Osmosis," *J. Tek. ITS*, vol. 11, no. 3, pp. 93–98, 2022, doi: 10.12962/j23373539.v11i3.97466.
- [2] M. Taufik, E. Khairina, R. Hidayat, R. Kalalinggi, and M. I. Fadhlurrohman, "Study of Government's Strategy on Clean Water Availability in Indonesia," *J.*

- Kesehat. Lingkung. Indones.*, vol. 21, no. 1, pp. 111–121, 2022, doi: 10.14710/jkli.21.1.111-121.
- [3] F. X. H. Kusumartono and A. Rizal, "An integrated assessment of vulnerability to water scarcity measurement in small islands of Indonesia," *An Int. Sci. J.*, vol. 24, no. April, pp. 117–133, 2019, [Online]. Available: www.worldnewsnaturalsciences.com.
- [4] D. Mugisidi and O. Heriyani, "Sea Water Characterization at Ujung Kulon Coastal Depth as Raw Water Source for Desalination and Potential Energy," *E3S Web Conf.*, vol. 31, pp. 18–21, 2018, doi: 10.1051/e3sconf/20183102005.
- [5] S. Maryati and Y. T. Febriani, "Status and challenges of water governance in facing the water crisis disaster in Blora Regency, Indonesia," *IOP Conf. Ser. Earth Environ. Sci.*, vol. 683, no. 1, 2021, doi: 10.1088/1755-1315/683/1/012145.
- [6] M. A. Rakib, J. Sasaki, H. Matsuda, and M. Fukunaga, "Severe salinity contamination in drinking water and associated human health hazards increase migration risk in the southwestern coastal part of Bangladesh," *J. Environ. Manage.*, vol. 240, no. November 2018, pp. 238–248, 2019, doi: 10.1016/j.jenvman.2019.03.101.
- [7] M. Shammi, M. M. Rahman, S. E. Bondad, and M. Bodrud-Doza, "Impacts of salinity intrusion in community health: A review of experiences on drinking water sodium from coastal areas of Bangladesh," *Healthc.*, vol. 7, no. 1, 2019, doi: 10.3390/healthcare7010050.
- [8] M. A. Abedin, A. E. Collins, U. Habiba, and R. Shaw, "Climate Change, Water Scarcity, and Health Adaptation in Southwestern Coastal Bangladesh," *Int. J. Disaster Risk Sci.*, vol. 10, no. 1, pp. 28–42, 2019, doi: 10.1007/s13753-018-0211-8.
- [9] D. Chen, C. Zhang, H. Rong, C. Wei, and S. Gou, "Experimental study on seawater desalination through supercooled water dynamic ice making," *Desalination*, vol. 476, no. September 2019, p. 114233, 2020, doi: 10.1016/j.desal.2019.114233.
- [10] A. Abotaleb and A. Mabrouk, "The impact of vapor box location on the performance of the multiple effect distillation for seawater desalination technology," *Desalin. Water Treat.*, vol. 216, pp. 1–13, 2021, doi: 10.5004/dwt.2021.26821.
- [11] Z. Liu, B. Wu, B. Zhu, Z. Chen, M. Zhu, and X. Liu, "Continuously Producing Watersteam and Concentrated Brine from Seawater by Hanging Photothermal Fabrics under Sunlight," *Adv. Funct. Mater.*, vol. 29, no. 43, pp. 1–11, 2019, doi: 10.1002/adfm.201905485.
- [12] B. Zhu et al., "Flexible and Washable CNT-Embedded PAN Nonwoven Fabrics for Solar-Enabled Evaporation and Desalination of Seawater," *ACS Appl. Mater. Interfaces*, vol. 11, pp. 35005–35014, 2019, doi: 10.1021/acsami.9b12806.
- [13] D. Sumardiyanto, S. E. Susilowati, F. Hidayat, "Penyuluhan Destilasi dan Filtrasi Air Laut Menjadi Air Bersih Untuk Masyarakat Sekitar Jakarta Utara," *BERDIKARI*, vol. 4, no. 2, pp. 1–9, 2021, [Online]. Available:

- <http://journal.uta45jakarta.ac.id/index.php/berdikari/article/view/4999>.
- [14] S. Aly, J. Jawad, H. Manzoor, S. Simson, J. Lawler, and A. N. Mabrouk, "Pilot testing of a novel integrated Multi Effect Distillation - Absorber compressor (MED-AB) technology for high performance seawater desalination," *Desalination*, vol. 521, no. July 2021, p. 115388, 2022, doi: 10.1016/j.desal.2021.115388.
 - [15] W. Gao, Q. Qi, J. Zhang, G. Chen, and D. Wu, "An experimental study on explosive boiling of superheated droplets in vacuum spray flash evaporation," *Int. J. Heat Mass Transf.*, vol. 144, p. 118552, 2019, doi: 10.1016/j.ijheatmasstransfer.2019.118552.
 - [16] M. H. Amirkalaei, A. Khoshgard, H. Ahmadi-Danesh-Ashtiani, and R. Fazaeli, "Evaporation rate of sprayed seawater droplets in upward and downward direction and analyzing the effect of the injection pressure and nozzle type in solar water desalination systems," *Energy Sources, Part A Recover. Util. Environ. Eff.*, vol. 00, no. 00, pp. 1–14, 2020, doi: 10.1080/15567036.2020.1850929.
 - [17] H. Raach and J. Mitrovic, "Simulation of heat and mass transfer in a multi-effect distillation plant for seawater desalination," *Desalination*, vol. 204, no. 1-3 SPEC. ISS., pp. 416–422, 2007, doi: 10.1016/j.desal.2006.04.037.
 - [18] C. Elango, N. Gunasekaran, and K. Sampathkumar, "Thermal models of solar still - A comprehensive review," *Renew. Sustain. Energy Rev.*, vol. 47, pp. 856–911, 2015, doi: 10.1016/j.rser.2015.03.054.
 - [19] M. I. Ahmed, M. Hrairi, and A. F. Ismail, "On the characteristics of multistage evacuated solar distillation," *Renew. Energy*, vol. 34, no. 6, pp. 1471–1478, 2009, doi: 10.1016/j.renene.2008.10.029.
 - [20] W. Wang et al., "Solar Seawater Distillation by Flexible and Fully Passive Multistage Membrane Distillation," *Nano Lett.*, vol. 21, no. 12, pp. 5068–5074, 2021, doi: 10.1021/acs.nanolett.1c00910.
 - [21] H. E. S. Fath and S. M. Elsherbiny, "Effect of adding a passive condenser on solar still performance," *Int. J. Sol. Energy*, vol. 11, no. 1–2, pp. 73–89, 1992, doi: 10.1080/01425919208909731.
 - [22] E. Diniardi, "Analisa Perencanaan Desalination Plant 4167 Ton / Jam," *Sintek J. J. Ilm. Tek. Mesin*, pp. 22–31, 2009.
 - [23] M. Fujiwara, K. Takahashi, and K. Takagi, "Improvement of condensation step of water vapor in solar desalination of seawater and the development of three-ply membrane system," *Desalination*, vol. 508, no. January, p. 115051, 2021, doi: 10.1016/j.desal.2021.115051.
 - [24] M. H. Amirkalaei, A. Khoshgard, H. Ahmadi-Daneshashtiani, and R. Fazaeli, "Investigation of the parameters influencing the evaporation rate of downward sprayed sea water in solar water desalination," *Desalin. Water Treat.*, vol. 191, pp. 64–71, 2020, doi: 10.5004/dwt.2020.25469.
 - [25] S. D. Waluyo, Y. H. Providensia, N. Kartika, and L. Suprianti, "Pengaruh Diameter Nozzle Sprayer Terhadap Kadar Effect of Sprayer Nozzle Diameter on Salt Content of," pp. 2018–2022, 2022.
 - [26] C. Chen, Y. Kuang, and L. Hu, "Challenges and Opportunities for Solar Evaporation," *Joule*, vol. 3, no. 3, pp. 683–718, 2019, doi: 10.1016/j.joule.2018.12.023.
 - [27] R. Alrowais, C. Qian, M. Burhan, D. Ybyraiymkul, M. W. Shahzad, and K. C. Ng, "A greener seawater desalination method by direct-contact spray evaporation and condensation (DCSEC): Experiments," *Appl. Therm. Eng.*, vol. 179, no. June, p. 115629, 2020, doi: 10.1016/j.applthermaleng.2020.115629.
 - [28] B. Cai et al., "Mathematical study of spray flash evaporation in a spray-assisted seawater desalination chamber," *Desalination*, vol. 465, no. December 2018, pp. 25–37, 2019, doi: 10.1016/j.desal.2019.03.007.
 - [29] F. Fathinia, M. Khiadani, Y. M. Al-Abdeli, and A. Shafieian, "Performance improvement of spray flash evaporation desalination systems using multiple nozzle arrangement," *Appl. Therm. Eng.*, vol. 163, no. June, 2019, doi: 10.1016/j.applthermaleng.2019.114385.
 - [30] A. S. Abdullah, M. M. Younes, Z. M. Omara, and F. A. Essa, "New design of trays solar still with enhanced evaporation methods – Comprehensive study," *Sol. Energy*, vol. 203, no. February, pp. 164–174, 2020, doi: 10.1016/j.solener.2020.04.039.
 - [31] A. M. Manokar, D. P. Winston, A. E. Kabeel, R. Sathyamurthy, and T. Arunkumar, "Different parameter and technique affecting the rate of evaporation on active solar still -a review," *Heat Mass Transf. und Stoffuebertragung*, vol. 54, no. 3, pp. 593–630, 2018, doi: 10.1007/s00231-017-2170-9.
 - [32] A. S. Abdullah et al., "Rotating-drum solar still with enhanced evaporation and condensation techniques: Comprehensive study," *Energy Convers. Manag.*, vol. 199, no. June, p. 112024, 2019, doi: 10.1016/j.enconman.2019.112024.
 - [33] O. Mahian, A. Kianifar, S. Z. Heris, D. Wen, A. Z. Sahin, and S. Wongwises, "Nanofluids effects on the evaporation rate in a solar still equipped with a heat exchanger," *Nano Energy*, vol. 36, no. February, pp. 134–155, 2017, doi: 10.1016/j.nanoen.2017.04.025.
 - [34] A. Muthu Manokar, K. Kalidasa Murugavel, and G. Esakkimuthu, "Different parameters affecting the rate of evaporation and condensation on passive solar still - A review," *Renew. Sustain. Energy Rev.*, vol. 38, pp. 309–322, 2014, doi: 10.1016/j.rser.2014.05.092.
 - [35] S. Shoeibi, N. Rahbar, A. Abedini Esfahlani, and H. Kargarsharifabad, "A review of techniques for simultaneous enhancement of evaporation and condensation rates in solar stills," *Sol. Energy*, vol. 225, no. July, pp. 666–693, 2021, doi: 10.1016/j.solener.2021.07.028.
 - [36] A. Yani, "Study experimental alat destilasi air laut terhadap kuantitas dan kualitas air tawar yang dihasilkan dengan menggunakan energi matahari," *Turbo J. Progr. Stud. Tek. Mesin*, vol. 10, no. 2, 2021, doi: 10.24127/trb.v10i2.1744.
 - [37] H. Guo, J. Wang, J. Wu, and X. Du, "Study on spray evaporation treatment of desulfurization wastewater," *Coatings*, vol. 11, no. 4, pp. 1–19, 2021, doi: 10.3390/coatings11040418.