

1. Halaman Sampul
2. Redaksi
3. Daftar Isi
4. Bukti Kinerja
5. Halaman Scimago
6. Halaman Scopus

# 1. HALAMAN SAMPUL

# Pharmacognosy Journal (/)

An Open Access, Peer Reviewed Journal in the field of  
Pharmacognosy

Enter terms then hit Search...



[Articles In Press \(/inpress\)](#)   [Current Issue \(/v14/i6s\)](#)   [Archives \(/archives\)](#)

[RSS Feeds \(/rss.xml\)](#)   [Submit Article \(https://www.phcogj.info\)](https://www.phcogj.info)



<http://www.phcogj.com>   <http://www.phcogj.com>

## RECENT ARTICLES

[Histopathological Perspectives of Multiple Organs in a Red- Footed Tortoise \(...  
\(/article/1951\)](#)

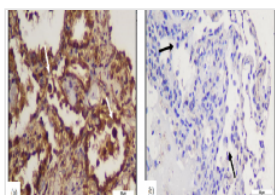


# Pharmacognosy Journal Volume 14, Issue 6 (Suppl.), Nov-Dec 2022



**Medicinal Plants Adopted to Treat Children's Diseases by Traditional Pediatrics "Women Healers" In The Souss Massa Region (Agadir Idaoutanan, Inzegane Ait Meloul and Chtouka Ait Baha) Morocco (/article/1924)**

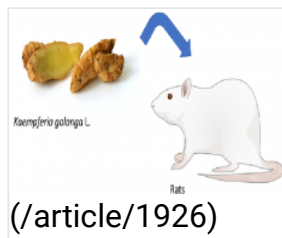
Jan 3, 2023 - 13:29



(/article/1925)

### Differences in interleukin-6 and interleukin-17 expression in covid-19 post-mortem lung tissue biopsy compared with noncovid- 19 (/article/1925)

Jan 3, 2023 - 14:17



(/article/1926)

### Kaempferia galanga L. Extract Administration Attenuate Aquaporin-4 Expression in Traumatic Brain Injury: An Experimental Study in Rats (/article/1926)

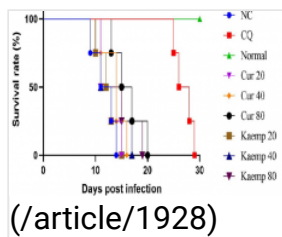
Jan 3, 2023 - 14:29



(/article/1927)

### Effect of Pomegranate Extract On N-Terminal Pro Brain Natriuretic Peptide and Asymmetric Dimethylarginine Levels in Children with Pulmonary Artery Hypertension in Acyanotic Congenital Heart Disease (/article/1927)

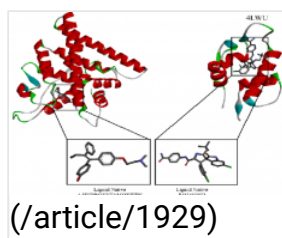
Jan 3, 2023 - 14:35



(/article/1928)

### Evaluation of Experimental Cerebral Malaria of Curcumin and Kaempferol in Plasmodium berghei ANKA-Infected Mice (/article/1928)

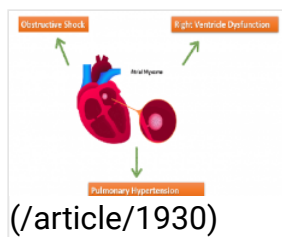
Jan 3, 2023 - 14:41



(/article/1929)

### Molecular Docking Estrogen Receptor Alpha Antagonist and P53- MDM2 Inhibitor, ADMET Prediction of Alkaloid Compound from Mitragyna speciosa for Breast Cancer Therapy (/article/1929)

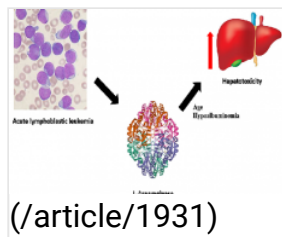
Jan 3, 2023 - 14:46



(/article/1930)

### Left Atrial Myxoma Presented with an Obstructive Shock, Right Ventricle Dysfunction and Pulmonary Hypertension (/article/1930)

Jan 3, 2023 - 14:51



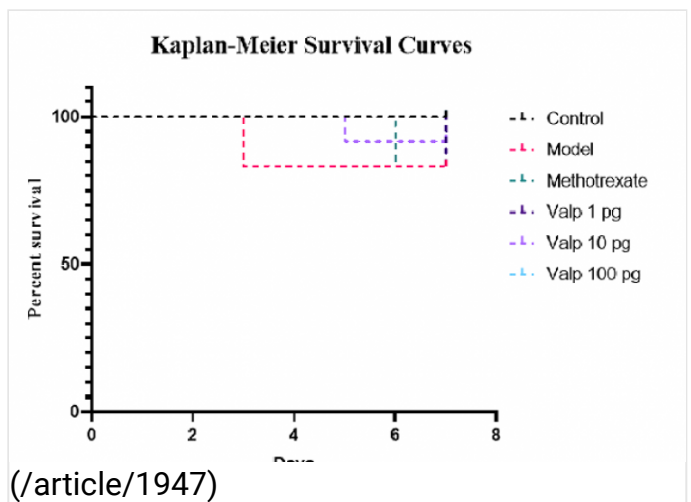
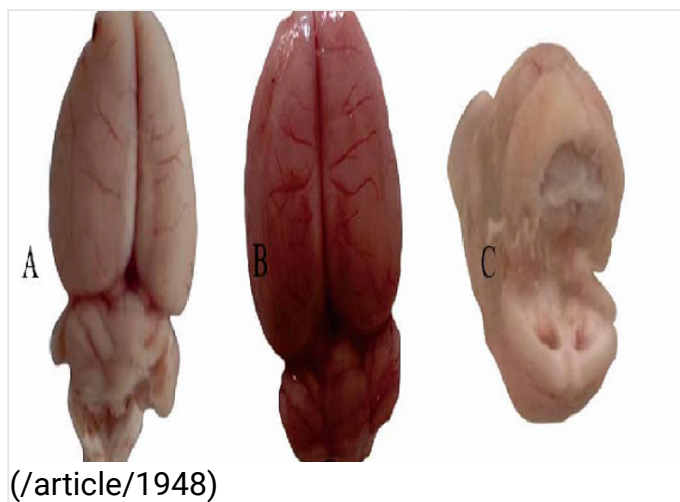
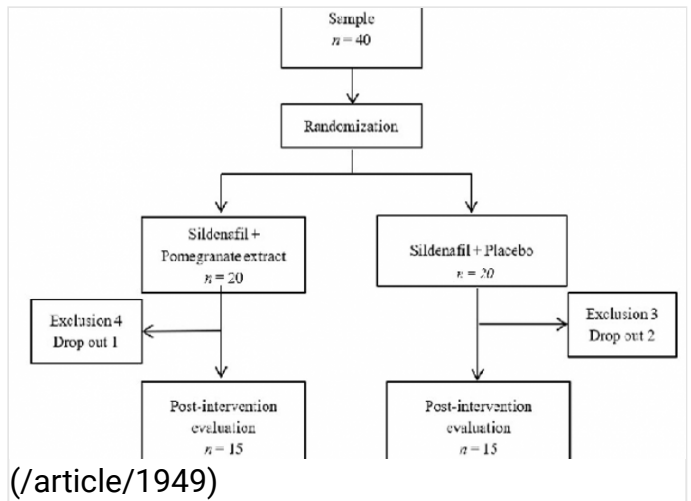
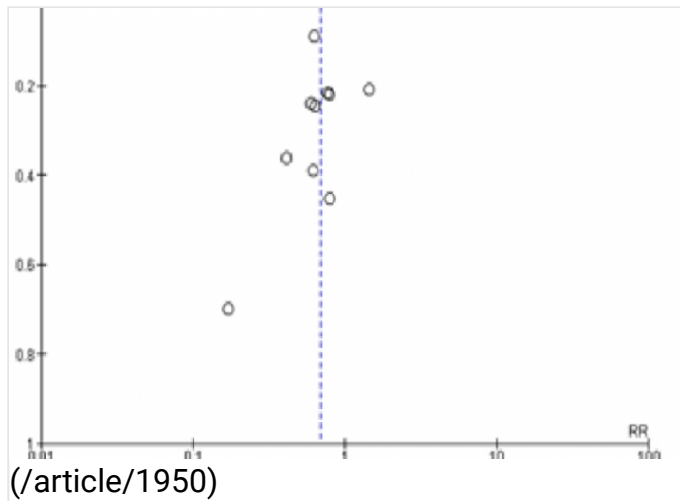
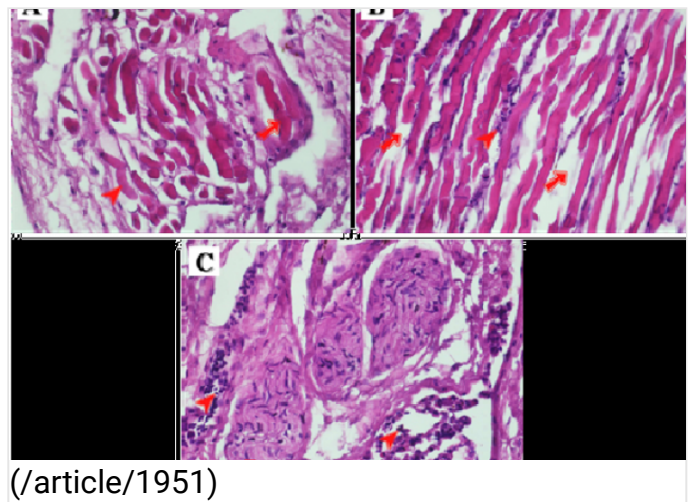
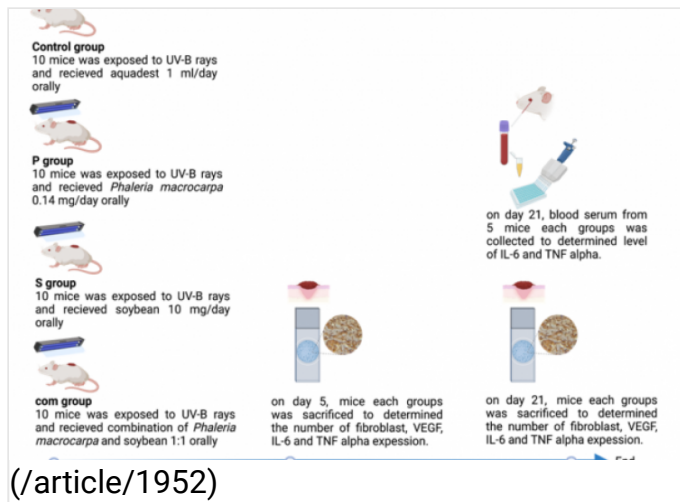
(/article/1931)

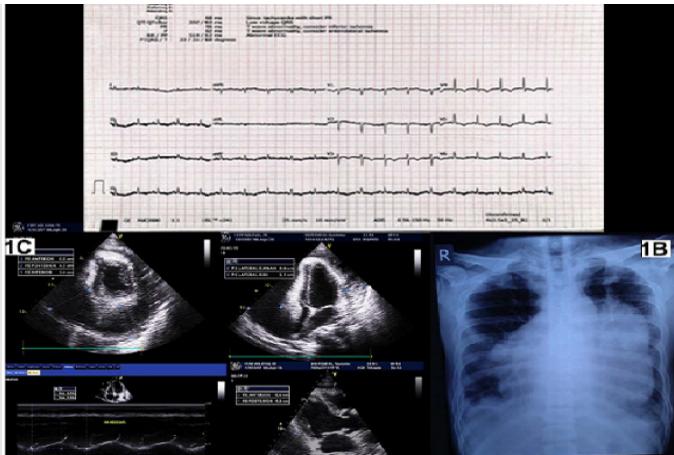
### Risk Factors for Hepatotoxicity From L-Asparaginase Chemotherapy In Children With Acute Lymphoblastic Leukemia (/article/1931)

Jan 3, 2023 - 15:01

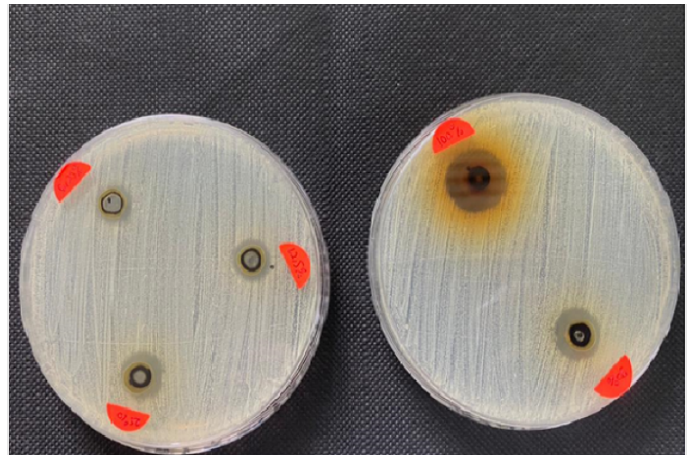
More »

### ARTICLES IN IMAGES

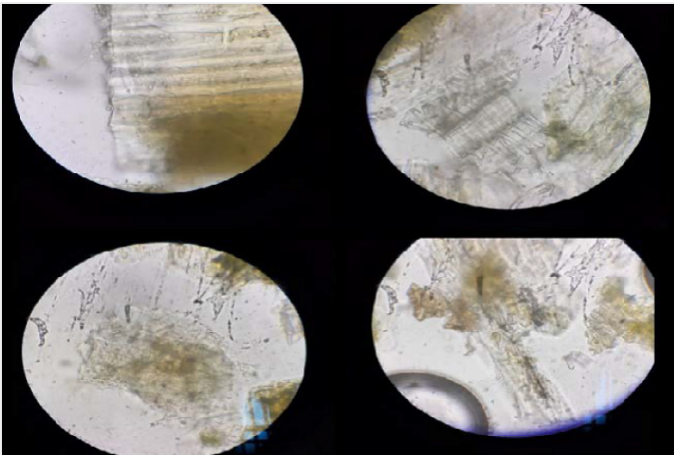




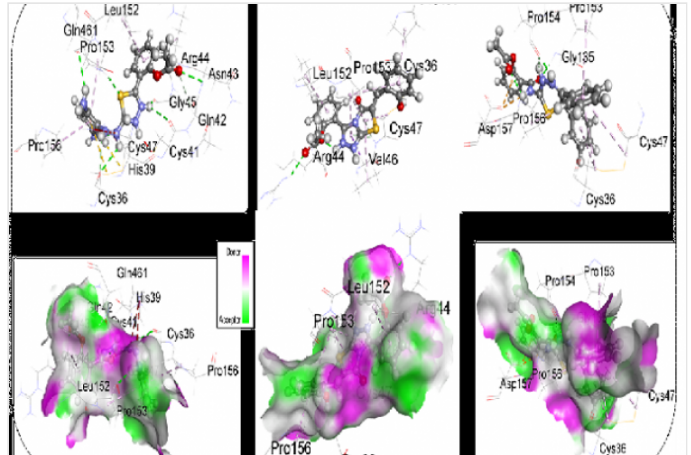
(/article/1946)



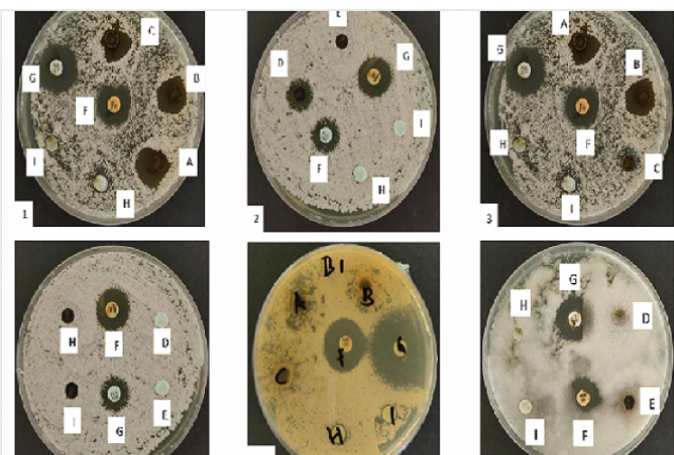
(/article/1945)



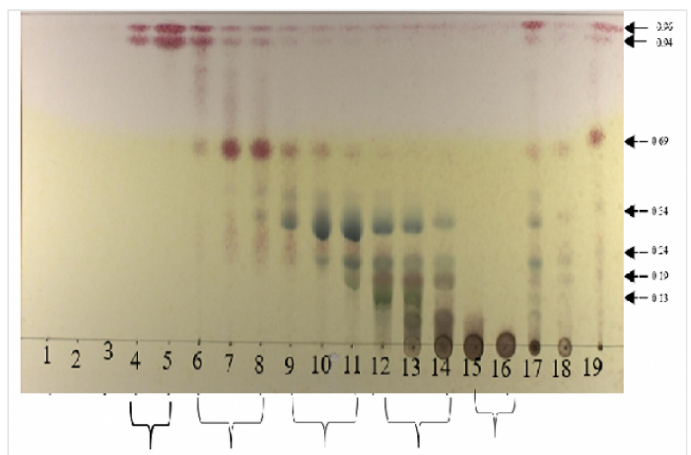
(/article/1944)



(/article/1943)



(/article/1942)



(/article/1941)

More »

## Recent Publications

Effect of Combination of Soybean and Phaleria macrocarpa Ethanol Extract on IL6, TNF $\alpha$ , VEGF and Fibroblasts in Mice Exposed to UVB (/article/1952)

Histopathological Perspectives of Multiple Organs in a Red- Footed Tortoise (Chelonoidis carbonaria) with Suspected Metabolic Bone Disease: A Case Report (/article/1951)

The Role of Breast Milk on Reducing the Risk of Neonatal Sepsis in Preterm and Low Birth Weight Infants: A Systematic Review and Meta-Analysis (/article/1950)

Effects of Pomegranate Extract Supplementation (Punica granatum L.) on Clinical Manifestations of Pulmonary Arterial Hypertension in Children with Acyanotic Congenital Heart Disease (/article/1949)



(<https://www.phcogj.com/articles/recent/rss.xml>)More... (/articles)

## TAGS

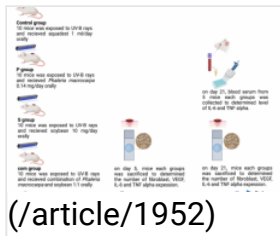
(+) CATECHIN. (/TAGS/CATECHIN) 3-(4 (/TAGS/3-4) OCISPLATIN (/TAGS/OCISPLATIN) 1 (/TAGS/1)  
 1-BENZYL-1H-BENZIMIDAZOLE 3-OXIDE (/TAGS/1-BENZYL-1H-BENZIMIDAZOLE-3-OXIDE) 1-H NMR (/TAGS/1-H-NMR)  
 10.5530/PJ.2021.13.208 (/TAGS/105530PJ202113208) 13 C NMR (/TAGS/13-C-NMR)  
 13-HYDROXY METHYL ESTER (/TAGS/13-HYDROXY-METHYL-ESTER) 13C NMR (/TAGS/13C-NMR) 14-METHYL- (/TAGS/14-METHYL)  
 1H-NMR (/TAGS/1H-NMR)  
 1'S'-1'- ACETOXYCHAVICOLACETATE (/TAGS/1%E2%80%99S%E2%80%99-1%E2%80%99-ACETOXYCHAVICOLACETATE) 2 (/TAGS/2)  
 2-DIPHENYL-1-PICRYLHYDRAZYL (/TAGS/2-DIPHENYL-1-PICRYLHYDRAZYL) 20-HYDROXYECDYSONE (/TAGS/20-HYDROXYECDYSONE)  
 24-ACETONIDECLETHRIC ACID (/TAGS/24-ACETONIDECLETHRIC-ACID)  
 2D-AND 3D-CHEMICAL STRUCTURES (/TAGS/2D-AND-3D-CHEMICAL-STRUCTURES) 3 (/TAGS/3) 3-(4 (/TAGS/3-4-0)  
 3-ALKYLPHENOLS (/TAGS/3-ALKYLPHENOLS) 3-HIDROXYPROPIL MERCAPTURIC ACID (/TAGS/3-HIDROXYPROPIL-MERCAPTURIC-ACID)  
 304 STAINLESS-STEEL (/TAGS/304-STAINLESS-STEEL) 3CLPRO RECEPTOR (/TAGS/3CLPRO-RECEPTOR)  
 3D-DATABASE OF CHEMICAL STRUCTURES (/TAGS/3D-DATABASE-CHEMICAL-STRUCTURES)  
 3T3-L1 ADIPOCYTES (/TAGS/3T3-L1-ADIPOCYTES) 3T3-L1CELL LINES (/TAGS/3T3-L1CELL-LINES)  
 3'DIMETHYLELLAGIC ACID (/TAGS/3%E2%80%99DIMETHYLELLAGIC-ACID)  
 4 DIPHENYLTETRAZOLIUM BROMIDE ASSAY (/TAGS/4-DIPHENYLTETRAZOLIUM-BROMIDE-ASSAY)  
 4 NAPTHELENEDIONE (/TAGS/4-NAPTHELENEDIONE) 4-DI-TERT-BUTYLPHENOL (/TAGS/4-DI-TERT-BUTYLPHENOL)  
 4-DINITROPHENYLHYDRAZINE (/TAGS/4-DINITROPHENYLHYDRAZINE)  
 4-HYDROXY-3-METHOXY BENZOIC ACID (/TAGS/4-HYDROXY-3-METHOXY-BENZOIC-ACID)  
 4-HYDROXYBENZOIC ACID (/TAGS/4-HYDROXYBENZOIC-ACID) 4'-DIHYDROXY-7-(Γ (/TAGS/4%C2%B4-DIHYDROXY-7-%CE%B3)  
 5 (/TAGS/5) 5 LIPOXYGENASE (/TAGS/5-LIPOXYGENASE) 5-DIGLUCOSIDE (/TAGS/5-DIGLUCOSIDE)

5-DIMETHYLTHIAZOL-2-YL)-2 (/TAGS/5-DIMETHYLTHIAZOL-2-YL)-2) 5-DIMETHYLTHIAZOL-2YL)-2 (/TAGS/5-DIMETHYLTHIAZOL-2-YL)-2)  
 5-DIPHENYLTETRAZOLIUM BROMIDE); VIRUCIDAL. (/TAGS/5-DIPHENYLTETRAZOLIUM-BROMIDE-VIRUCIDAL)  
 5-O-ACYLPINOSTROBIN (/TAGS/5-O-ACYLPINOSTROBIN) 5°C COOLING PROCESS (/TAGS/5%CB%9AC-COOLING-PROCESS)  
 5"DI (/TAGS/5%E2%80%9DDI) 6MWD (/TAGS/6MWD)  
 7-DAY POINT PREVALENCE ABSTINENCE RATE (/TAGS/7-DAY-POINT-PREVALENCE-ABSTINENCE-RATE)  
 7-DIRHAMNOSIDE (/TAGS/7-DIRHAMNOSIDE) 7-METHOXY-AROMADENDRIN (/TAGS/7-METHOXY-AROMADENDRIN)  
 75% ETHANOLIC EXTRACT (/TAGS/75-ETHANOLIC-EXTRACT) 9-POINT HEDONIC SCALE. (/TAGS/9-POINT-HEDONIC-SCALE)

More »

LATEST

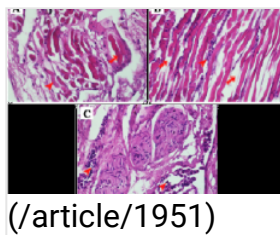
POPULAR (/NODE?QT-SIDEBAR\_TABS=1#QT-SIDEBAR\_TABS)



(/article/1952)

### Effect of Combination of Soybean and Phaleria macrocarpa Ethanol Extract on IL6, TNF $\alpha$ , VEGF and Fibroblasts in Mice Exposed to UVB (/article/1952)

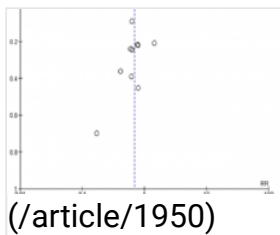
Feb 13, 2023 - 11:05



(/article/1951)

### Histopathological Perspectives of Multiple Organs in a Red- Footed Tortoise (Chelonoidis carbonaria) with Suspected Metabolic Bone Disease: A Case Report (/article/1951)

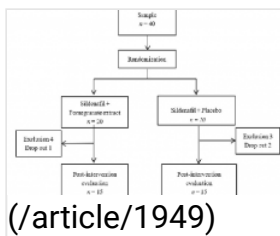
Jan 4, 2023 - 18:24



(/article/1950)

### The Role of Breast Milk on Reducing the Risk of Neonatal Sepsis in Preterm and Low Birth Weight Infants: A Systematic Review and Meta-Analysis (/article/1950)

Jan 4, 2023 - 17:58



(/article/1949)

### Effects of Pomegranate Extract Supplementation (Punica granatum L.) on Clinical Manifestations of Pulmonary Arterial Hypertension in Children with Acyanotic Congenital Heart Disease (/article/1949)

Jan 4, 2023 - 17:50

[More »](#)

---

---

## About

Pharmacognosy Journal (Phcog J.) covers different topics in natural product drug discovery, and also publishes manuscripts that describe pharmacognostic investigations, evaluation reports, methods, techniques and applications of all forms of medicinal plant research

**Distinctions:** The most widely read, cited, and known Pharmacognosy journal and website is well browsed with all the articles published. More than 50,000 readers in nearly every country in the world each month

**ISSN :** 0975-3575 ; Frequency : Rapid at a time publication (6 issues/year)

**Indexed and Abstracted in :** SCOPUS, Scimago Journal Ranking, Chemical Abstracts, Excerpta Medica / EMBASE, Google Scholar, CABI Full Text, Index Copernicus, Ulrich's International Periodical Directory, ProQuest, Journalseek & Genamics, PhcogBase, EBSCOHost, Academic Search Complete, Open J-Gate, SciACCESS.

**Rapid publication:** Average time from submission to first decision is 30 days and from acceptance to In Press online publication is 45 days.

**Open Access Journal:** Pharmacognosy Journal is an open access journal, which allows authors to fund their article to be open access from publication.

## Submit your Next Article

- Online submission
- Highly indexed and abstracted
- 10 years of successful publishing
- Wider visibility though open access
- Higher impact with wider visibility
- Prompt review

## **Submit** your next article to Phcog J

and be a part of many successful authors.

**Create**                      **free**                      **account**                      (<http://phcogj.info>)                      /                      **Login**



(<https://www.phcogj.com/submissions/index.php/phcogj/index>)

---

Copyright © 2020 Pharmacogn J. All rights reserved.

**Pharmacognosy Journal** and its contents are licensed under a Creative Commons Attribution-Non Commercial-No Derivs 4.0 License. Permissions beyond the scope of this license may be available with [editor@phcogj.com](mailto:editor@phcogj.com) (<mailto:editor@phcogj.com>)

[Home \(/\)](#)

[Advertise with us \(/\)](#)

[Privacy Statement \(/\)](#)

## 2. REDAKSI

# Pharmacognosy Journal (/)

An Open Access, Peer Reviewed Journal in the field of Pharmacognosy

Enter terms then hit Search...



Articles In Press (/inpress) Current Issue (/v14/i6s) Archives (/archives)

RSS Feeds (/rss.xml) Submit Article (https://www.phcogj.info)



(http://www.phcogj.com/#/)

HOME (/) / EDITORIAL BOARD (2020-21)

View (/editorial-board-2020-21)

What links here (/node/25/backlinks)

Time to read  
1 minute

## Editorial Board (2020-21)

### Editors & Editorial Board Members (2021)

Share



**Dr. Djemli Samir**

Department of Biology , Applied Neuroendocrinology Laboratory

Bahji Mekhrar Annaba University

(https://www.facebook.com/sharer/sharer.php?u=https%3A%2F%2Fwww.phcogj.com%2Feditorial-board-

board-2020-

**Dr. Raghava Naidu, Ph.D**

Department of Human Oncology,

University of Wisconsin,

21&t=Editorial+Board+%282020-21%29)

1111, Highland Ave, Madison,



Wisconsin 53705, USA

(https://plus.google.com/share?

url=https%3A%2F%2Fwww.phcogj.com%2Feditorial-board-2020-21)  
 Associate Professor of Pharmacognosy and Phytochemistry,  
 Pharmaceutical Sciences Department,  
 Faculty of Pharmacy,  
 Beirut Arab University (BAU),  
 Beirut 115020, Lebanon



(http://twitter.com/share?text=Editorial+Board+%282020-21%29&url=https%3A%2F%2Fwww.phcogj.com%2Feditorial-board-2020-21)  
**Ourlad Alzeus Tantengco**, MD-PhD Molecular Medicine  
 College of Medicine, University of the Philippines Manila  
 Pedro Gil Street, Ermita, Manila, Philippines, 1000



Print

a- a+

---

### **Janib Achmad**

Lecturer of Faculty of Fisheries and Marine Science,  
 University of Khairun Ternate  
 Kampus 2 Jalan Pertamina, Kelurahan Gambesi,  
 Ternate Selatan

### **Muammar Fawwaz**, Ph.D

Department of Pharmaceutical Chemistry  
 Faculty of Pharmacy  
 Universitas Muslim Indonesia  
 Makassar 90231, South Sulawesi, Indonesia

### **Hany Ezzat Khalil**

Associate Professor,  
 College of Clinical Pharmacy,  
 King Faisal University,  
 KSA

### **Emad Yousif**

Department of Chemistry  
 College of Science  
 Al-Nahrain University  
 Baghdad, Iraq

### **Sughosh Upasani**

R.C Patel Institute of pharmacy,  
 Shirpur, Dist-Dhule, Maharashtra,  
 India.

### **Gurusiddaiah suresh kumar**

Scientist  
 Dept of biochemistry

CSIR-CFTRI  
Mysore, Karnataka, INDIA

**Arjun Patra**

Assistant Professor  
School of Pharmaceutical Sciences  
Guru Ghasidas Central University  
Koni, Bilaspur - 495 009  
Chattisgarh, India

**Francis O. Atanu, Ph.D**

Department of Biochemistry  
Faculty of Natural Sciences  
Kogi State University  
Anyigba, Nigeria.

**Vijay Kumar Chattu**

Faculty of Medical Sciences  
University of the West Indies  
St. Augustine, Trinidad & Tobago.

**Dr.Kunle Okaiyeto, PhD**

Applied and Environmental Microbiology Research Group (AEMREG)  
Department of Biochemistry and Microbiology  
University of Fort Hare  
Alice campus  
5700, Alice  
South Africa.

**Dr. Srisailam Keshetti, Ph.D**

Principal, University College of Pharmaceutical Sciences, Satavahana University  
Karimnagar 505001  
Telangana  
INDIA

**Dr. Gayathri M Rao**

Associate Professor  
Department of Biochemistry  
Kasturba Medical Collge, Mangaluru.

**Shuge Tian**

Experimental Teaching Demonstration Center of TCM in Xinjiang Medical University  
Department of traditional medicine ,TCM

Xinjiang Medical University  
Xinjiang CHINA 830054

**Dr. Ramachandra Setty Siddamsetty,**  
Professor, Govt College of Pharmacy,  
Mission Road, Bengaluru, INDIA

**Dr. (Mrs.) Sayyada Khatoon**  
HOD, Pharmacognosy Division  
CSIR-National Botanical Research Institute,  
Rana Pratap Marg, Post Box 436,  
Lucknow-226001 (U.P.) India

**Dr. A. Sajeli Begum**  
Department of Pharmacy  
Birla Institute of Technology & Science  
Hyderabad, India

**Olga Silva**  
Department of Pharmacological Sciences,  
Faculdade de Farmácia,  
Universidade de Lisboa, Portugal

**Xinwen Wang**  
Department of Clinical Pharmacy  
University of Michigan  
USA

**Roman Lysiuk**  
Department of Pharmacognosy and Botany,  
Danylo Halytsky Lviv National Medical University,  
Pekarska,69., Lviv 79010, Ukraine

**Arif Nur Muhammad Ansori**  
Universitas Airlangga  
Indonesia

101394 reads

---

## SHARE THIS ARTICLE

EMAIL (MAILTO: ?SUBJECT=EDITORIAL%20BOARD%20%282020-  
21%29&BODY=HTTPS%3A%2F%2FWWW.PHCOGJ.COM%2FEDITORIAL-  
BOARD-2020-21)

(HTTPS://WWW.PHCOGJ.COM/EDITORIAL-BOARD-2020-21)  
U=HTTPS://WWW.PHCOGJ.COM/EDITORIAL-BOARD-2020-21  
BOARD-BOARD-21%29&URL%2FEDITORIAL-

## About

Pharmacognosy Journal (Phcog J.) covers different topics in natural product drug discovery, and also publishes manuscripts that describe pharmacognostic investigations, evaluation reports, methods, techniques and applications of all forms of medicinal plant research

**Distinctions:** The most widely read, cited, and known Pharmacognosy journal and website is well browsed with all the articles published. More than 50,000 readers in nearly every country in the world each month

**ISSN :** 0975-3575 ; Frequency : Rapid at a time publication (6 issues/year)

**Indexed and Abstracted in :** SCOPUS, Scimago Journal Ranking, Chemical Abstracts, Excerpta Medica / EMBASE, Google Scholar, CABI Full Text, Index Copernicus, Ulrich's International Periodical Directory, ProQuest, Journalseek & Genamics, PhcogBase, EBSCOHost, Academic Search Complete, Open J-Gate, SciACCESS.

**Rapid publication:** Average time from submission to first decision is 30 days and from acceptance to In Press online publication is 45 days.

**Open Access Journal:** Pharmacognosy Journal is an open access journal, which allows authors to fund their article to be open access from publication.

## Submit your Next Article

- Online submission
- Highly indexed and abstracted
- 10 years of successful publishing
- Wider visibility though open access
- Higher impact with wider visibility
- Prompt review

## Submit your next article to Phcog J

and be a part of many successful authors.

**Create free account** (<http://phcogj.info>)

(<https://www.phcogj.com/submissions/index.php/phcogj/index>)

/

Login

Copyright © 2020 Pharmacogn J. All rights reserved.

**Pharmacognosy Journal** and its contents are licensed under a Creative Commons Attribution-Non Commercial-No Derivs 4.0 License. Permissions beyond the scope of this license may be available with [editor@phcogj.com](mailto:editor@phcogj.com) (<mailto:editor@phcogj.com>)

[Home \(/\)](#)

[Advertise with us \(/\)](#)

[Privacy Statement \(/\)](#)



## 3. DAFTAR ISI

[Home \(/\)](#)[About Journal](#) ▾[Editorial Board \(/editorial-board-2020-21\)](#)[For Authors](#) ▾[Contact Us \(/contact-us\)](#)

# Pharmacognosy Journal (/)

An Open Access, Peer Reviewed Journal in the field of  
Pharmacognosy

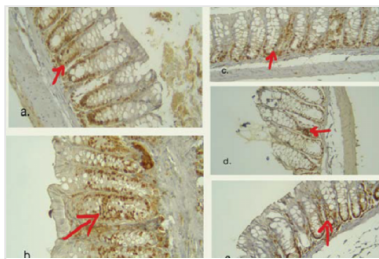
Enter terms then hit Search...

[Articles In Press \(/inpress\)](#)[Current Issue \(/v14/i6s\)](#)[Archives \(/archives\)](#)[RSS Feeds \(/rss.xml\)](#)[Submit Article \(https://www.phcogj.info\)](https://www.phcogj.info)

[HOME \(/\)](#) / PHARMACOGNOSY JOURNAL,  
VOL 14, ISSUE 3, MAY-JUN, 2022

## Pharmacognosy Journal, Vol 14, Issue 3, May-Jun, 2022

### RECENT ARTICLES



[\(/article/1793\)](#)

Original Article

**The Effect of Pomegranate Peel Ethanol Extract to  
TNF- $\alpha$  Expression of Mice Colonic Epithelial Cells  
Induced Using Dextran Sodium Sulfate (DSS)  
[\(/article/1793\)](#)**

**Kusmardi Kusmardi, Raja Yasmin Khalilah, E Zuraidah, Ari  
Estuningtyas, Aryo Tedjo**

**Pharmacognosy Journal, 14(3):480-488**

**DOI: 10.5530/pj.2022.14.61**

*Published: Wed, 29-Jun-2022*

[Read More \(/article/1793\)](#)



Original Article

## Azadirachta indica Hexane Extract: Potent Antibacterial Activity Against Propionibacterium acne and Identification of its Chemicals Content (/article/1794)

Annysa Ellycornia Silvyana,Ratika Rahmasari,Berna Elya

Pharmacognosy Journal,14(3):489-496

DOI: 10.5530/pj.2022.14.62

Published: Thu, 30-Jun-2022

[Read More \(/article/1794\)](#)

Original Article

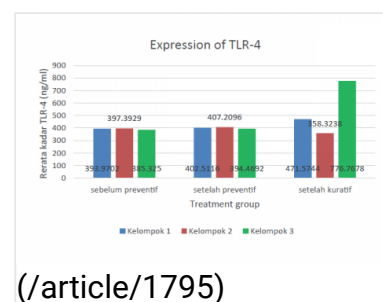
## Toll Like Receptor 4 Expression Profile in Mice Infected Mycobacterium Tuberculosis Given with Miana Leaves Extract (Coleus scutellarioides (L.) Benth) (Tuberculosis Preventive and Curative Mechanisms) (/article/1795)

Sesilia Rante Pakadang,St. Ratnah,Alfrida Monica Salasa, Mochammad Hatta

Pharmacognosy Journal,14(3):497-505

DOI: 10.5530/pj.2022.14.63

Published: Mon, 27-Jun-2022

[Read More \(/article/1795\)](#)[\(/article/1795\)](#)

Original Article

## Effective Enzyme-Producing Bacteria Isolated from Diversified Thai Rice and Native Thai Bees (Cavity Nesting Honey Bees) and their Potential for Production of Protease Enzymes (/article/1796)

Thapakorn Chumphon,Yaowanoot Promnuan,Sujinan Meelai,Saran Promsai

Pharmacognosy Journal,14(3):506-517

DOI: 10.5530/pj.2022.14.64

Published: Mon, 27-Jun-2022



[Read More \(/article/1796\)](/article/1796)

Original Article

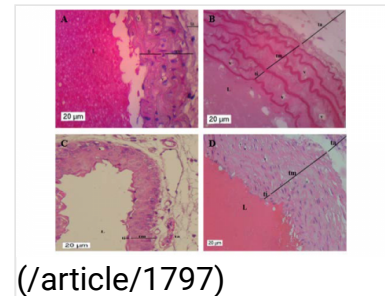
## Antihypercholesterolemic Power of Red Dragon Fruit (*Hylocereus polyrhizus*) Peel Extract (/article/1797)

Ruqiah Ganda Putr Panjaitan, Syafira Amelia

Pharmacognosy Journal, 14(3):518-523

DOI: 10.5530/pj.2022.14.65

Published: Mon, 27-Jun-2022

[Read More \(/article/1797\)](/article/1797)[\(/article/1797\)](/article/1797)

Original Article

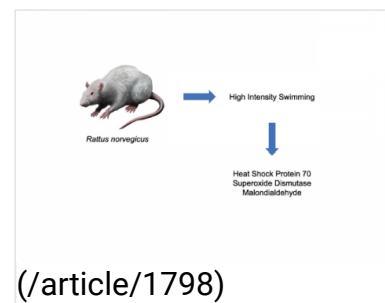
## Effects of High Intensity Swimming on Heat Shock Protein 70, Superoxide Dismutase and Malondialdehyde of *Rattus norvegicus* Male Rats (/article/1798)

Dody Taruna, Bambang Purwanto, Harianto Notopuro, Budi Utomo, Lilik Herawati, Reny I'tishom,

Pharmacognosy Journal, 14(3):524-530

DOI: 10.5530/pj.2022.14.66

Published: Thu, 30-Jun-2022

[Read More \(/article/1798\)](/article/1798)[\(/article/1798\)](/article/1798)

Original Article

## Subchronic Toxicity Studies of a Combined *Andrographis paniculata* (Burm.f.) Nees, *Syzygium cumini* (L) Skeels, and *Caesalpinia sappan* L Extract in Sprague-Dawley Rats (/article/1799)

Atini Solawati, Berna Elya, Heri Setiawan, Raysa Yunda Pratiwi

Pharmacognosy Journal, 14(3):531-535

DOI: 10.5530/pj.2022.14.67

Published: Tue, 28-Jun-2022

[\(/article/1799\)](/article/1799)

[Read More \(/article/1799\)](/article/1799)

Original Article

**Utilization of Secondary Metabolites in Algae *Kappaphycus alvarezii* as a Breast Cancer Drug with a Computational Method (/article/1800)**

AF Dibha,S Wahyuningsih,ANM Ansori,VD Kharisma,MH Widyananda,AA Parikesit,MT Sibero,RT Probojati,AAA Murtadlo,JP Trinugroho,TH Sucipto,DDR Turista,I Rosadi,ME Ullah,V Jakhmola,R Zainul



Pharmacognosy Journal,14(3):536-543

DOI: 10.5530/pj.2022.14.68

Published: Tue, 28-Jun-2022

[Read More \(/article/1800\)](/article/1800)

Original Article

**Phytochemical Evaluation and Antioxidant Activity of Virginia tobacco Leaves (*Nicotiana tabacum* L. var *virginia*) Fractions with DPPH and FTC Methods (/article/1791)**

Kori Yati,Misri Gozan, ,Vivi Anggia,Rini Prastiwi,Mahdi Jufri



Pharmacognosy Journal,14(3):544-548

DOI: 10.5530/pj.2022.14.69

Published: Wed, 29-Jun-2022

[Read More \(/article/1791\)](/article/1791)

Original Article

**In silico Analysis of the Polyphenolic Metabolites of *Zea mays* L. "Purple Corn" on HMG-CoA Reductase (/article/1813)**

Horna-Rodriguez Aleksandra M,López-Gamboa July A,Silva-Correa Carmen R,Sagástegui-Guarniz William Antonio,Gamarra-Sánchez César D,Villarreal-La Torre Víc E



Pharmacognosy Journal,14(3):549-558



**DOI:** 10.5530/pj.2022.14.70

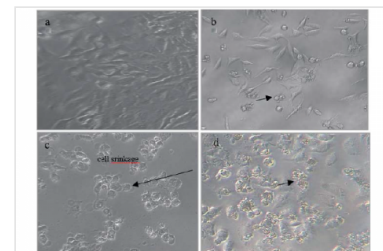
*Published:* Thu, 30-Jun-2022

[Read More \(/article/1813\)](#)

Research Article

## **Antioxidant and Cytotoxic Activities of Melinjo (Gnetum gnemon L.) Seed Fractions on HeLa Cell Line an In Vitro (/article/1801)**

**Asep Sukohar, , Hendri Busman, Nuning Nurcahyani, Evi Kurniawaty**



[\(/article/1801\)](#)

**Pharmacognosy Journal**,14(3):559-564

**DOI:** 10.5530/pj.2022.14.71

*Published:* Wed, 29-Jun-2022

[Read More \(/article/1801\)](#)

Research Article

## **Peel-off Mask Formulation from Stem of Sempeng (Nepenthes gracilis) as Anti Acne Against Propionibacterium acnes Bacteria (/article/1802)**

**Rezqi Handayani, Nurul Qamariah**



[\(/article/1802\)](#)

**Pharmacognosy Journal**,14(3):565-570

**DOI:** 10.5530/pj.2022.14.72


*Published:* Wed, 29-Jun-2022

[Read More \(/article/1802\)](#)

Research Article

## **Azasterol Inhibition and Pharmacokinetic Effects on Thymidylate Synthase-Dihydrofolate Reductase from T. gondii: In Silico Study (/article/1803)**

**Alan Dharmasaputra, Annisa Ullya Rasyida**



[\(/article/1803\)](#)

**Pharmacognosy Journal**,14(3):571-575

**DOI:** 10.5530/pj.2022.14.73

*Published:* Wed, 29-Jun-2022

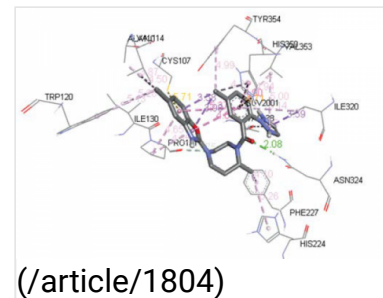


[Read More \(/article/1803\)](/article/1803)

Research Article

## Molecule Attachment and Prediction of ADMET Compounds in Cinnamomum burmannii on Orexin Receptor as Anti-insomnia (/article/1804)

Resmi Mustarichie, Nyi Mekar Saptarini, Sandra Megantara



Pharmacognosy Journal, 14(3):576-583

DOI: 10.5530/pj.2022.14.74

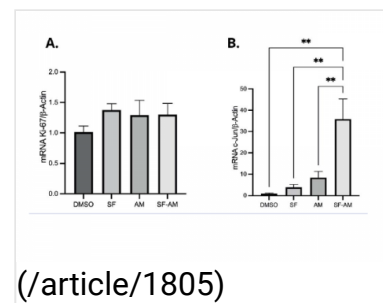
Published: Wed, 29-Jun-2022

[Read More \(/article/1804\)](/article/1804)

Research Article

## Alpha-Mangostin Enhances Proliferation in Sorafenib-Surviving HepG2 Liver Cancer Cells by Increasing Anti-Apoptosis and Antioxidant Markers Expressions (/article/1805)

Melva Louisa, Meuthia Faralita Annisa, Pamela Basuki, Brigitta Cindy Lauren, Syarinta Adenina



Pharmacognosy Journal, 14(3):584-590

DOI: 10.5530/pj.2022.14.75

Published: Wed, 29-Jun-2022

[Read More \(/article/1805\)](/article/1805)

Research Article

## Efficacy of Probiotic on Duodenal TNF- $\alpha$ Expression and the Histological Findings in the Liver and Lung in Animal Model Canine Coronavirus (/article/1806)

Iwan Sahrial Hamid, Juni Ekowati, Rondius Solfaine, Shekhar Chhetri, Muhammad Thohawi El Purnama



Pharmacognosy Journal, 14(3):591-597

DOI: 10.5530/pj.2022.14.76

Published: Wed, 29-Jun-2022



[Read More \(/article/1806\)](/article/1806)

## Research Article

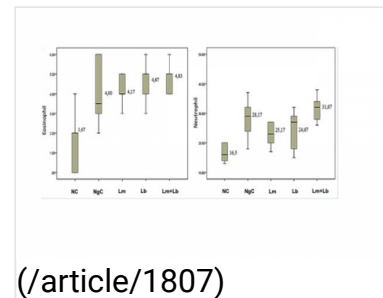
**In Vivo Studies of Combined Probiotics on IFN- $\gamma$ , Ig-E and Bronchial Muscular Layer of Rats with Allergic Asthma (/article/1807)**

Pujiati Pujiati, ,Dono Indarto,

Pharmacognosy Journal,14(3):598-603

DOI: 10.5530/pj.2022.14.77

Published: Wed, 29-Jun-2022

[Read More \(/article/1807\)](/article/1807)

## Research Article

**In Silico Phytochemical Compounds Screening of Allium sativum Targeting the Mpro of SARS-CoV-2 (/article/1808)**

Priscilla Listiyani, Viol Dhea Kharisma, Arif Nur Muhammm Ansori, Muhammad Hermawan Widyananda, Rasyadan Taufiq Probojati, Ahmad Affan Ali Murtadlo, Dora Dayu Rahma Turista, Md. Emdad Ullah, Vikash Jakhmola, Rahadian Zainul

Pharmacognosy Journal,14(3):604-609

DOI: 10.5530/pj.2022.14.78

Published: Wed, 29-Jun-2022

[Read More \(/article/1808\)](/article/1808)

## Research Article

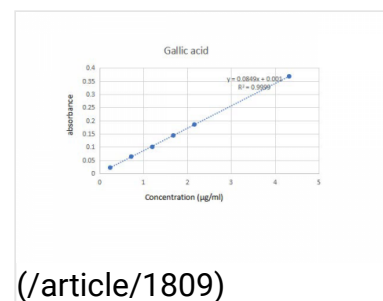
**Standardization Study of Khurtsiin deed-6 Traditional Medicine (/article/1809)**

,Purevsuren S, Chimedragchaa CH, Tserenkhand G, Norovnyam R

Pharmacognosy Journal,14(3):610-621

DOI: 10.5530/pj.2022.14.79

Published: Wed, 29-Jun-2022

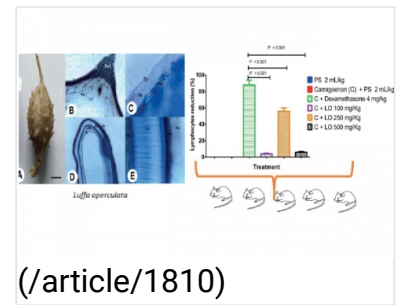
[Read More \(/article/1809\)](/article/1809)



## Research Article

## Pharmacobotany, Phytochemical Analysis and Anti-inflammatory effect of the Ethanolic Extract of *Luffa operculata* (/article/1810)

Jorge Alejandro Arroyo-Sandoval, Manuel Jesús Marin-Bravo, Jorge Luis Arroyo-Acevedo, Hugo Jesús Justil-Guerrero, Roberto Jesús Chávez-Asmat, Josefa Bertha Pari-Olarte, Javier Hernán Chávez-Espinoza, Jaime David Torres-Lévano, Eddie Loyola-Gonzales, José Santiago Almeida-Galindo, Oscar Herrera-Calderon



Pharmacognosy Journal, 14(3):622-628

DOI: 10.5530/pj.2022.14.80

Published: Wed, 29-Jun-2022

[Read More \(/article/1810\)](#)

## Research Article

## Role of Alkaloid on Platelet Aggregation and Serotonin in Migraine (/article/1811)

Olivia Mahardani Adam, Widjiati Widjiati

Pharmacognosy Journal, 14(3):629-632

DOI: 10.5530/pj.2022.14.81

Published: Thu, 30-Jun-2022

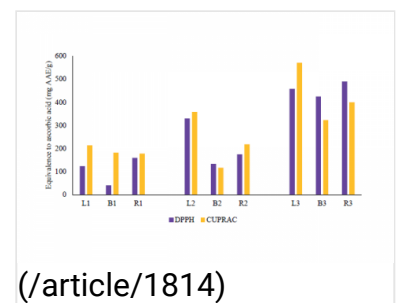
[Read More \(/article/1811\)](#)



## Research Article

## Mangosteen (*Garcinia mangostana* L.): Evaluation of In Vitro Antioxidant Activities (/article/1814)

Defri Rizaldy, Nisrina Khairunnis Ramadhita, Trishna Nadhifa, Irda Fidrianny



Pharmacognosy Journal, 14(3):633-640

DOI: 10.5530/pj.2022.14.82

Published: Thu, 30-Jun-2022

[Read More \(/article/1814\)](#)

## Research Article

## Phytochemical Screening, Gc-Ms Analysis and Antioxidant Activity of Marine Algae Obtained from Coastal Andhra Pradesh, India (/article/1815)


Swathi Priya K,Rajasekaran S

Pharmacognosy Journal,14(3):641-649

DOI: 10.5530/pj.2022.14.83

Published: Thu, 30-Jun-2022

[Read More \(/article/1815\)](#)



Research Article

## Potential Anticancer Activity of Bioactive Compounds from Ipomoea batatas (/article/1816)

Carmen R. Silva-Correa,Julio Hilario-Vargas,Víctor E.Villarr La Torre,Abhel A. Calderón-Peña,Anabel D. González-Siccha,Cinthya L. Aspajo-Villalaz,José L. Cruzado-Razco

Pharmacognosy Journal,14(3):650-659

DOI: 10.5530/pj.2022.14.84

Published: Wed, 29-Jun-2022

[Read More \(/article/1816\)](#)



Research Article

## Effects of Hyperbaric Oxygen Therapy on the Expression of FGF, MMP-9 and Occludin in the Repair of Gastric Mucosal Erosions (/article/1817)

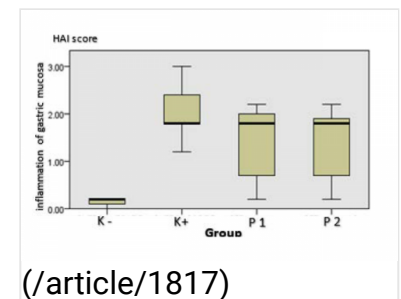
Fathi Ilmawan, ,Guritno Suryokusumo,M. Miftahussurur

Pharmacognosy Journal,14(3):660-671

DOI: 10.5530/pj.2022.14.85

Published: Wed, 29-Jun-2022

[Read More \(/article/1817\)](#)



Research Article

## Total Polyphenols, Total Flavonoids, Antioxidant Activity and Inhibition of Tyrosinase Enzymes from Extract and Fraction of Passiflora ligularis Juss



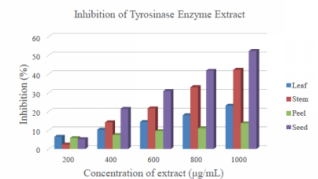
[\(/article/1818\)](#)

Selvia Wiliantari,Raditya Iswandana,Berna Elya

Pharmacognosy Journal,14(3):672-680

DOI: 10.5530/pj.2022.14.86

Published: Mon, 11-Jul-2022



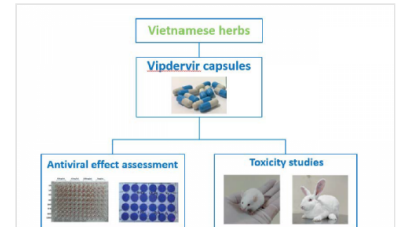
[\(/article/1818\)](#)

[Read More \(/article/1818\)](#)

Research Article

## Evaluation of Antiviral Effects and Toxicity of Herbal Medicine Vipdervir Capsules ([/article/1819](#))

Thi-Lien Nguyen,Huong Ha Thi Thanh,Kiet Ngo Tuan,Doan Cao Son,Thao Le Quang,Hang Nguyen Thi,Tien Vuong Duy,Quyen Doan Thi Tam,Huan Le Quang



[\(/article/1819\)](#)

Pharmacognosy Journal,14(3):681-689

DOI: 10.5530/pj.2022.14.87

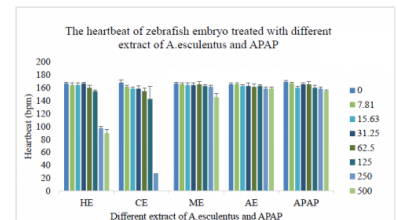
Published: Wed, 29-Jun-2022

[Read More \(/article/1819\)](#)

Research Article

## Phytochemical Screening, In vitro Antioxidant Activities and Zebrafish Embryotoxicity of Abelmoschus esculentus Extracts ([/article/1820](#))

Veshalini K,Daryl Jesus Arapoc,Zainah Adam,Rosniza Razali,Noor Azuin Suliman,Noor Azlina Abu Bakar



[\(/article/1820\)](#)


Pharmacognosy Journal,14(3):690-701

DOI: 10.5530/pj.2022.14.88

Published: Wed, 29-Jun-2022

[Read More \(/article/1820\)](#)

Research Article



# Alpha-glucosidase and DPP-IV Inhibitory Activities of Ethanol Extract from *Caesalpinia sappan*, *Andrographis paniculata*, and *Syzygium cumini* (/article/1821)

Sabila Robbani, Berna Elya, Raditya Iswandana



Pharmacognosy Journal, 14(3):702-709

DOI: 10.5530/pj.2022.14.89

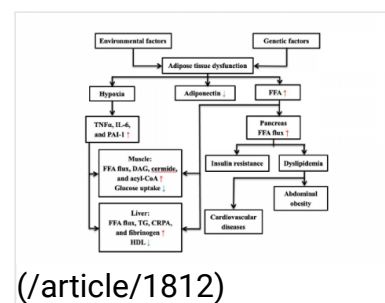
Published: Wed, 29-Jun-2022

[Read More \(/article/1821\)](#)

## Review Article

# Potential Roles of Purslane (*Portulaca oleracea* L.) as Antimetabolic Syndrome: A Review (/article/1812)

Nur Sofiatul Aini, Arif Nur Muhammm Ansori, Viol Dhea Kharisma, Muhammad Farraz Syadzha, Muhammad Hermawan Widyananda, Ahmad Affan Ali Murtadlo, Rasyadan Taufiq Probojati, Md. Emdad Ullah, Sin War Naw, Vikash Jakhmola, Rahadian Zainul



[\(/article/1812\)](#)

Pharmacognosy Journal, 14(3):710-714

DOI: 10.5530/pj.2022.14.90

Published: Wed, 29-Jun-2022

[Read More \(/article/1812\)](#)

1      2 (/v14/i3?page=1)      next > (/v14/i3?page=1)      last » (/v14/i3?page=1)

## SHARE THIS ARTICLE

EMAIL (MAILTO:?)

SUBJECT=PHARMACOGNOSY%20JOURNAL%2C%20%3CBR%20%2F%3E%2014%2C%20ISSUE%203%2C%20MAY-JUN%2C%202022&BODY=HTTPS%3A%2F%2FWWW.PHCOGJ.COM%2FV14%2FI3)

(HTTPS://WWW.PHCOGJ.COM/ARTICLE/1812) U=HTTPS://WWW.PHCOGJ.COM/ARTICLE/1812 JUN%2C%202022/06/29/2022%2006/29/2022 HTTPS%3A%2F%2F



# About

Pharmacognosy Journal (Phcog J.) covers different topics in natural product drug discovery, and also publishes manuscripts that describe pharmacognostic investigations, evaluation reports, methods, techniques and applications of all forms of medicinal plant research

**Distinctions:** The most widely read, cited, and known Pharmacognosy journal and website is well browsed with all the articles published. More than 50,000 readers in nearly every country in the world each month

**ISSN :** 0975-3575 ; Frequency : Rapid at a time publication (6 issues/year)

**Indexed and Abstracted in :** SCOPUS, Scimago Journal Ranking, Chemical Abstracts, Excerpta Medica / EMBASE, Google Scholar, CABI Full Text, Index Copernicus, Ulrich's International Periodical Directory, ProQuest, Journalseek & Genamics, PhcogBase, EBSCOHost, Academic Search Complete, Open J-Gate, SciACCESS.

**Rapid publication:** Average time from submission to first decision is 30 days and from acceptance to In Press online publication is 45 days.

**Open Access Journal:** Pharmacognosy Journal is an open access journal, which allows authors to fund their article to be open access from publication.

## Submit your Next Article

- Online submission
- Highly indexed and abstracted
- 10 years of successful publishing
- Wider visibility though open access
- Higher impact with wider visibility
- Prompt review

## **Submit** your next article to Phcog J

and be a part of many successful authors.

**Create**                    **free**                    **account**                    (<http://phcogj.info>)

(<https://www.phcogj.com/submissions/index.php/phcogj/index>)

/

Login



**Pharmacognosy Journal** and its contents are licensed under a Creative Commons Attribution-Non Commercial-No Derivs 4.0 License. Permissions beyond the scope of this license may be available with [editor@phcogj.com](mailto:editor@phcogj.com) (<mailto:editor@phcogj.com>)

[Home \(/\)](#)

[Advertise with us \(/\)](#)

[Privacy Statement \(/\)](#)



## **4. BUKTI KINERJA**

# Phytochemical Evaluation and Antioxidant Activity of Virginia tobacco Leaves (*Nicotiana tabacum* L. var *virginia*) Fractions with DPPH and FTC Methods

Kori Yati<sup>1,4</sup>, Misri Gozan<sup>2</sup>, Mardiasuti<sup>3</sup>, Vivi Anggia<sup>5</sup>, Rini Prastiwi<sup>5</sup>, Mahdi Jufri<sup>1\*</sup>

Kori Yati<sup>1,4</sup>, Misri Gozan<sup>2</sup>, Mardiasuti<sup>3</sup>,  
Vivi Anggia<sup>5</sup>, Rini Prastiwi<sup>5</sup>, Mahdi  
Jufri<sup>1\*</sup>

<sup>1</sup>Laboratory of Pharmaceutica, Formulation Development, Faculty of Pharmacy, Universitas Indonesia, Depok 16424, West Java, INDONESIA.

<sup>2</sup>Departement of Chemical Engineering, Faculty of Engineering, Universitas Indonesia, Depok 16424, West Java, INDONESIA.

<sup>3</sup>Departement of Microbiology, Faculty of Medicine, Universitas Indonesia, Jakarta 10320, Jakarta, INDONESIA.

<sup>4</sup>Departement of Pharmaceutica, Faculty of Pharmacy and Sciences, Universitas Muhammadiyah Prof. DR. HAMKA, Jakarta 13460, Jakarta, INDONESIA.

<sup>5</sup>Department of Pharmacognosy and Phytochemistry, Faculty of Pharmacy and Sciences, Universitas Muhammadiyah Prof. DR. HAMKA, Jakarta 13460, Jakarta, INDONESIA.

## Correspondence

### Mahdi Jufri

Laboratory of Pharmaceutica, Formulation Development, Faculty of Pharmacy, Universitas Indonesia, Depok 16424, West Java, INDONESIA

E-mail: mahdi.jufri@farmasi.ui.ac.id

## History

- Submission Date: 06-04-2022;
- Review completed: 19-04-2022;
- Accepted Date: 23-04-2022.

DOI : 10.5530/pj.2022.14.69

## Article Available online

<http://www.phcogj.com/v14/i3>

## Copyright

© 2022 Phcogj.Com. This is an open-access article distributed under the terms of the Creative Commons Attribution 4.0 International license.



## ABSTRACT

**Introduction:** Virginia tobacco (*Nicotiana tabacum* var. *virginia*) is one of the most extensive varieties of tobacco plants. *Nicotiana tabacum* var. *virginia* leaves known to contain alkaloids, saponins, tannins, phenol, flavonoids, triterpenoids and glycosides. In addition to cigarette raw materials, tobacco is also able to be efficacious as an antibacterial, antifungal and bioinsecticide. **Objective:** The aim of this study to determine the total phenol and total flavonoids and also antioxidant activity of Virginia tobacco leaves fractions. The fraction with the largest compound content was evaluated further for its antioxidant activity. **Methods:** Virginia tobacco leaves was fractioned into dichloromethane (DCM), ethyl acetate, butanol and water fractions. Phenol levels were determined with Follin-Ciocalteu reagent using the UV-Vis spectrophotometer method measured at 743.50 nm and gallic acid as a reference compound. Total flavonoid levels were determined with AlCl<sub>3</sub> reagent using the UV-Vis spectrophotometer method measured at 434.50 nm and quercetin as a reference compound. Antioxidant activity was evaluated with DPPH and Ferric Thiocyanate (FTC) method and the standard used was quercetin. **Results:** Total phenol levels in Virginia tobacco leaves of DCM, ethyl acetate, butanol and water fractions respectively were 191.2386 mgGAE/g, 201.2913 mgGAE/g, 180.5714 mgGAE/g, 212.8692 mgGAE/g. Total Flavonoid levels respectively were 6.0927 mgQE/g, 6.9659 mgQE/g, 5.1112 mgQE/g, 8.3346 mgQE/g. Antioxidant of water fraction was evaluated further using DPPH and FTC method with IC50 respectively were 75.9148µg/ml and 67.8972 µg/ml. **Conclusion:** Overview of total phenol and flavonoid levels fractions and antioxidant can be used as an additional initial reference for Virginia tobacco leaves development as source of medicinal substances.

**Key words:** Antioxidant, DPPH, Phenol, Flavonoid, FTC, Virginia tobacco.

## INTRODUCTION

Indonesia is one of the countries in Asia with abundant of biodiversity. It has the largest tropical rainforest in the world with high humidity that allows the growth of various types of plants. The plant has been used for various purposes, especially for traditional remedies. The utilization of traditional remedies in Indonesia is part of the national culture and has been widely used for centuries ago. However, the effectiveness and safety have not been supported by adequate research.<sup>1</sup>

In improving the quality, safety and usefulness of traditional medicines, it is necessary to standardize raw materials in the production of traditional medicines including the standardization of plant extracts and fractions. The extraction quality standardization parameters consist of non-specific parameters (drying losses and specific gravity, the total ash content, moisture content, residual solvent and also pesticide, heavy metal contamination and the microbial contamination) and specific parameters (identity, organoleptic, dissolved compounds in certain solvents, phytochemical screening, total class of chemical content, specific chemical content.<sup>2</sup>

Virginia tobacco (*Nicotiana tabacum* var. *virginia*) is one of the world's widest varieties of tobacco plants. This variant is planted around 1.8-2.0

million hectares. Recently, 1.5-2 million hectares of tobacco growing areas worldwide. Many researches has reported that *Nicotiana tabacum* var. *virginia* contains more than 4000 chemical compounds.<sup>3</sup> Previous research reported that Virginia tobacco leaves contained triterpenoids, alkaloids, glycosides, saponins, flavonoids, tannins and phenols. In addition as raw materials for cigarettes, tobacco is also efficacious as an antibacterial,<sup>4</sup> antifungal and bioinsecticide.<sup>5</sup> Andjani *et al.* (2019). proved that, *Nicotiana tabacum* L. bio-oil at dosage 5000 mg/kg body weight was not toxic against female winstar rats. There is no mortality and also no significant change in behavior and the body weight.<sup>6</sup>

The chemical compound of *Nicotiana tabacum* are phenol and flavonoids, which are responsible for their health benefits.<sup>7</sup> According to multiple reports in the literature, phenolic and its derivate exhibit free radical inhibition, peroxide decomposition, metal inactivation or oxygen scavenging in biological systems and prevent oxidative disease burden.<sup>8</sup> Considering the important role and function of phenolic and flavonoid compounds, it is necessary to conduct research on analysis of phenolic and flavonoid levels of Virginia tobacco leaves (*Nicotiana tabacum* var. *virginia*) and assesses the antioxidant using two different methods with a different mechanisms. So that the data in the chemical content of the group will be preliminary information about the characteristics of the extract associated with pharmacological effects.

**Cite this article:** Yati K, Gozan M, Mardiasuti, Anggia V, Prastiwi R, Jufri M. Phytochemical Evaluation and Antioxidant Activity of Virginia tobacco Leaves (*Nicotiana tabacum* L. var *virginia*) Fractions with DPPH and FTC Methods. *Pharmacogn J.* 2022;14(3): 544-548.



## MATERIAL AND METHODS

### Plant extract

Ethanol extract of Virginia tobacco leaves was obtained from the Agency for the Assessment and Application of Technology (BPPT), Indonesia extracted with reflux method.<sup>3</sup>

### Chemicals and standards

Quercetin, gallic acid, Folin Ciocalteu and  $\text{AlCl}_3$  were purchased from Merck and other chemical reagent for analytical analysis.

### Physicochemical parameter evaluation of extract

Physicochemical parameters i.e. moisture content, total ash, water soluble ash content, acid insoluble ash content were evaluated according to the official methods described in Indonesian Pharmacopeia.<sup>2</sup>

### Moisture content

Determination of drying loss according to Indonesian Pharmacopeia.<sup>2</sup>

### Total Ash

The extract was put into the crucible silicate that has been equalized and tamed, incinerate slowly until the charcoal runs out, cool and weigh. If the charcoal cannot be removed, add hot water, stir, filter through ash-free filter paper. Filter paper along with the rest of the filtering in the same crucible is incinerated to a fixed weight. Total ash content is calculated against the weight of the test material, expressed in% w/w.

$$\text{Total ash value} = \frac{W_2 - W_0}{W_1 - W_0} \times 100$$

$W_0$  = empty crucible weight

$W_1$  = weight of crucible and extract before flattened

$W_2$  = weight of crucible and dried extracts

Water-soluble ash content

Ash obtained from the determination of ash content, boil with 25 ml of water for 5 minutes. Collect insoluble parts then filter with ash-free filter paper, wash with hot water, and incinerate for 15 minutes at a temperature of no more than 450 °C, until the weight remains then weigh.

$$\text{Water soluble ash value} = \frac{\text{total weight} - \text{Empty crucible weight}}{\text{Extract weight}} \times 100$$

### Acid insoluble ash content

Ash obtained from the determination of ash content, boiled with 25 ml dilute hydrochloric acid for 5 minutes, collect acid-insoluble parts, filtered through ash-free filter paper, then wash with hot water, incinerate to a fixed weight. Acid insoluble ash content was calculated against the weight of the test material, expressed in% w/w.

$$\text{Acid insoluble ash value} = \frac{\text{total weight} - \text{Empty crucible weight}}{\text{Extract weight}} \times 100$$

### Determination of phenolic level

The analysis was carried out according to the procedure performed by Lim & Murtijaya (2007) with a few modifications and gallic acid was used as a reference compound. 50.0 mg gallic acid was dissolved in 0.5 ml ethanol, then diluted with distilled water to a volume of 100.0 ml. 300  $\mu\text{L}$  of gallic acid solution added 1.5 ml of the Folin-Ciocalteu reagent (1:10), then shaken and allowed to stand for 3 minutes. 1.2 ml of 7.5%  $\text{Na}_2\text{CO}_3$  solution was added and shaken until homogeneous, and allowed to stand at room temperature in the operating time range. The absorbance of gallic acid was read at maximum wavelength. The

series concentration of gallic acid was made and recorded at maximum wavelength. The standard calibration curve was determined from the linear regression equation between series concentrations of gallic acid ( $x$ ) and the absorbance of the gallic acid reaction with the Folin-Ciocalteu reagent ( $y$ ). 10.0 mg of Virginia tobacco leaves fractions were dissolved to 10.0 ml with a mixture of methanol: distilled water (1: 1). 300  $\mu\text{L}$  sample solution was allowed the procedure previously described, read at maximum wavelength and the procedure was carried out triplicate. Phenol levels of the samples obtained were expressed as equivalence to gallic acid (GAE).<sup>9</sup>

### Determination of flavonoid level

The analysis was carried out according to the procedure performed by Chang *et al.* (2002) with a few modifications used  $\text{AlCl}_3$  and quercetin was used as a reference compound. The standard solution was made at a concentration of 5  $\mu\text{g}$  / ml, then added 3 ml of p.a ethanol, 0.2 ml of 10%  $\text{AlCl}_3$ , 0.2 ml of 1M sodium acetate, and aquadest to a volume of 10 ml. Absorbance was read at maximum wavelength. 100 mg Virginia tobacco leaves fractions were dissolved in a volumetric flask with 10 ml ethanol. 1 ml solution added with 3 ml ethanol, then added with 0.2 ml  $\text{AlCl}_3$  10% and 0.2 ml natrium asetat 1M reagent. The solution was added with distilled water up to 10 ml. The mixture was incubated at room temperature according to the operating time range. Absorbances were measured at the maximum wavelength and analysis was carried out in triplicate. Flavonoid content was obtained as equivalent to quercetin. The equation of the standard calibration curve was obtained from linear regression between the concentration of quercetin ( $x$ ) and absorbance ( $y$ ). Flavonoid levels of the samples obtained were expressed as equivalence to quercetin (QE).<sup>10</sup>

### Determination antioxidant activity

The fraction with a high level of phenolic and flavonoid content was analyzed further for its antioxidant activity with DPPH and FTC methods.

### 1,1-Diphenyl-2-Picrylhidrazil (DPPH) method

Virginia tobacco leaves fraction antioxidant capacity was determined according to a method performed by Molyneux (2004). 10 mg DPPH dissolved in 10 ml methanol. 2.0 ml of the standard solution was pipetted then dissolved in a 100 ml volumetric flask. 0.2 ml of methanol mixed with 3.8 ml of DPPH then the maximum wavelength of DPPH solution was determined in a range of 400–800 nm. 10 mg of tobacco leaves fraction dissolved in 100 ml volumetric flask with methanol then prepared with various concentrations of 20 ppm, 40 ppm, 60 ppm, 80 ppm and 100 ppm. The absorbance of the sample was measured at  $\lambda_{\text{max}}$  for 30 minutes. The data obtained were processed to get the percentage inhibition value. Tests were carried out in triplicate.<sup>11</sup>

### Ferric Thiocyanate (FTC) method

The capacity of Virginia tobacco leaves fraction to inhibit the peroxides formation from linoleic acid was determined with the FTC methods described by Zahin *et al.* (2009). 1 ml of 50 mM linoleic acid in 100% ethanol was added with 1 ml of phosphate buffer pH 7 0.1 M, then incubated for 24 hours at 40 °C in a dark room. The incubated solution was taken as much as 100  $\mu\text{L}$  then added with 2.35 ml of 75% ethanol and 50  $\mu\text{L}$  of ammonium thiocyanate 30%. Then add 50  $\mu\text{L}$   $\text{FeCl}_3$  0.02 M in 3.5% HCl. The maximum wavelength was determined the range of 380–780 nm. The fraction was prepared with various concentrations (20, 40, 60, 80 and 100 ppm). The mixture was incubated according to the operating time range that has been determined before in a dark room temperature. Absorbances were measured at the maximum wavelength.<sup>12</sup>

## RESULTS

### Extraction and fractionation

Ethanol extract of Virginia tobacco leaves were obtained from the Agency for the Assessment and Application of Technology (BPPT) then fractionated with DCM, ethyl acetate, butanol and water solvents. All fractions then evaporated *in vacuo*. DCM, ethyl acetate, butanol and water fraction were analyzed further to determine phenolic, and flavonoid content.

### Physicochemical evaluation

The nonspecific parameters of the extract were determined including water content, total ash content, water-soluble ash content and acid insoluble ash content in the extract. Results are shown in Table 1.

### Determination of phenolic content

Quantitative analysis of Phenolic levels was determined by the UV-Vis spectrophotometry method whose absorbance was measured at 743.50 nm. The phenolic level of Virginia tobacco leaves fractions is shown in table 2.

### Determination of flavonoid content

Quantitative analysis of flavonoid levels was performed using UV-Vis spectrophotometry method. The maximum wavelength is obtained at 443.50 nm. The flavonoid level of Virginia tobacco leaves fractions is shown in table 3.

### Determination of antioxidant activity

#### DPPH method

Based on the analysis of phenolic and flavonoid content, the water fraction gave the highest value than the other fraction on both compounds analyzed. Therefore, the ability of water fractions to counteract free radicals was further evaluated by DPPH method. In this study, the maximum wavelength was obtained at 515 nm. The antioxidant activity of water fraction compared to the standard is shown in Table 4. Based on the research, antioxidant activity was increased according to water fraction concentration with the  $IC_{50}$  of 75.9148  $\mu\text{g/ml}$  compared to quercetin was 6.7918  $\mu\text{g/ml}$ . In this study,

**Table 1: Physicochemical Evaluation of ethanol extract of Virginia tobacco.**

Parameters	Result (%w/w)
Water content	16.43%
Total ash content	7.10 %
Acid insoluble ash content	0.36 %
Water-soluble ash content	3.47 %

**Table 2: Phenolic content analysis from ethanol extract of Virginia tobacco.**

Fractions	Absorbance	Phenolic Content (mgGAE/g)	Average (mgGAE/g)
DCM	0.661	194.3708	191.2386
	0.656	188.9604	
	0.666	190.3846	
Ethyl acetate	0.695	201.7234	201.2913
	0.697	200.4320	
	0.689	201.7185	
Buthanol	0.626	180.8988	180.5714
	0.632	184.6921	
	0.622	176.1234	
Water	0.729	210.0786	212.8692
	0.734	216.5896	
	0.724	211.2141	

**Table 3: Flavonoid content analysis from ethanol extract of Virginia tobacco.**

Fractions	Absorbance	Flavonoid content (mgQE/g)	Average (mgQE/g)
DCM	0.490	6.0897	6.0927 $\pm$ 0,089
	0.485	6.0043	
	0.487	6.1841	
Ethyl acetat	0.552	6.9187	6.9659 $\pm$ 0,060
	0.554	6.9456	
	0.560	7.0335	
Buthanol	0.412	5.0281	5.1112 $\pm$ 0,086
	0.417	5.1056	
	0.424	5.1999	
Water	0.653	8.2707	8.3346 $\pm$ 0,088
	0.655	8.2976	
	0.664	8.4355	

**Table 4: Antioxidant activity of water fraction with DPPH method.**

Sample	Concentration (ppm)	Absorbance	%Inhibition	$IC_{50}$ ( $\mu\text{g/mL}$ )
Quercetin	2	0.5248	22.6643%	6.7918 $\mu\text{mL}$
	4	0.4483	33.9357%	
	6	0.3658	46.0949%	
	8	0.2946	56.4397%	
	10	0.2149	68.3318%	
Water fraction	20	0.5046	26.5822%	75.9148 $\mu\text{mL}$
	40	0.4304	37.3781%	
	60	0.3707	46.0643%	
	80	0.3304	51.9278%	
	100	0.2915	67.5876%	

**Table 5: Antioxidant activity of water fraction with FTC method.**

Sample	Concentration (ppm)	Absorbance	%Inhibition	$IC_{50}$ ( $\mu\text{mL}$ )
Quercetin	2	0.4331	35.5697%	6.0528 $\mu\text{g/mL}$
	4	0.3833	42.9782%	
	6	0.3296	50.9669%	
	8	0.2866	57.3638%	
	10	0.2539	62.2285%	
Water fraction	20	0.4614	31.3597%	67.8972 $\mu\text{g/mL}$
	40	0.3925	41.6096%	
	60	0.3373	49.8215%	
	80	0.3060	54.4779%	
	100	0.2743	59.1936%	

the results of quercetin gave a value that was close to the research of Rini *et al.* of 5.631  $\mu\text{g/ml}$ .

#### FTC method

Furthermore, the capacity of water fraction in reducing the formation of peroxide in fat peroxidation was measured and the Ferric thiocyanate complex formed was read at 484 nm. The antioxidant activity of water fraction compared to the standard shown in Table 5. This study showed that water fraction Virginia tobacco leaves can prevent the formation of fat peroxidation from linoleic acid with  $IC_{50}$  was 67.8972  $\mu\text{g/ml}$  compared to standard was 6.0528  $\mu\text{g/ml}$ .

## DISCUSSION

Virginia tobacco (*Nicotiana tabacum* var. *virginia*) is one of a variety of tobacco that is mostly used as the main raw material for cigarettes

proven to be efficacious for many important pharmacological activities. The development of this variety for other purposes besides cigarettes is expected to increase its economic value. The present study, ethanol extract of Virginia tobacco leaves was obtained from the Agency for the Assessment and Application of Technology (BPPT), Indonesia which is extracted with the reflux method. The use of the extraction method is the main point that must be considered. The use of the reflux method provides several benefits to the compound extraction process. Hidayat *et al.* (2019) proved that the antioxidant activity possessed by black Sumatran incense resin which is extracted using the reflux method is greater than *Jatropha curcas* L. and smaller than *Sargassum serratifolium* extract.<sup>13</sup>

Determination of physicochemical parameters of the extract is useful to determine the quality of extract as one of raw materials of traditional medicine. Water content is essential to provide a minimum limit or range of the amount of water content in the extract. Based on the result, the water content of the ethanol extract of Virginia tobacco meets the requirements of Indonesian Pharmacopeia. Determination of total ash content gives an overview of extract mineral content, starting from the initial process to extract so that the total ash content parameters are related to the purity and contamination of an extract. The results showed that the level of minerals in an extract is still low.<sup>2</sup>

The chemical compound was one of the important parameters that related to the activity. In previous research ethanol extract of Virginia tobacco showed a positive result to the alkaloid, phenolic, flavonoid and saponin.<sup>4</sup> Phenolic and its derivatives are compounds that have been widely studied for various pharmacological activities that are important and beneficial. Many studies have reported the advantages of phenolic compounds, such as anti-aging, anti-inflammatory, antioxidant and anti-proliferative agents.<sup>14</sup> Phenolic compounds have received increasing interest in human health due to their beneficial effects against several diseases like cancers attributed in particular to their antioxidant activity.<sup>15</sup> *Nicotiana tabacum* L. var. Virginia leaf extract obtained from Ethanolic Heat Reflux Extraction (EHRE) had shown insecticidal activity against *Gryllus bimaculatus imago* and *Galleria mellonella* larvae. The values of LC<sub>50</sub> were 38.5 mg/ml for *Gryllus bimaculatus* and 36.6 mg/ml for *Galleria mellonella*.<sup>16</sup>

Flavonoids are the largest group of phenolic compounds containing two aromatic rings linked by three atoms of carbon bridge (C<sub>6</sub>-C<sub>3</sub>-C<sub>6</sub>). They include mainly flavones, isoflavones, flavonols, flavans, flavanones and anthocyanidins.<sup>17</sup> This compound is one of the polyphenol compounds which has the various property that is important for human health in inhibiting alpha-amylase enzyme which is a key enzyme that is responsible to digest carbohydrates in the digestive tract.<sup>14</sup> Besides that, the flavonoid is phenolic compound compounds that are highlighted for their antioxidant activity and the most widely distributed phenolic compounds in plant foods and also the most studied ones.<sup>18</sup>

Analysis of phenolic and flavonoid levels in the present study showed that ethanol extract of Virginia tobacco contained 153.7414 ± 0.281 mg GAE/g of phenolic compound and 3.5337 ± 0.1029 mg QE/g of flavonoid compound. It was an initial report that can be useful in the development of Virginia tobacco as a source of phenolic compound. Virginia tobacco (*Nicotiana tabacum* var Virginia) with high production capacity in various regions are more widely used to produce the white cigarette with high production capacity in various regions which may harm health. But this research indicated that Virginia tobacco still has pharmacological activities that are beneficial to our health. Interestingly, this plant can inhibit the oxidation process which can be caused by oxidants that can come from cigarette smoke.

## CONCLUSION

Tobacco leaf is a plant that is widely found in Indonesia and is used as a commodity for export to various countries due to Indonesia has tobacco

leaves which was one of the best qualities in the world. Virginia tobacco is one of the primary commodities in the production of cigarettes that provides a large income for the government but unfortunately, it harms human health. Determining the levels of phenols and flavonoids can be an opportunity in the search for sources of natural antioxidants. Besides that, analysis of phenol and flavonoid content from plant extracts can expand the utilization of Virginia tobacco plants for other uses as a source of traditional medicinal plants.

## CONFLICTS OF INTEREST

All authors declare that they have no conflicts of interest.

## ACKNOWLEDGEMENT

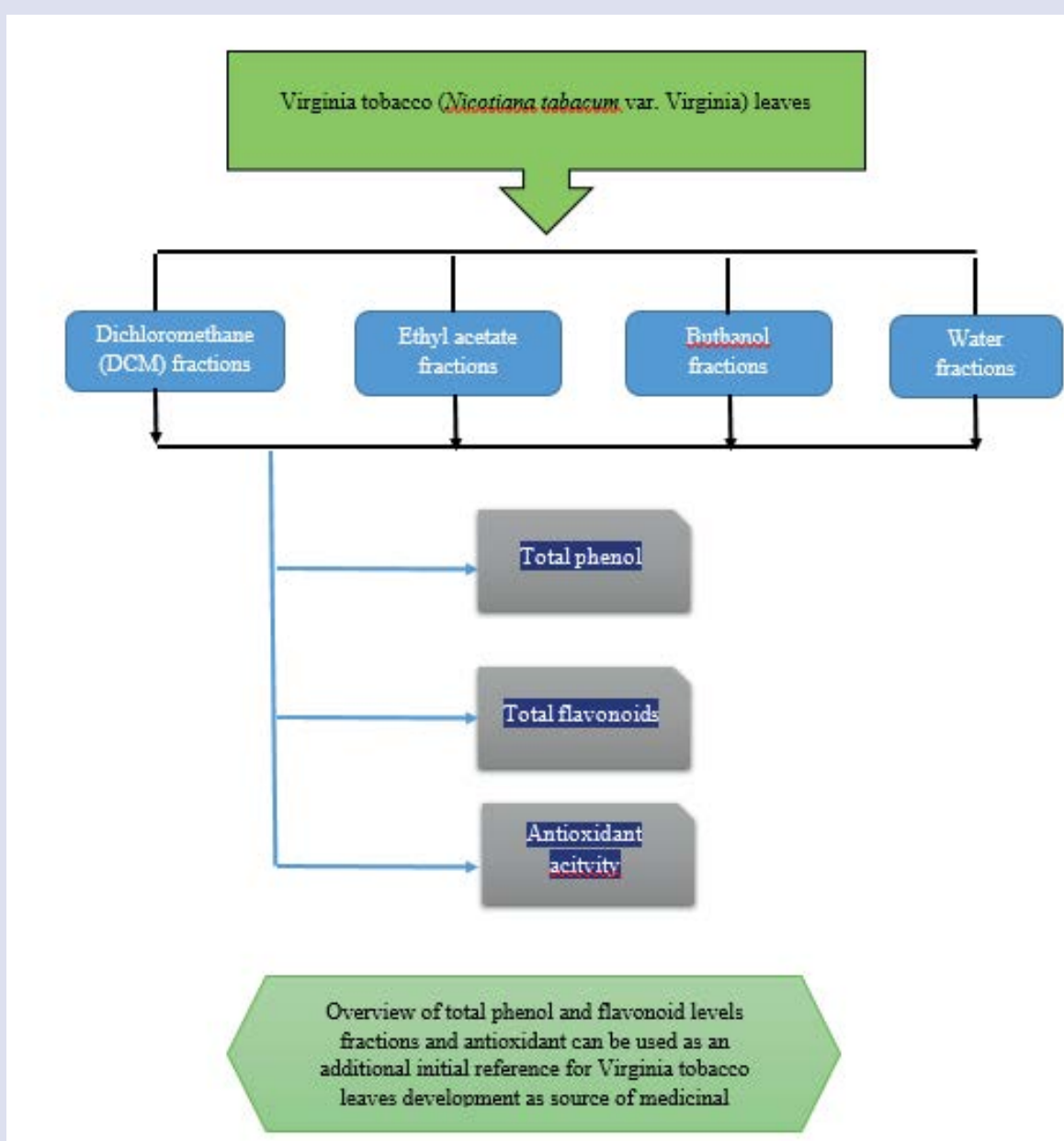
The researcher thanked Dirjen Penguatan Riset dan Pengembangan Kemenristek Dikti through *Penelitian Dasar Unggulan Perguruan Tinggi* (PDUPT) 2020 (contract Nr. 25/E1/KPT/2020) that has funded this research.

## REFERENCES

1. Kementerian Kesehatan Republik Indonesia. Kebijakan obat tradisional nasional. Keputusan Menteri Kesehatan Republik Indonesia Nomor: 381/Menkes/SK/III/2007 Tanggal 27 Maret 2007. Jakarta: Departemen Kesehatan Republik Indonesia. 2007.
2. Kementerian Kesehatan RI. 2000. Parameter Standar Umum Ekstrak Tumbuhan Obat. Direktorat Jenderal Pengawasan Obat dan Makanan. Jakarta.
3. Fauzantoro A, Muharam Y, Gozan M. Improvement of Nicotine Yield by Ethanolic Heat Reflux Extraction of *Nicotiana tabacum* Var .Virginia Origin of Ponorogo. International Journal of Applied Engineering Research. 2017;12(23):13891-13897.
4. Yati K, Mahdi J, Misri G, Lusi PD. The Effect of Hidroxy Propyl Methyl Cellulose (HPMC) Concentration Variation on Physical Stability of Tobacco (*Nicotiana tabacum* L.) Extract Gel and Its Activity Against Streptococcus mutans. Pharmaceutical Sciences and Research (PSR). 2018;5(3):133-141.
5. Pramono A, Fauzantoro A, Hidayati IR, Hygea A, Puspita OS, Muktamiroh H, *et al.* In Vitro Assay of Ethanolic Heat Reflux Extract of *Nicotiana tabacum* L. Var. Virginia Against Nosocomial Bacteria Pathogen. Journal of Physics: Conference Series. 2018;970(1).
6. Andjani HN, Sentosa Y, Yati K, Fauzantoro A, Gozana M, Yoo YJ. Acute Oral Toxicity Test of *Nicotiana tabacum* L. Bio-Oil Against Female Wistar Rats IOP Conf. Ser. Earth Environ Sci. 2019;353:012047.
7. Bocco A, Cuvelier ME, Richard H, Berset C. Antioxidant activity and phenolic composition of citrus peel and seed extracts. J Agric Food Chem. 1998;46:2123-2129.
8. Babbar N, Oberoi HS, Sandhu SK. Therapeutic and Nutraceutical Potential of Bioactive Compounds Extracted from Fruit Residues. Crit Rev Food Sci Nutr. 2015;55(3):319-337.
9. Lim YY, Murtijaya J. Antioxidant properties of *Phyllanthus amarus* extracts as affected by different drying methods. Swiss Society of Food Science and Technology. LWT. 2007;40:1664-1669.
10. Chang CC, Yang MH, Wen HM, Chern JC. Estimation of Total Flavonoid Content in Propolis by Two Complementary Colorimetric Methods. Journal of Food and Drug Analysis. 2002;10(3):178-182.
11. Molyneux P. The use of the stable free radical diphenylpicrylhydrazyl (DPPH) for estimating antioxidant activity. Songklanakarin J Sci Technol. 2004;26(2):211-219.
12. Zahin, Maryam, Aqil F, Ahmad I. The *in Vitro* Antioxidant Activity and Total Phenolic Content of Four Indian Medicinal Plants. International Journal of Pharmacy and Pharmaceutical Sciences. 2009;88-95.

13. Hidayat N, Yati K, Krisanti EA, Gozan M. Extraction and Antioxidant Activity Test of Black Sumatran Incense. The 4th Biomedical Engineering's Recent Progress in Biomaterials, Drugs Development, Health, and Medical Devices AIP Conf Proc. 2019;2193:030017-1-030017-6.
14. Lin D, Xiao M, Zhao J, Li Z, Xing B, Li X, *et al.* An Overview of Plant Phenolic Compounds and their Importance in Human Nutrition and Management of Type 2 Diabetes. *Molecules*. 2016;21(1374):1-19.
15. Basli A, Belkacem N, Amrani I. Health Benefits of Phenolic Compound Against Cancer. *Intech*. 2017;10.
16. Andjani HN, Sentosa Y, Yati K, Jufri M, Fauzantoro A, Gozan M. Determination of LC50 Value of *Nicotiana tabacum* L. Extract against *Gryllus bimaculatus* Imago and *Galleria mellonella* Larvae. The 4th Biomedical Engineering's Recent Progress in Biomaterials, Drugs Development, Health, and Medical Devices AIP Conf Proc. 2019;2193:1-7.
17. Giada MDLR. Food Phenolic Compounds: Main classes, source and Their Antioxidant Power. *Intech*. 2013;4.
18. Bravo L. Polyphenols: chemistry, dietary sources, metabolism and nutritional significance. *Nutrition Reviews*. 1998;56(11):317-333.
19. Prastiwi R, Elya B, Hanafi M, Sauriasari R, Desmiaty Y, Dewanti E, *et al.* The chemical constituents of *Sterculia comosa* (wall) Roxb woods for arginase inhibitory, antioxidant activity and molecular docking against SARS CoV-2 protein. 2022;8(2):1-19.

## GRAPHICAL ABSTRACT



**Cite this article:** Yati K, Gozan M, Mardiasuti, Anggia V, Prastiwi R, Jufri M. Phytochemical Evaluation and Antioxidant Activity of Virginia tobacco Leaves (*Nicotiana tabacum* L. var virginia) Fractions with DPPH and FTC Methods. *Pharmacogn J*. 2022;14(3): 544-548.

## **5. HALAMAN SCIMAGO**



SJR

Scimago Journal & Country Rank

Enter Journal Title, ISSN or Publisher Name



Home

Journal Rankings

Country Rankings

Viz Tools

Help

About Us

# Nursing Research Manuscript

Hindawi

## Pharmacognosy Journal

### COUNTRY

India

Universities and research institutions in India

Media Ranking in India

### SUBJECT AREA AND CATEGORY

Pharmacology, Toxicology and  
Pharmaceutics  
└ Drug Discovery  
└ Pharmacology

### PUBLISHER

EManuscript  
Technologies

### H-INDEX

25



## Complexity OA & Peer Reviewed

Peer Reviewed,  
Online & OA.  
Learn More On  
How To Publish  
Your Next Paper  
With Hindawi

Hindawi

**PUBLICATION TYPE**

Journals

**ISSN**

09753575

**COVERAGE**

2009-2021

**INFORMATION**

[Homepage](#)

[How to publish in this journal](#)

[editor@phcogj.com](mailto:editor@phcogj.com)

**4 Tracks.Global  
Subsea Leaders**

**SCOPE**

Pharmacognosy Journal (Phcog J.) covers different topics in natural product drug discovery, and also publishes manuscripts that describe pharmacognostic investigations, evaluation reports, methods, techniques and applications of all forms of

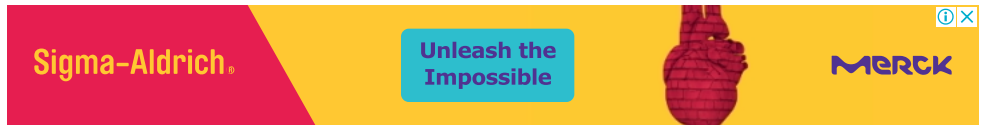
Join the conversation about this journal

# Park Systems

Park Systems

Quartiles

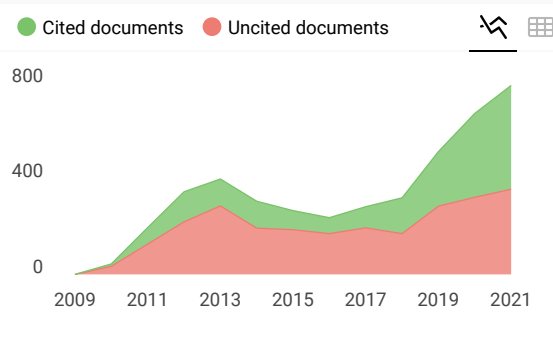
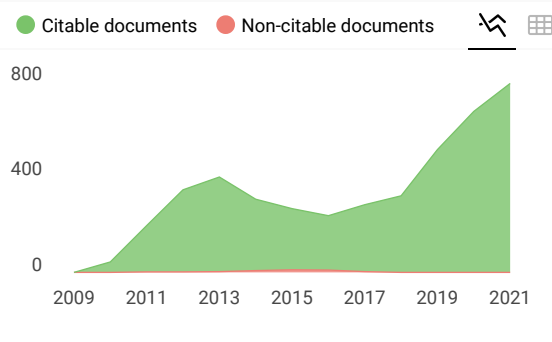
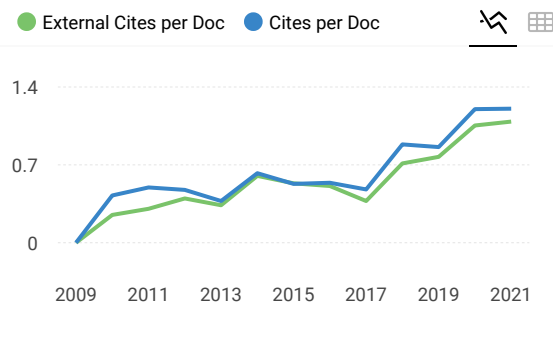
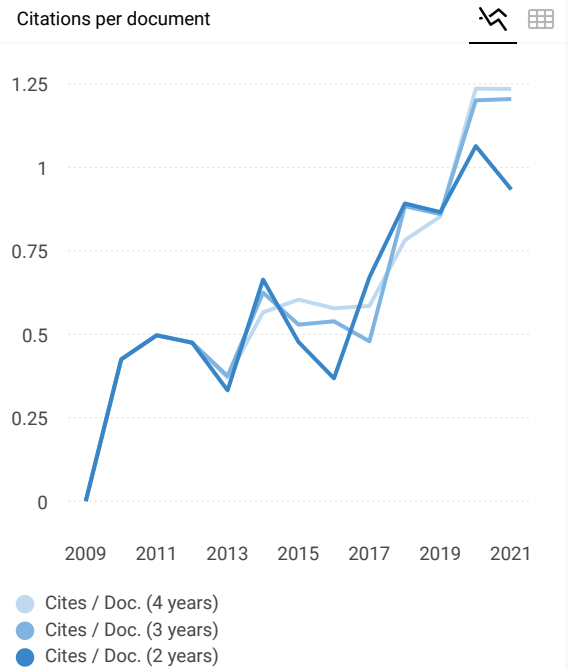
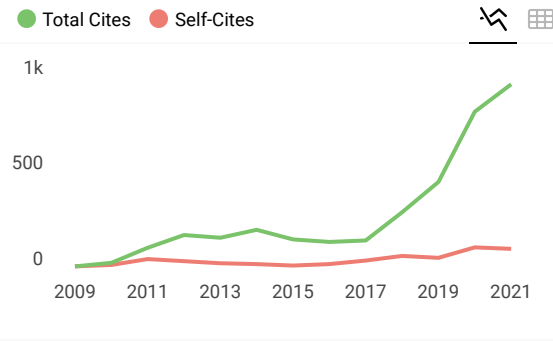

FIND SIMILAR JOURNALS ?



Rank	Journal Name	Country	Similarity
1	Oriental Pharmacy and Experimental Medicine	USA	82%
2	Pharmacognosy Research	IND	81%
3	Indian Journal of Natural Products and Resources	IND	77%
4	Journal of Herbs Medicinal Plants	USA	76%

Chart area with two series: SJR (red dot) and Total Documents (green dot). Includes sorting and grid view icons.





**Pharmacognosy Journal** ← Show this widget in your own website

Pharmacology

Q3 best quartile

SJR 2021 0.26

powered by scimagojr.com

Just copy the code below and paste within your html code:

```
<a href="https://www.scima
```

**SCImago Graphica**

Explore, visually communicate and make sense of data with our **new data visualization tool**.

Metrics based on Scopus® data as of April 2022

E

**edi utomo** 3 months ago

I want to get information about drug poison crimes, is there a journal about this?

← reply



**Melanie Ortiz** 3 months ago

SCImago Team

Dear Edi,

Thank you for contacting us.

We suggest you use the Journal Rankings' Search Tool shown on our website, as the journals can be filtered by Subject Area/ Category:

<https://www.scimagojr.com/journalrank.php>

Best Regards, SCImago Team

K

**Kori Yati** 10 months ago

I want to submit an article, can I send a link?

← reply



**Melanie Ortiz** 10 months ago

SCImago Team

Dear Kori, thank you very much for your comment, we suggest you look for the author's instructions/submission guidelines in the journal's website. Best Regards, SCImago Team

N

**Najib** 2 years ago

Is this journal still indexed by scopus or have been discontinued?

← reply



SCImago Team

All the metadata have been provided by Scopus /Elsevier in their last update sent to SCImago, including the Coverage's period data. The SJR for 2020 has been released on 17 May 2021. We suggest you consult the Scopus database directly to see the current index status as SJR is a static image of Scopus, which is changing every day.  
Best Regards, SCImago Team

P

**Prerna Sharma** 2 years ago

Dear sir/Mam,  
I just want to know that is these journals are the SCI E and Whats the publication charges of research article.  
kindly suggest  
Regards

 reply

A

**Ali** 2 years ago

What about the pharmacognosy journal? Is it indexed journal

**Melanie Ortiz** 2 years ago

SCImago Team

Dear Prerna,  
Thank you for contacting us.  
SJR is a portal with scientometric indicators of journals indexed in Elsevier/Scopus. Unfortunately, we cannot help you with your request referring to the index status. We suggest you consult Scopus database (see the current status of the journal) or the mentioned database. For further information about this journal, please visit the journal's website or contact directly with the editorial staff.  
Best Regards, SCImago Team

T

**Tushar** 3 years ago

Dear sir/Mam,  
I just want to know that is these journals in the UGC care list because I didn't get the updated list of UGC.  
kindly do needful

 reply**Melanie Ortiz** 3 years ago

SCImago Team

indexed in Elsevier/Scopus. Unfortunately, we cannot help you with your request referring the index status. We suggest you to consult Scopus database (see the current status of the journal) or other databases (like WoS) for further information. You can also check that information in the journal's website or contact directly with the editorial staff. Best Regards, SCImago Team



**aditi** 4 years ago

Respected Sir,

I wish to know if while writing manuscript got Pharmacognosy journal, Can the results and discussion be combined?

← reply



**Elena Corera** 4 years ago

SCImago Team

Dear Aditi,

thank you very much for your comment, unfortunately we cannot help you with your request. We suggest you check author's instructions in journal website. You can find that information in SJR website <https://www.scimagojr.com>

Best Regards,  
SCImago Team

**Leave a comment**

Name

Email

(will not be published)

I'm not a robot reCAPTCHA  
Privacy - Terms

The users of Scimago Journal & Country Rank have the possibility to dialogue through comments linked to a specific journal. The purpose is to have a forum in which general doubts about the processes of publication in the journal, experiences and other issues derived from the publication of papers are resolved. For topics on particular articles, maintain the dialogue through the usual channels with your editor.

Developed by:



Powered by:



Follow us on @ScimagoJR

Scimago Lab, Copyright 2007-2022. Data Source: Scopus®

EST MODUS IN REBUS

Horatio (Satire 1,1,106)

[Edit Cookie Consent](#)



## **6. HALAMAN SCOPUS**



# Source details

## Pharmacognosy Journal

Scopus coverage years: from 2009 to 2022

Publisher: Pharmacognosy Network Worldwide

ISSN: 0975-3575

Subject area: Pharmacology, Toxicology and Pharmaceutics: Pharmacology

Pharmacology, Toxicology and Pharmaceutics: Drug Discovery

Source type: Journal

CiteScore 2021

1.9



SJR 2021

0.258



SNIP 2021

0.718



[View all documents >](#)

[Set document alert](#)

[Save to source list](#)

[CiteScore](#) [CiteScore rank & trend](#) [Scopus content coverage](#)

### i Improved CiteScore methodology



CiteScore 2021 counts the citations received in 2018-2021 to articles, reviews, conference papers, book chapters and data papers published in 2018-2021, and divides this by the number of publications published in 2018-2021. [Learn more >](#)

CiteScore 2021

$$1.9 = \frac{1,760 \text{ Citations 2018 - 2021}}{946 \text{ Documents 2018 - 2021}}$$

Calculated on 05 May, 2022

CiteScoreTracker 2022

$$1.9 = \frac{1,653 \text{ Citations to date}}{867 \text{ Documents to date}}$$

Last updated on 05 March, 2023 • Updated monthly

## CiteScore rank 2021

Category	Rank	Percentile
Pharmacology, Toxicology and Pharmaceutics	#219/303	27th
Pharmacology		
Pharmacology, Toxicology and Pharmaceutics	#116/154	25th
Drug Discovery		

[View CiteScore methodology >](#) [CiteScore FAQ >](#) [Add CiteScore to your site](#)

---

## About Scopus

[What is Scopus](#)

[Content coverage](#)

[Scopus blog](#)

[Scopus API](#)

[Privacy matters](#)

## Language

[日本語版を表示する](#)

[查看简体中文版本](#)

[查看繁體中文版本](#)

[Просмотр версии на русском языке](#)

## Customer Service

[Help](#)

[Tutorials](#)

[Contact us](#)

---

## ELSEVIER

[Terms and conditions](#) ↗ [Privacy policy](#) ↗

Copyright © Elsevier B.V. ↗. All rights reserved. Scopus® is a registered trademark of Elsevier B.V.

We use cookies to help provide and enhance our service and tailor content. By continuing, you agree to the use of cookies ↗.

