

1. Halaman Sampul
2. Panitia Pelaksana
3. Panitia Pengarah
4. Daftar Isi
5. Bukti Kinerja
6. Halaman scimago
7. Halaman Scopus

# 1. HALAMAN SAMPUL

Matter and Radiation  
at Extremes

## MRE Young Scientist Award

Recognizing young scholars in their important,  
original and innovative achievements

Apply Now




**AIP Publishing** Conference Proceedings

HOME

BROWSE

MORE ▾



## Organizing a conference?

Enjoy fast, cost-effective publication of your meeting's key research.

**AIP Conference Proceedings**

REQUEST A QUOTE

LIKE AND FOLLOW US



*AIP Conference Proceedings* has been a trusted publishing partner for more than 40 years, delivering fast, affordable, and versatile publishing for maximum exposure of your meeting's key research. Our conference proceedings program reports the findings presented at scientific meetings from large international conferences to small specialist workshops. Subject areas span the physical sciences, including physics, math, chemistry, materials science, and engineering.

Why publish with us:

- Indexed in leading databases – Web of Science, Scopus, Inspec, Chemical Abstracts Service (CAS), and Astrophysics Data System (ADS)
- Author-friendly license agreement – you retain copyright of your own work
- Global reach – nearly 4,000 institutions in 190+ countries
- Customized publishing options including print-on-demand – best value and flexibility



SIGN UP FOR ALERTS

is the **right choice for your next event.**

[Request a QUOTE today.](#)

## Most Recent

---

MAR 09 2023

**Preface: The 4th International Conference on Vocational Education of Mechanical and Automotive Technology (ICoVEMAT) 2021**

---

MAR 09 2023

**Preface: Proceedings of the International Conference on Information Technology and Digital Applications 2021 (ICITDA 2021)**

---

MAR 09 2023

**Preface: VII International Conference “Safety Problems of Construction Critical Infrastructures” - SPCECI2021**

---

MAR 09 2023

**Preface: IV International Scientific Conference on Advanced Technologies in Aerospace, Mechanical and Automation Engineering (MIST: Aerospace-IV 2021)**

---

MAR 09 2023

**Committees: Proceedings of the International Conference on Information Technology and Digital Applications 2021 (ICITDA 2021)**

[SIGN UP FOR ALERTS](#)

---

MAR 09 2023

### Rate analysis of drawing solid model-based on orthogonal and isometric projection

---

MAR 09 2023

### The development of online instructional design for computational thinking to improve student problem-solving skill

---

MAR 09 2023

### Small and medium enterprises product analysis relevant in CAD

A blue gradient banner with a white pencil icon on the left. The text reads: "Author Services English Language Editing High-quality assistance from subject specialists" and "Learn More!"

**Author Services**  
English Language Editing  
High-quality assistance from subject specialists [Learn More!](#)

A dark blue banner with an illustration of people in a meeting. The text reads: "AIP Publishing Forthcoming Titles For more information regarding our schedule of forthcoming proceedings" and "SEE MORE" in a yellow button.

**AIP Publishing**  
**Forthcoming Titles**  
For more information regarding our schedule of forthcoming proceedings [SEE MORE](#)

Most Read

Most Cited

[SIGN UP FOR ALERTS](#)

FEB 02 2018

### **A solid waste management survey in Davao del Sur (school and household waste management survey)**

50353 VIEWS

---

OCT 03 2017

### **A review of the motivation theories in learning**

46 CITATIONS . 94533 VIEWS

---

MAY 15 2018

### **Tensile strength/yield strength (TS/YS) ratios of high-strength steel (HSS) reinforcing bars**

7 CITATIONS . 112635 VIEWS

## Active Topics

Students

Learning and learning models

Industry

Machine learning

Thin films

**SIGN UP FOR ALERTS**

[Browse All Topics](#)

*Sign up for Journal Alerts!*

Keep up to date with the latest research!

[SIGN UP NOW](#)

## About AIP Publishing


AIP Publishing is a wholly owned not-for-profit subsidiary of the American Institute of Physics (AIP). Our portfolio comprises highly regarded, peer-reviewed journals, including a growing portfolio of Open Access titles, that cover all areas of the physical sciences.

The research published in these titles paves the way for new fields of study, gives rise to new techniques, and provides inspiration to contemporary researchers.



Applied Physics Letters

[SIGN UP FOR ALERTS](#)



The Journal of Chemical Physics



Physics Today



Review of Scientific Instruments



Physics of Fluids




Physics of Plasmas

**SIGN UP FOR ALERTS**



### Journal of Applied Physics



### AIP Advances

[VISIT PUBLISHER'S WEBSITE](#)

[VISIT ALL PUBLICATIONS](#)

## Latest Physics Jobs

[SIGN UP FOR ALERTS](#)



## Postdoctoral Associate | Florida International University

Fri, 10 Mar 2023 16:48:45 -0500

Miami, Florida, Florida International University is classified by Carnegie as a “R1: Doctoral Universities - Highest Research Activity” and recognized as a Carnegie Community Engaged university. It is a public research university with colleges and schools that offers bachelor’s, master’s and doctoral programs in fields such as business, engineering, computer science, international relations, architecture, law and medicine. As one of South Florida’s anchor institutions, FIU contributes almost \$9 billion each year to the local economy and is ranked second in Florida in Forbes Magazine’s “America’s Best Employers” list. FIU graduates are consistently among the highest paid college graduates in Florida ...

## Postdoctoral Position in Ultrafast Optics at The Ohio State University | The Ohio State University

Wed, 08 Mar 2023 11:15:30 -0500

Columbus, Ohio, The National eXtreme Ultrafast Science (NeXUS) Facility is a cutting-edge, ultrafast soft x-ray and extreme ultraviolet user facility under development in Columbus, Ohio, USA. The NeXUS Facility will enable researchers to perform time-resolved studies of chemical, electronic, and material dynamics at femtosecond to attosecond time scales and at angstrom length scales. NeXUS is looking for a postdoctoral researcher for the commissioning phase of the facility. The responsibilities will include contributions to commissioning of high-harmonic generation and XUV beamlines, including reporting the results in scientific conferences and peer-reviewed journals. The successful candidate will be encouraged to contribute to the ...

[SIGN UP FOR ALERTS](#)

## **Director (f/m/x) at the Jülich Centre for Neutron Science and Peter Grünberg Institute | Forschungszentrum Jülich GmbH**

Fri, 10 Mar 2023 09:08:50 -0500

Jülich, Germany, The Jülich Aachen Research Alliance (JARA) is an innovative cooperation model between RWTH Aachen University and Forschungszentrum Jülich. RWTH Aachen University is one of Germany's pre-eminent Universities of Excellence, which entails the highest quality in teaching and world-class research. RWTH addresses bold scientific questions; it also assumes a profound responsibility toward society and transfers its knowledge into meaningful applications. In a dynamic, creative, and international environment, RWTH develops solutions to tackle both current and future challenges. Forschungszentrum Jülich is a member of the Helmholtz Association and conducts research in the fields of information, energy, and bioeconomy on a ...

## **Research Scientist in Nanophotonics, Microcavities, Single-Molecule Spectroscopy, Quantum Optics | University of Wisconsin Madison**

Fri, 10 Mar 2023 19:11:40 -0500

Madison, Wisconsin, The Goldsmith group at the University of Wisconsin Madison has an opening for a research scientist. The group is highly interdisciplinary, blending photonics, spectroscopy, microscopy, plasmonics, photochemistry, nanofabrication, microfluidics, biophysics, and chemical catalysis. Optics and Spectroscopy are core skills. Ongoing projects involve single-molecule spectroscopy and microscopy, nanophotonics (including use of whispering gallery mode and Fabry-Perot microcavities), low-temperature molecular quantum optics, topological photonics, and biophysics investigations. Principle responsibilities will focus on designing and building optical setups driving many ongoing projects, mentoring students, and maintaining complex optical experiments. We are looking for creative people who enjoy tinkering in the ...

## **Resources**

**AUTHOR**

**LIBRARIAN**

**ADVERTISER**

**SIGN UP FOR ALERTS**

# General Information

[ABOUT](#)

[CONTACT](#)

[HELP](#)

[PRIVACY POLICY](#)

[TERMS OF USE](#)

FOLLOW AIP PUBLISHING:



Website © 2023 AIP Publishing LLC.

Article copyright remains as specified within the article.

Scitation

[SIGN UP FOR ALERTS](#)

## **2. PANITIA PELAKSANA**

# Details: The 4th Biomedical Engineering's Recent Progress in Biomaterials, Drugs Development, Health, and Medical Devices

Cite as: AIP Conference Proceedings **2193**, 010002 (2019); <https://doi.org/10.1063/1.5139320>  
Published Online: 10 December 2019



View Online



Export Citation

## ARTICLES YOU MAY BE INTERESTED IN

[Preface: The 4th Biomedical Engineering's Recent Progress in Biomaterials, Drugs Development, Health, and Medical Devices](#)

AIP Conference Proceedings **2193**, 010001 (2019); <https://doi.org/10.1063/1.5139319>

[The 5th Biomedical Engineering's Recent Progress in Biomaterials, Drugs Development, and Medical Devices](#)

AIP Conference Proceedings **2344**, 010002 (2021); <https://doi.org/10.1063/12.0003859>

[Mechanical aspect analysis of dental stone grade IV material for total hip replacement component](#)

AIP Conference Proceedings **2193**, 020001 (2019); <https://doi.org/10.1063/1.5139321>



Time to get excited.  
Lock-in Amplifiers – from DC to 8.5 GHz

[Find out more](#)

Zurich Instruments

## CONFERENCE DETAILS

**Organizer** : **Research Center for Biomedical Engineering**  
Universitas Indonesia  
Depok, West Java, 16424, Indonesia  
Email: isbe@eng.ui.ac.id  
Website: isbe.eng.ui.ac.id

## ORGANIZING COMMITTEE

**General Chair** : Dr. Ir. Tomy Abuzairi, ST, M.Sc., MT, Ph. D (Faculty of Engineering Universitas Indonesia)

**Co-chair** : Dr. Kenny Lischer, S.T., M.T. (Faculty of Engineering Universitas Indonesia)

### **Advisory Boards**

- Prof. Dr. rer. nat Rosari Saleh (Vice Rector of Research and Innovation, Universitas Indonesia)
- Dr. Ir. Hendri Dwi Saptioratri Budiono, M. Eng (Dean, Faculty of Engineering Universitas Indonesia)
- Prof. Dr. dr. Ari Fahrial Syam, Sp.PD-KGEH, MMB (Dean, Faculty of Medicine Universitas Indonesia)
- Prof. Dr. drg. Lindawati S. Kusdhany, Sp.Pros (K) (Dean, Faculty of Dentistry Universitas Indonesia)
- Dr.Eng Muhamad Sahlan, S.Si., M.Eng (Associate Dean for Research & Community Services, Faculty of Engineering Universitas Indonesia)

### **Steering Committee**

- Prof. Dr.–Ing. Ir. Misri Gozan, M.Tech.IPM (Director of RCBE, Faculty of Engineering Universitas Indonesia)
- Dr. Yudan Whulanza, S.T., M. Sc (Faculty of Engineering Universitas Indonesia)
- Dr. Basari, S.T., M. Eng (Faculty of Engineering Universitas Indonesia)

### **Scientific Committee**

- Dr. Ir. Retno Wigajatri Purnamaningsih, M.T. (Faculty of Engineering Universitas Indonesia)
- Sugeng Supriadi, S.T., M.S.Eng., Ph. D (Faculty of Engineering Universitas Indonesia)
- Dr. dr. Siti Farida, M.Kes., Ph.D (Faculty of Medicine Universitas Indonesia)
- dr. Rr. Prasetyanugraheni Kreshanti, SpBP-RE(KKF) (Faculty of Medicine Universitas Indonesia)
- Ghiska Ramahdita, S.T., M.T. (Faculty of Engineering Universitas Indonesia)

**Secretary** : Nurul Intan (Faculty of Engineering Universitas Indonesia)

**Event** : Siti Fauziyah Rahman, S.T., M.Eng., Ph. D (Faculty of Engineering Universitas Indonesia)

### **Student Committee:**

- Abel Benaya (Faculty of Engineering Universitas Indonesia)
- Achmad Fauzi Trinanda (Faculty of Engineering Universitas Indonesia)
- Alif Muhammad Basyir (Faculty of Engineering Universitas Indonesia)
- Alyssa Adyandra (Faculty of Engineering Universitas Indonesia)
- Faris Bari Issains (Faculty of Engineering Universitas Indonesia)

- Gifrandy Gustiraharjo (Faculty of Engineering Universitas Indonesia)
- Muhamad Aldy M Turang (Faculty of Engineering Universitas Indonesia)
- Muhammad Adli Pratama (Faculty of Engineering Universitas Indonesia)

### REVIEWER

**Coordinator:** Dr. Kenny Lischer, S.T., M.T. (Faculty of Engineering Universitas Indonesia)

**Secretary:** Nurul Intan (Faculty of Engineering Universitas Indonesia)

**Members:**

- dr. Abdi Reza, Sp.B.S (Faculty of Medicine Universitas Indonesia)
- Agung Shamsuddin Saragih, S.T., MS.Eng., Ph. D (Faculty of Engineering Universitas Indonesia)
- Dr. Ahmad Zakiyuddin, S.T., M.Eng. (Faculty of Engineering Universitas Indonesia)
- Ajib Setyo Arifin, S.T., M.T., Ph. D (Faculty of Engineering Universitas Indonesia)
- Cindy Dianita, S.T., M.Sc. (Faculty of Engineering Universitas Indonesia)
- Dr. drg. Decky Joesiana Indrani, MDSc (Faculty of Dentistry Universitas Indonesia)
- Dr. Dianursanti, S.T., M.T. (Faculty of Engineering Universitas Indonesia)
- Ghiska Ramahdita, S.T., M.T. (Faculty of Engineering Universitas Indonesia)
- Dr.Eng Mia Rizkinia, S.T., M.T. (Faculty of Engineering Universitas Indonesia)
- Prof. Dr.–Ing. Ir. Misri Gozan, M.Tech., IPM (Faculty of Engineering Universitas Indonesia)
- Dr. Eng. Muhamad Sahlan, S.Si., M. Eng (Faculty of Engineering Universitas Indonesia)
- Ir. Muhammad Hanif Nadhif, S.T., M. Sc (Faculty of Medicine Universitas Indonesia)
- dr. Nandita Melati Putri, SpBP-RE(K) (Faculty of Medicine Universitas Indonesia)
- dr. Rr. Prasetyanugraheni Kreshanti, SpBP-RE(KKF) (Faculty of Medicine Universitas Indonesia)
- Dr. Radon Dhelika, B.Eng, M.Eng. (Faculty of Engineering Universitas Indonesia)
- dr. Rahmat Cahyanur, Sp.PD (Faculty of Medicine Universitas Indonesia)
- Dr. Ir. Retno Wigajatri Purnamaningsih, M.T. (Faculty of Engineering Universitas Indonesia)
- Reza Miftahul Ulum S.T, M.T., Ph. D (Faculty of Engineering Universitas Indonesia)
- Ir. Rita Arbianti, M.Si. (Faculty of Engineering Universitas Indonesia)
- Dr. dr. Robiatul Adawiyah, M.Biomed. (Faculty of Medicine Universitas Indonesia)
- Dr. dr. Siti Farida, M.Kes., Ph.D (Faculty of Medicine Universitas Indonesia)
- Siti Fauziyah Rahman, S.T., M.Eng., Ph. D (Faculty of Engineering Universitas Indonesia)
- Dr. Ir. Sotya Astutiningsih, M. Eng (Faculty of Engineering Universitas Indonesia)
- Dr. Tania Surya Utami, S.T., M.T. (Faculty of Engineering Universitas Indonesia)
- Dr. Ir. Tomy Abuzairi, S.T., M.Sc., M.T., Ph.D. (Faculty of Engineering Universitas Indonesia)
- Dr. Yudan Whulanza, S.T., M.Sc. (Faculty of Engineering Universitas Indonesia)

## EDITORIAL TEAM

### **Advisory Boards:**

- Dr. Ir. Hendri Dwi Saptioratri Budiono, M. Eng (Dean, Faculty of Engineering Universitas Indonesia)
- Dr. Ir. Muhamad. Asvial, M. Eng (Vice Dean for Academic, Research and Student Affairs, Faculty of Engineering Universitas Indonesia)
- Dr.Eng Muhamad Sahlan, S.Si., M.Eng (Associate Dean for Research & Community Services, Faculty of Engineering Universitas Indonesia)

**Editor in Chief:** Dr. Kenny Lischer, S.T., M.T. (Faculty of Engineering Universitas Indonesia)

### **Technical Program Committee:**

- Prof. Dr. –Ing. Ir. Misri Gozan, M.Tech.IPM, (Faculty of Engineering Universitas Indonesia)
- Tomy Abuzairi, S.T., M.Sc. (Faculty of Engineering Universitas Indonesia)
- Dr. Ir. Retno Wigajatri Purnamaningsih, M.T. (Faculty of Engineering Universitas Indonesia)
- Dr. dr. Siti Farida, M.Kes., Ph.D (Faculty of Medicine Universitas Indonesia)
- Muhammad Yusuf Arya Ramadhan, S.T. (Faculty of Engineering Universitas Indonesia)

### **English Editors:**

- Siti Fauziyah Rahman (Faculty of Engineering Universitas Indonesia)
- Nur Imaniati Sumantri, S.Si., M.Biotek. (Faculty of Engineering Universitas Indonesia)
- Rizal, S.Si., M. Biotech., M.Sc. (Faculty of Engineering Universitas Indonesia)
- Ahmad Zakiyudin (Faculty of Engineering Universitas Indonesia)
- Dr.-Ing. Alfian Ferdiansyah, S.T., M.T. (Faculty of Engineering Universitas Indonesia)
- Apriliana Cahya, S.Tp., M.Eng., Ph. D (Faculty of Engineering Universitas Indonesia)
- Rizqa Andika, S.T., Ph. D (Faculty of Engineering Universitas Indonesia)


### **Layout Editors:**

- Abel Benaya (Faculty of Engineering Universitas Indonesia)
- Achmad Fauzi Trinanda (Faculty of Engineering Universitas Indonesia)
- Alif Muhammad Basyir (Faculty of Engineering Universitas Indonesia)
- Alyssa Adyandra (Faculty of Engineering Universitas Indonesia)
- Faris Bari Issains (Faculty of Engineering Universitas Indonesia)
- Gifrandy Gustiraharjo (Faculty of Engineering Universitas Indonesia)
- Muhammad Adli Pratama (Faculty of Engineering Universitas Indonesia)
- Nurul Intan (Faculty of Engineering Universitas Indonesia)



## 4. DAFTAR ISI

**Matter and Radiation at Extremes** **MRE Young Scientist Award** Apply Now  
*Recognizing young scholars in their important, original and innovative achievements*




## Conference Proceedings

HOME

BROWSE

MORE ▾

# Table of Contents

## THE 4TH BIOMEDICAL ENGINEERING'S RECENT PROGRESS IN BIOMATERIALS, DRUGS DEVELOPMENT, HEALTH, AND MEDICAL DEVICES: Proceedings of the International Symposium of Biomedical Engineering (ISBE) 2019

< PREV NEXT >



Conference date: 22-24 July 2019

Location: Padang, Indonesia

ISBN: 978-0-7354-1944-5

Editors: Kenny Lischer, Tomy Abuzairi, Siti Fauziyah Rahman and Misri Gozan

Volume number: 2193

Published: Dec 10, 2019

DISPLAY : 20 50 100 all



BROWSE VOLUMES



 Free . December 2019

## **Preface: The 4th Biomedical Engineering's Recent Progress in Biomaterials, Drugs Development, Health, and Medical Devices**

AIP Conference Proceedings **2193**, 010001 (2019); <https://doi.org/10.1063/1.5139319>



 Free . December 2019

## **Details: The 4th Biomedical Engineering's Recent Progress in Biomaterials, Drugs Development, Health, and Medical Devices**

AIP Conference Proceedings **2193**, 010002 (2019); <https://doi.org/10.1063/1.5139320>



## **BIOMATERIALS**

 Free . December 2019

## **Mechanical aspect analysis of dental stone grade IV material for total hip replacement component**

Tresna P. Soemardi, Agri Suwandi, Cholid Badri, Anwar S. Ibrahim and Agus Hadian Rahim

AIP Conference Proceedings **2193**, 020001 (2019); <https://doi.org/10.1063/1.5139321>

[BROWSE VOLUMES](#)

 Free . December 2019

## Utilization of lionfish (*Pterois volitans*) venomous spines with effective purification as an alternative antiretroviral HIV/AIDS

Andy Noorsaman Sommeng, Muhammad Akbar Buana Tafili, Mikael Januardi Ginting, Muhamad Sahlan, Heri Hermansyah and Anondho Wijanarko

AIP Conference Proceedings 2193, 030016 (2019); <https://doi.org/10.1063/1.5139353>

SHOW ABSTRACT



 Free . December 2019

## Extraction and antioxidant activity test of black Sumatran incense

Nurul Hidayat, **Kori Yati**, Elsa Anisa Krisanti and Misri Gozan

AIP Conference Proceedings 2193, 030017 (2019); <https://doi.org/10.1063/1.5139354>



SHOW ABSTRACT



 Free . December 2019

## Comparison of original honey (*Apis sp* and *Tetragonula sp*) and fake honey compounds in Indonesia using gas chromatography-mass spectrometry (GC-MS)

Nur Widdya Damayanti, Muhammad Sahlan, Kenny Lischer, Heri Hermansyah, Benyamin

BROWSE VOLUMES

AIP Conference Proceedings **2193**, 030018 (2019); <https://doi.org/10.1063/1.5139355>

SHOW ABSTRACT



 Free . December 2019

## Apoptotic activity of alpha-mangostin in acetaldehyde-induced LX2 hepatic stellate cell lines

Novriantika Lestari, Daniel Amartya, Vivian Soetikno and Melva Louisa

AIP Conference Proceedings **2193**, 030019 (2019); <https://doi.org/10.1063/1.5139356>

SHOW ABSTRACT



 Free . December 2019

## Oxidation of extracted cholesterol from fatty food by using crude cholesterol oxidase *Streptomyces sp.*

Meka Saima Perdani, Muhammad Faturrohman, Dwini Normayulisa Putri and Heri Hermansyah

AIP Conference Proceedings **2193**, 030020 (2019); <https://doi.org/10.1063/1.5139357>

SHOW ABSTRACT



BROWSE VOLUMES

## **5. BUKTI KINERJA**

# Extraction and antioxidant activity test of black Sumatran incense

Cite as: AIP Conference Proceedings **2193**, 030017 (2019); <https://doi.org/10.1063/1.5139354>  
Published Online: 10 December 2019

Nurul Hidayat, Kori Yati, Elsa Anisa Krisanti, et al.



View Online



Export Citation

## ARTICLES YOU MAY BE INTERESTED IN

[Determination of LC<sub>50</sub> value of \*Nicotiana tabacum\* L. extract against \*Gryllus bimaculatus\* imago and \*Galleria mellonella\* larvae](#)

AIP Conference Proceedings **2193**, 030024 (2019); <https://doi.org/10.1063/1.5139361>

[Determination of LC<sub>50</sub> value of \*Nicotiana tabacum\* L. extract against \*Tenebrio molitor\* and \*Zophobas morio\* larvae](#)

AIP Conference Proceedings **2193**, 030021 (2019); <https://doi.org/10.1063/1.5139358>

[Utilization of \*Nicotiana tobacum\*'s extract for mosquito extermination with fogging method](#)

AIP Conference Proceedings **2193**, 030023 (2019); <https://doi.org/10.1063/1.5139360>



Time to get excited.  
Lock-in Amplifiers – from DC to 8.5 GHz

Find out more

Zurich Instruments

# Extraction and Antioxidant Activity Test of Black Sumatran Incense

Nurul Hidayat<sup>1</sup>, Kori Yati<sup>2,3</sup>, Elsa Anisa Krisanti<sup>1</sup>, Misri Gozan<sup>1,4,a)</sup>

<sup>1</sup>*Bioprocess Engineering, Department of Chemical Engineering, Faculty of Engineering, Universitas Indonesia, Kampus UI Depok, 16424 Indonesia*

<sup>2</sup>*Faculty of Pharmacy, Universitas Indonesia, Kampus UI Depok, 16424, Indonesia*

<sup>3</sup>*Faculty of Pharmacy and Science, Universitas Muhammadiyah Prof. DR. Hamka, Jakarta, Indonesia*

<sup>4</sup>*Research Center for Biomedical Engineering, Universitas Indonesia, Kampus UI Depok, 16424, Indonesia*

<sup>a)</sup>Corresponding author: mgozan@che.ui.ac.id

**Abstract.** Benzoin absolute essential oil is a high-value oleoresin derived from the dried sap of the *Styrax benzoin* tree. One type of *Styrax benzoin* traded in Indonesia is black Sumatran incense. Reflux extraction method with ethanol is used to gain the benzoin absolute essential oil. The purpose of this study is to investigate the antioxidant activity of benzoin absolute essential oil produced using ethanol reflux extraction. Antioxidant test showed that black Sumatran Incense has active antioxidant properties with IC<sub>50</sub> value is 90.03; the antioxidant activity shows potential alternative utilization of this essential oil industry, especially those derived from incense resin and its derivatives.

*Keywords:* antioxidant, essential oil, reflux, *Styrax benzoin*

## INTRODUCTION

Benzoin balsam is a resin derived from the sap of trees in the family of *Styraceae*, this type of plant grows in many Asian countries such as Indonesia, Thailand, Laos and Vietnam [1]. In Indonesia, this plant generally grows endemic to the islands of Sumatra, Java, and Kalimantan. *Styrax benzoin* is a plant native to Indonesia [2]. The tree will not produce resin under normal conditions. The resin is produced and flows out as a response to a pathological incision made on the stem [3]. This sap is obtained from an incision or wound on a tree, which will dry out when exposed to air, the color of the sap can vary from white, yellow to blackish brown. In general, the sap will be taken after one month after the incision in the tree.

Benzoin balsam has been widely used since ancient times [4] by the Romans and Egyptians to treat respiratory infections. This is based on the therapeutic properties and pharmacological effects of the resin and is classified as disinfectant and expectorant [5]. In Asian countries, the smoke generated from burning benzoin gum is used as an antidote to evil spirits and diseases, this explains its use in various religious ritual ceremonies [6].

Today, the use of benzoin gum has been expanded not only to be used as fragrances and incense because of its fixative effects but also used as an antioxidant in the cosmetics industry and flavor enhancers in the food industry [7]. The therapeutic and pharmacological effects of disinfecting (anti-bacterial) and expectorants in benzoin gum are also used in the pharmaceutical industry. In fact, benzoin gum in the Asian region has been used in wound healing, erythema and cough [3].

In 1914, Reinitzer stated that Siam Benzoin contains coniferyl benzoate with a percentage of 75-80% [8]. Fifty-four years later, Schroeder's research stated that the components of Siam benzoin are cinnamyl cinnamate (0.56%), siarasinolik acid (6%), p-coumaryl benzoate (10-15%), acid benzoate (12%), and coniferyl benzoate (65-75%) [9]. Other studies have shown that cinnamic acid and cinnamic acid esters, especially cinnamyl cinnamate, coniferyl cinnamate and pinoselin are constituent components of Sumatran benzoin [10]. However, traces of vanillin



commonly found in Siam benzoin are also present in Sumatran benzoin, and hence both resins have a distinctive vanilla aroma [11].

Tchapla et al. (1999) stated that the content of styrene, benzaldehyde, cinnamic acid and cinnamic acid derivatives such as cinnamyl, ethyl, benzyl and phenyl propyl cinnamate in Sumatran Benzoin is greater than Siam benzoin [12]. The Pastorova study, reported that the aromatic composition of the ingredients contained in Siam benzoin and Sumatran benzoin not only depends on the geographical origin and the botanical conditions of the plant but also depends on the extraction process carried out [13].

Other research results show the main aromatic compound contained in Siam and Sumatran resins is benzyl benzoate [1]. The main constituent that composes in both benzoin is benzyl benzoate (76.1-80.1%). While the differences in both are the presence of methyl benzoate (1.5%), benzoate acid (12.5%), and allyl benzoate (1.5%) in Siam benzoin. Whereas in Sumatra benzoin contains benzyl cinnamate (3.3%) and cinnamic acid (3.5%) [3,14].

Several studies on the extraction of Siam benzoin and Sumatra benzoin have been carried out by researchers in the world. These studies generally focus on identifying both aromatic and non-aromatic components that make up the two resins. On the other hand, unfortunately, food and beverage producers have been looking for more economical flavor enhancers, in addition to the high consumer demand for non-synthetic natural flavor-enhancing products [14].

The antioxidant activity is a very important characteristic of essential oil [15]. Due to the large need for benzoin absolute essential oil benefits and high economic importance, a special study is needed to calculate the antioxidant activity test of benzoin absolute essential oil which gains from the extraction process. This study examines the process of extracting absolute essential oil with the raw material of benzoin gum derived from *Styrax benzoin* by the ethanol reflux method. Benzoin's absolute essential oil has a higher economic value than benzoin gum which is directly sold in the market.

## MATERIALS AND METHOD

The black Sumatran incense samples used in this study was bought from local market in North Sumatra. The solvents used in the optimization test were ethanol p.a (Merck) and methanol p.a (Merck), the material used for the antioxidant test was DPPH (*2,2-diphenyl-1-picrylhydrazyl*, Aldrich) and quercetin p.a (Merck) as a comparison.

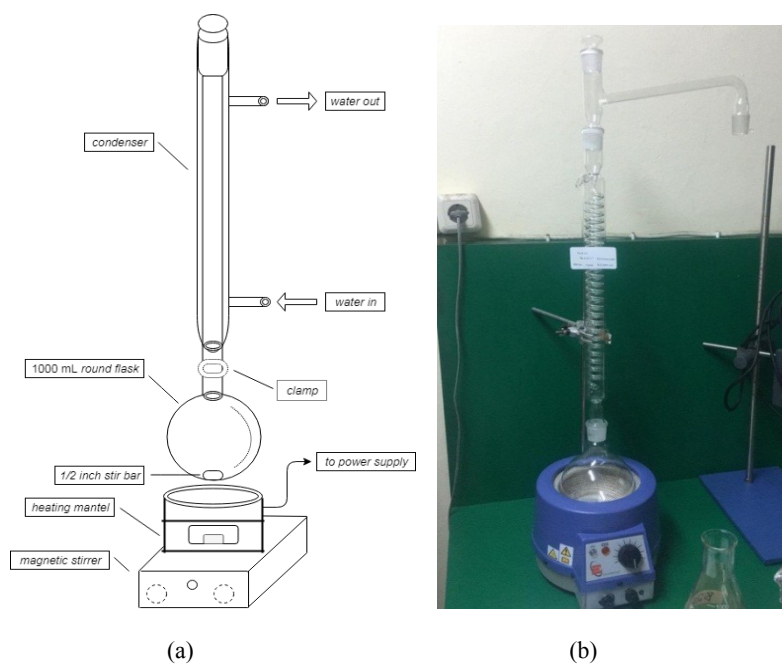



FIGURE 1. (a) Schematic Diagram of Reflux Extraction; (b) reflux equipment

After cleaning, as much as 40 g of dried gum *Styrax benzoin* is carefully weighed, then roughly ground using mortar. As can be seen in Figure 1, benzoin absolute essential oil was extracted using the reflux extraction at a constant temperature determined according to the boiling point of ethanol (solvent), which is 78-79 °C. Furthermore, 40 g of incense and 95% ethanol with mass ratio 1:5 were put into a 1000 mL round flask. After the extraction process, the solution extract was collected and separated from solid residue by vacuum filtration using 42-grade Whatman filter paper with a diameter of 125 mm. The extracted filtrate solution was evaporated using a vacuum rotary evaporator (Rotary Evaporator RV 8, Germany) at a temperature of 79 °C with a speed of 40 rpm to a pressure of 95-100 mbar. Then, the oleoresin obtained is weighed and calculated as a result of absolute essential oil. The obtained oleoresin is stored in an airtight bottle and stored at room temperature for further analysis.

The antioxidant activity test using DPPH was carried out based on the method carried out by Abe N et al [16]. The antioxidant activity test using DPPH was conducted to evaluate the antioxidant activity of benzoin essential oil produced during the experiment. A total of 10 mg of each extract from *Styrax benzoin* was dissolved in methanol p.a. with a concentration of 1000 µg/mL as the mother liquor. From the mother liquor, sample solutions were made in various concentrations, namely 50, 75 and 100 µg/mL. Then 0.2 mL of each sample made, put in a test tube, in each test tube added 3.8 mL DPPH then incubated at 37 °C for 30 minutes, then the absorption was measured at a wavelength of 517 nm. As a comparison used quercetin with concentration 2; 4; 6; 8 and 10 µg/mL. Each IC<sub>50</sub> value is calculated using a regression equation [17].

## RESULTS

Figure 2 showed the raw material and benzoin absolute essential which produced from ethanol reflux extraction. Beside yield, in this experiment also calculated % ethanol recovery and mass of residue from the extraction process, benzoin essential oil produced is 45.5 g with ethanol recovery 81.07% and mass of residue is 7.93 g.



**FIGURE 2.** (a) Raw Material (black Sumatran incense); (b) benzoin absolute essential oil produced; (c) residue from ethanol reflux extraction

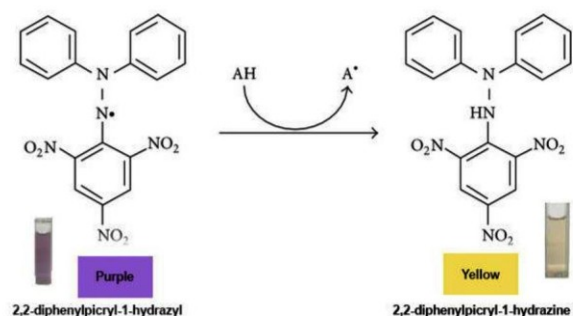
The antioxidant properties of a material can be indicated by the IC<sub>50</sub> value as shown in Table 1.

**TABLE 1.** Correlation of IC<sub>50</sub> values with Antioxidant Properties [18]

IC <sub>50</sub> values	Intensity
<50 µg/mL	Highly active
50-100 µg/mL	Active
101-250 µg/mL	Moderate
250-500 µg/mL	Weak
>500 µg/mL	Inactive

Table 1 shows the level of antioxidant strength by the DPPH method. In this test method, the antioxidant intensity of *Styrax benzoin* extract was determined based on the calculation of the IC<sub>50</sub> value. This value can be

defined as the concentration of the sample tested when it can reduce 50% of free radicals contained in DPPH. In this process, a reaction occurs between the samples to be tested for antioxidant activity with free radicals contained in DPPH as shown in Figure 3. Phenolic compounds in antioxidants will attract free radicals in DPPH.



**FIGURE 3.** Schematic Diagram of the Reaction between Antioxidant Substances and DPPH [19]

An unpaired electron in the outer orbitals of a free radical can trigger a chain reaction. Therefore, free radicals are very reactive to cellular molecules. The binding process of electrons in cellular molecules and free radicals will produce new free radicals. Measurement of the value of the antioxidant activity is done by measuring the absorbance of *Styrax benzoin* extract sample solution using UV-Vis Spectrophotometry. The sample is incubated for 30 minutes before measurement, the aim is to provide sufficient time for the reaction between free radicals in the DPPH and the sample to be tested.

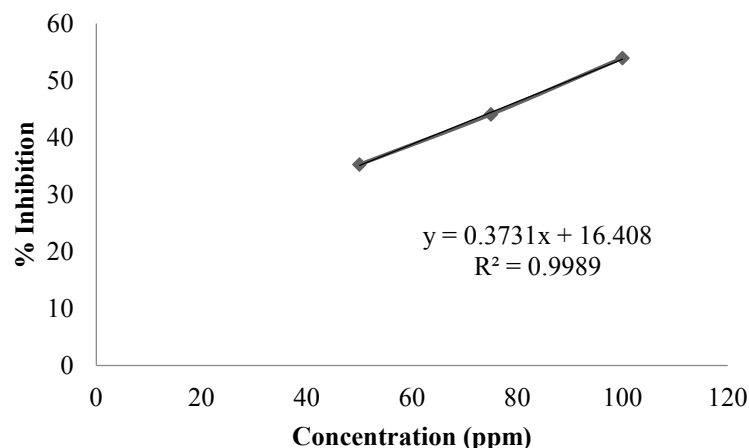
The results of measurements using UV-Vis Spectrophotometry showed a decrease in absorbance of DPPH caused by test samples at various concentrations. DPPH color change from purple to slightly yellowish after incubation for 30 minutes can be seen and observed. This process occurs because the hydrogen atom which is owned by the compound in the sample is donated to free radicals contained in DPPH. In this reaction, DPPH will be reduced to DPPH-H (1,1-diphenyl-2-picrylhydrazine). DPPH-H has more stable properties than DPPH. This measurement, as shown in Table 2 indicates that the absorbance value will be lower when the concentration of the sample used is higher.

Table 2 shown results for the antioxidant test in black Sumatran incense. Trial and error tests to obtain uptake at the maximum wavelength of black Sumatran incense were achieved at concentrations of 50, 75, and 100 ppm. From the results in Table 2, then a linear regression curve is made as shown in Figure 4.

**TABLE 2.** Antioxidant Activity Test of Benzoin Absolute Essential Oil from Black Sumatran Incense

Concentration (ppm)	Abs Sample	Abs Sample (Mean)	Abs Blank	% inhibition (%)
50	0.4455	0.4394	0.6786	35.24
	0.4391			
	0.4337			
75	0.3864	0.3798	0.6786	44.03
	0.3728			
	0.3802			
100	0.3079	0.3128	0.6786	53.9
	0.3160			
	0.3146			

The strong or weakness antioxidant properties of benzoin absolute essential oil are influenced by the molecular composition. The more phenolic compounds contained in essential oils, the stronger the antioxidant properties, phenolic compounds is a compound containing the -OH group which is bound to an aromatic rings with conjugated double bonds. The -OH groups found in phenolic compounds will stabilize unpaired electrons contained in DPPH which act as free radicals.



**FIGURE 4.** Linear Regression Calculation on Antioxidant Activity Test of Black Sumatran Incense

From the calculations made it is known that the linear equation obtained has a significant R square. From the calculations performed, the  $IC_{50}$  value obtained is 90.03. Based on this calculation, black Sumatran incense is classified as a compound with active antioxidant properties ( $IC_{50}$  value 50-100  $\mu\text{g/mL}$ ).

Compared with other studies, the antioxidant activity possessed by the black Sumatran incense is similar to the antioxidant activity possessed by Senggani leaves (*Melastoma candidum* D. Don), with an  $IC_{50}$  value of 65.65  $\mu\text{g/mL}$  ( $IC_{50}$  value 50-100  $\mu\text{g/mL}$ ; Active Antioxidant Properties) [19]. The  $IC_{50}$  value possessed by black Sumatran incense is greater than the  $IC_{50}$  value possessed by *Sargassum serratifolium* extract with  $IC_{50}$  35.1  $\pm$  0.27  $\mu\text{g/mL}$  [20] and smaller than  $IC_{50}$  value that is owned by *Jatropha curcas* L. leaves with  $IC_{50}$  value 314  $\pm$  0.74  $\mu\text{g/mL}$  [21]. These results indicate that the antioxidant activity possessed by black Sumatran incense resin is greater than *Jatropha curcas* L. and smaller than *Sargassum serratifolium* extract.

## CONCLUSION

The antioxidant test results in the form of  $IC_{50}$  value for black Sumatran incense is 90.03; The antioxidant test results showed that black Sumatran incense has active antioxidant properties against DPPH ( $IC_{50}$  value 50-100  $\mu\text{g/mL}$ ).

## ACKNOWLEDGEMENT

This research was partially funded by Starborn Chemical PT. Luas Birus Utama and USAID through the SHERA program – Center for Development of Sustainable Region (CDSR). In year 2017-2021 is led by Center for Energy Studies – Universitas Gadjah Mada, Yogyakarta, Indonesia.

**Conflicts of interest:** None.

## REFERENCES

1. Fernandez, X., Lizzani-Cuvelier, L., Loiseau, A.-M., Perichet, C., & Delbecque, C. (2003). Volatile constituents of benzoin gums: Siam and Sumatra. *Part 1. Flavour and Fragrance Journal*, 18(4), 328–333.
2. Fernández, C. G. (2004). Chapter 10 Benzoin, a resin produced by *Styrax* trees in North Sumatra Province, Indonesia. In K. Kusters & B. Belcher (Eds.), *Forest products, livelihoods and conservation. Case studies of non-timbers forest product systems. Volume 1–Asia* (pp. 151–168). Jakarta, Indonesia: CIFOR.
3. Filippi, J.-J., Castel, C., Fernandez, X., Rouillard, M., Gaysinski, M., & Lavoine-Hanneguëlle, S. (2009). An unusual acenaphthylene-type sesquiterpene hydrocarbon from Siam and Sumatra benzoin gum. *Phytochemistry Letters*, 2 (4), 216–219.

4. Gianni R, Erhardt D, Endt PW, Hopwood W, Baker MT. 1990. Archaeological resins from shipwrecks off the coasts of Sarpan and Thailand. *Masca Res Papers Sci Archaeol* 7: 59– 67.
5. H. Hew Kian Chong, Benjoins, styrax et storax, thèse de doctorat en pharmacie, université de Montpellier, 1998.
6. Hovaneissian, M., Archier, P., Mathe, C., & Vieillescazes, C. (2006). Contribution de la chimie analytique à l'étude des exsudats végétaux styrax, storax et benjoin. *Comptes Rendus Chimie*, 9(9), 1192–1202.
7. Castel, C., Fernandez, X., Lizzani-Cuvelier, L., Loiseau, A.-M., Perichet, C., Delbecq, C., et al. (2006). Volatile constituents of benzoin gums: Siam and Sumatra, part 2. Study of headspace sampling methods. *Flavour and Fragrance Journal*, 21(1), 59–67.
8. Reinitzer, F. (1914). Untersuchungen über Siambenzoë. *Archiv der Pharmazie*, 252 (3–5), 341–349.
9. Schroeder, H. A. (1968). The p-hydroxycinnamyl compounds of Siam Benzoin gum. *Phytochemistry*, 7(1), 57–61.
10. Bruneton, J. (2009). Pharmacognosie, phytochimie, plantes médicinales (4th ed. p. 1292). Paris: Tec & Doc Lavoisier.
11. Kashio, M., & Johnson, D. V. (2001). Monograph on benzoin. Thailand: Food and Agriculture Organization of the United Nations Regional Office for Asia and the Pacific Bangkok.
12. Tchaplà A., Bleton J., Goursaud S., Méjanelle P. 1999. Contribution à la connaissance des substances organiques utilisées en Egypte ancienne. L'apport de techniques physico-chimiques d'analyse. In *Encyclopédie religieuse de l'Univers végétal. Croyances phytoreligieuses de l'Egypte ancienne*, Vol I > Orientalia Monspelienisia X: Montpellier; 445–487.
13. Pastorova, I., de Koster, C. G., & Boon, J. J. (1997). Analytical study of free and Ester bound benzoic and cinnamic acids of gum benzoin resins by GC–MS and HPLC–frit FAB–MS. *Phytochemical Analysis*, 8(2), 63–73.
14. Burger, P., Casale, A., Kerdudo, A., Michel, T., Laville, R., Chagnaud, F., & Fernandez, X. (2016). New insights in the chemical composition of benzoin balsams. *Food chemistry*, 210, 613-622.
15. Mezza, G. N., Borgarello, A. V., Grosso, N. R., Fernandez, H., Pramparo, M. C., & Gayol, M. F. (2018). Antioxidant activity of rosemary essential oil fractions obtained by molecular distillation and their effect on oxidative stability of sunflower oil. *Food chemistry*, 242, 9-15.
16. Abe, N., Murata, T., & Hirota, A. (1998). Novel DPPH radical scavengers, bisorbicillinol and demethyltrichodimerol, from a fungus. *Bioscience, biotechnology, and biochemistry*, 62(4), 661-666.
17. Blois, MS, Antioxidant determinations by the use of a stable free radical, *Nature* 181, 1958, 1199- 1200.
18. Jun, M., Fu, H. Y., Hong, J., Wan, X., Yang, C. S., & Ho, C. T. (2003). Comparison of antioxidant activities of isoflavones from kudzu root (*Pueraria lobata* Ohwi). *Journal of food science*, 68(6), 2117-2122.
19. Marjoni, M. R., & Zulfisa, A. (2017). Antioxidant activity of methanol extract/fractions of senggani leaves (*Melastoma candidum* D. Don). *Pharm Anal Acta*, 8(557), 2.
20. Lim, S., Choi, A. H., Kwon, M., Joung, E. J., Shin, T., Lee, S. G., Nam-Gil Kim & Kim, H. R. (2019). Evaluation of antioxidant activities of various solvent extract from *Sargassum serratifolium* and its major antioxidant components. *Food chemistry*, 278, 178-184.
21. Babahmad, R. A., Aghraz, A., Boutafda, A., Papazoglou, E. G., Tarantilis, P. A., Kanakis, C., Mohamed Hafidi, Yedir Ouhdouch, Abdelkader Outzourhit & Ouhammou, A. (2018). Chemical composition of essential oil of *Jatropha curcas* L. leaves and its antioxidant and antimicrobial activities. *Industrial crops and products*, 121, 405-410.

## **6. HALAMAN SCIMAGO**



SJR

Scimago Journal & Country Rank

Enter Journal Title, ISSN or Publisher Name



Home

Journal Rankings

Country Rankings

Viz Tools

Help

About Us

# Claim Your Free Trial

Open

American Journal Experts

## AIP Conference Proceedings

COUNTRY

United States

Universities and research institutions in United States

Media Ranking in United States

SUBJECT AREA AND CATEGORY

Physics and Astronomy  
└ Physics and Astronomy (miscellaneous)



PUBLISHER

American Institute of Physics

H-INDEX

# 75

### 16-18 March 2023

Once-in-a-lifetime Experience, No day at Expo is the same. Register Now for Free Entry

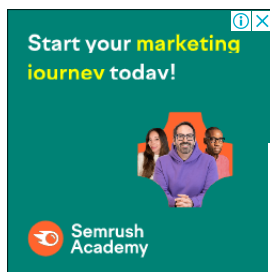
China Home

Open



Kelihatan Cuek Ternyata Beli Produk Kesehatan

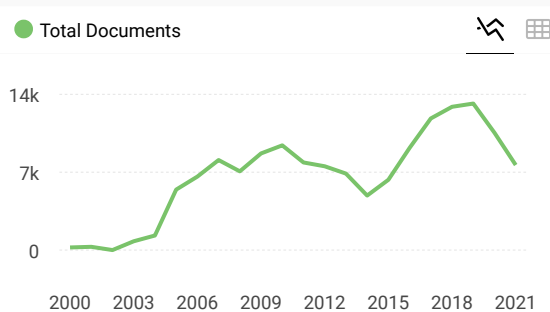
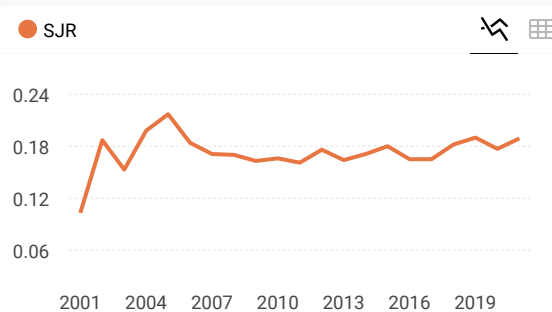
PUBLICATION TYPE	ISSN	COVERAGE	INFORMATION
Conferences and Proceedings	0094243X, 15517616	1973-1978, 1983-1984, 1993, 2000-2001, 2003-2021	<a href="#">Homepage</a> <a href="#">How to publish in this journal</a> <a href="mailto:confproc@aip.org">confproc@aip.org</a>



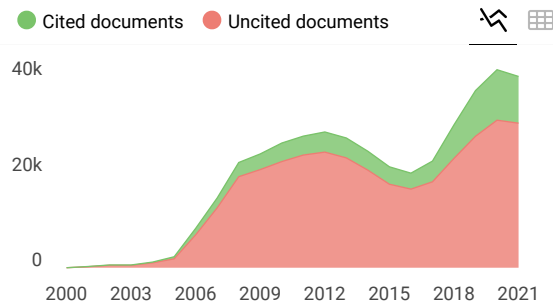
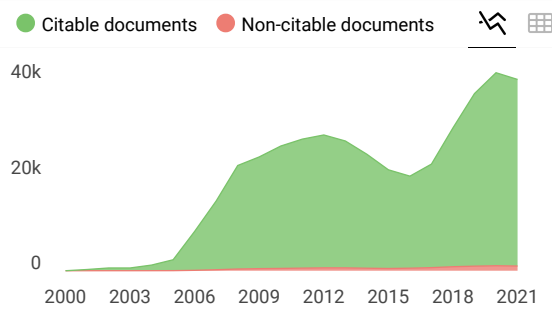
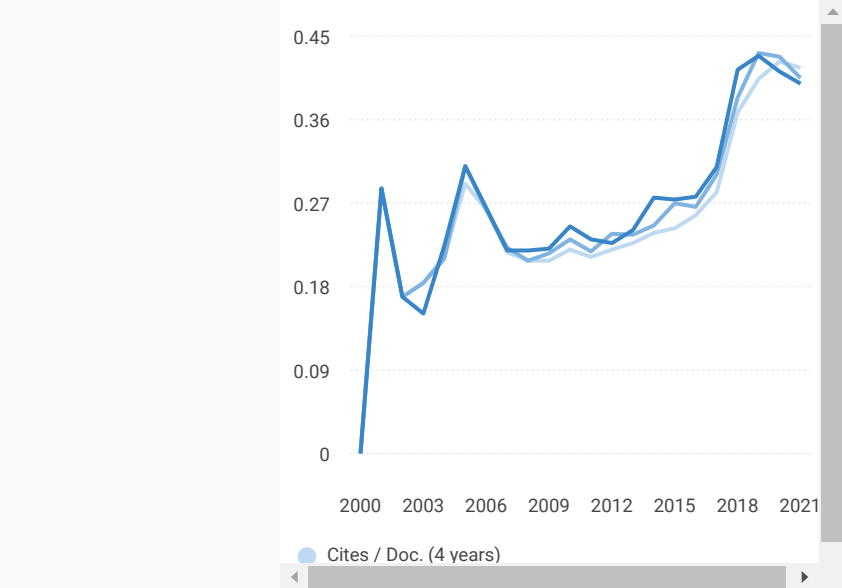
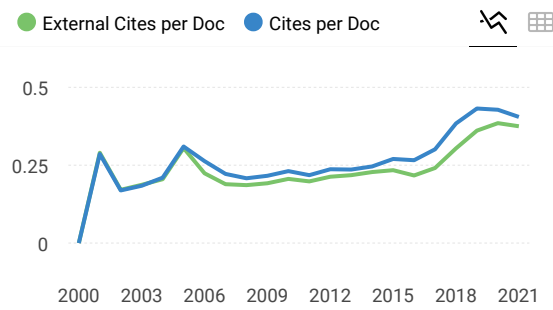
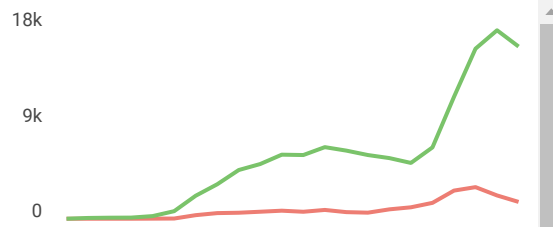
SCOPE

Today, AIP Conference Proceedings contain over 100,000 articles published in 1700+ proceedings and is growing by 100 volumes every year. This substantial body of scientific literature is testament to our 40-year history as a world-class publishing partner, recognized internationally and trusted by conference organizers worldwide. Whether you are planning a small specialist workshop or organizing the largest international conference, contact us, or read these testimonials, to find out why so many organizers publish with AIP Conference Proceedings.

Join the conversation about this journal







**AIP Conference Proceedings** ← Show this widget in your own website

Not yet assigned quartile

SJR 2021 **0.19**


powered by scimagojr.com

Just copy the code below and paste within your html code:

```
<a href="https://www.scimaç
```

**SCImago Graphica**

Explore, visually communicate and make sense of data with our **new data visualization tool.**



Metrics based on Scopus® data as of April 2022

## 7. HALAMAN SCOPUS



# Source details

## AIP Conference Proceedings

Scopus coverage years: from 1973 to 1978, from 1983 to 1984, 1993, from 2000 to 2001, from 2003 to Present

ISSN: 0094-243X E-ISSN: 1551-7616

Subject area: Physics and Astronomy: General Physics and Astronomy

Source type: Conference Proceeding

CiteScore 2021

0.8



SJR 2021

0.189



SNIP 2021

0.262



[View all documents >](#)

[Set document alert](#)

[Save to source list](#)

[CiteScore](#) [CiteScore rank & trend](#) [Scopus content coverage](#)

### i Improved CiteScore methodology



CiteScore 2021 counts the citations received in 2018-2021 to articles, reviews, conference papers, book chapters and data papers published in 2018-2021, and divides this by the number of publications published in 2018-2021. [Learn more >](#)

CiteScore 2021

$$0.8 = \frac{34,444 \text{ Citations 2018 - 2021}}{43,453 \text{ Documents 2018 - 2021}}$$

Calculated on 05 May, 2022

CiteScoreTracker 2022

$$0.7 = \frac{31,303 \text{ Citations to date}}{43,418 \text{ Documents to date}}$$

Last updated on 05 March, 2023 • Updated monthly

## CiteScore rank 2021

Category	Rank	Percentile
Physics and Astronomy		
General Physics and Astronomy	#194/240	19th

[View CiteScore methodology >](#) [CiteScore FAQ >](#) [Add CiteScore to your site](#)

---

## About Scopus

[What is Scopus](#)

[Content coverage](#)

[Scopus blog](#)

[Scopus API](#)

[Privacy matters](#)

## Language

[日本語版を表示する](#)

[查看简体中文版本](#)

[查看繁體中文版本](#)

[Просмотр версии на русском языке](#)

## Customer Service

[Help](#)

[Tutorials](#)

[Contact us](#)

---

## ELSEVIER

[Terms and conditions](#) ↗ [Privacy policy](#) ↗

Copyright © Elsevier B.V. ↗. All rights reserved. Scopus® is a registered trademark of Elsevier B.V.

We use cookies to help provide and enhance our service and tailor content. By continuing, you agree to the use of cookies ↗.

