



Enhance Your Research Horizon by Our Blog

07-05-2022

Enhance Your Research Horizon by Our Blog

Visit <https://innovareacademics.in/blog/> and learn how to write any post and publish it as a author (Totally Free of Cost).

For more and complete information, please click below on Read More

READ MORE >

Alert

2022-03-29

International Journal of Applied Pharmaceutics (Int J App Pharm) is a peer-reviewed, bimonthly (onward March 2017) open access journal devoted to the excellence and research in the pure pharmaceutics. This Journal publishes original research work that contributes significantly to further the scientific knowledge in conventional dosage forms, formulation development and characterization, controlled and novel drug delivery, biopharmaceutics, pharmacokinetics, molecular drug design, polymer-based drug delivery, nanotechnology, nanocarrier based drug delivery, novel routes and modes of delivery; responsive delivery systems, prodrug design, development and characterization of the targeted drug delivery systems, ligand carrier interactions etc. However, the other areas which are related to the pharmaceutics are also entertained includes physical pharmacy and API (active pharmaceutical ingredients) analysis. The Journal publishes original research work either as a Original Article or as a Short Communication. Review Articles on a current topic in the said fields are also considered for publication in the Journal.

Abstracting and Indexing

Google Scholar, Scopus, EMBASE, SCI mago (SJR), CNKI (China Knowledgege Resource Integrated Database), CAS, CASSI (American Chemical Society), Open-J-Gate, OAI, LOCKKS, OCLC (World Digital Collection Gateway), UIUC.

UGC Listed Journal

Most Viewed Articles

[DEVELOPMENT AND EVALUATION OF TIOCONAZOLE LOADED EMULGEL](#)

👁 719

[OVERVIEW ON FLOATING DRUG DELIVERY SYSTEM](#)

👁 599

[OCULAR DRUG DELIVERY SYSTEM: CHALLENGES AND APPROACHES](#)

👁 582

[PHARMACEUTICAL QUALITY AUDITS: A REVIEW](#)

👁 337

[FORMULATION AND EVALUATION OF TRANSDERMAL PATCHES OF PANTOPRAZOLE SODIUM](#)

👁 265



Online ISSN: 0975–7058



CONTINUED IN 2023

How we claim? [Click Scopus indexing IJAP 2023](#) to learn and understand

1.5 2021
CiteScore

42nd percentile

Powered by 





Plagiarism Check



Embase

It's Embase, Not Expanded Embase, [Learn in 1 Min](#)

MOST READ

[OVERVIEW ON FLOATING DRUG DELIVERY SYSTEM](#)

👁 989

[OCULAR DRUG DELIVERY SYSTEM: CHALLENGES AND APPROACHES](#)

👁 849

[PHARMACEUTICAL QUALITY AUDITS: A REVIEW](#)

👁 526

[FORMULATION AND EVALUATION OF TRANSDERMAL PATCHES OF PANTOPRAZOLE SODIUM](#)

👁 401

[DERMATOLOGIC GELS SPREADABILITY MEASURING METHODS COMPARATIVE STUDY](#)

👁 371

[Our Journals](#) || [Open Access Policy](#) || [Publication & Peer Review Policy](#) || [Publication Ethics](#)

The publication is licensed under a [Creative Commons License \(CC BY\)](#). [View Legal Code](#)

Copyright © 2021 All Rights Reserved, [Innovare Academic Sciences](#) | Powered By [CyberDairy](#)

[HOME](#) / [ARCHIVES](#) / Vol. 9, Special Issue (Oct.), 2017 [PTMDS 2017]

Vol. 9, Special Issue (Oct.), 2017 [PTMDS 2017]

The 1st Physics and Technologies in Medicine and Dentistry Symposium (PTMDS), Universitas Indonesia, Depok, Indonesia.

PUBLISHED: 30-10-2017

ORIGINAL ARTICLE(S)

EFFECT OF AMMONIUM HEXAFLUROSILICATE ON INHIBITING GROWTH OF VEILLONELLA PARVULA

ASBY NIA ANNISA, TUTWURI ANDAJANI, AGOENG TJAHAJANI SARWONO

1-2

 [VIEW ABSTRACT](#)

 [PDF](#)

 [DOWNLOAD PDF](#)

 [10.22159/ijap.2017.v9s1.02](https://doi.org/10.22159/ijap.2017.v9s1.02)

ANALYSIS OF THE INHIBITORY POTENTIAL OF STREPTOCOCCUS SALIVARIUS ISOLATED FROM ADULT SALIVA AND THE TONGUE DORSUM FOR THE GROWTH OF CANDIDA ALBICANS

NINDY FAIRISKA, BOY M BACHTIAR, FERRY P GULTOM

3-7

 [VIEW ABSTRACT](#)

 [PDF](#)

 [DOWNLOAD PDF](#)

 [10.22159/ijap.2017.v9s1.05](https://doi.org/10.22159/ijap.2017.v9s1.05)

ANALYSIS OF THE POTENTIAL OF STREPTOCOCCUS SALIVARIUS ISOLATED FROM THE SALIVA AND TONGUE DORSUM TO INHIBIT THE GROWTH OF FUSOBACTERIUM NUCLEATUM

AZZARA NURFITRI, HEDIJANTI JOENOS, BOY M BACHTIAR

8-12

 [VIEW ABSTRACT](#)

 [PDF](#)

 [DOWNLOAD PDF](#)

 [10.22159/ijap.2017.v9s1.06](https://doi.org/10.22159/ijap.2017.v9s1.06)

TOXICITY ANALYSIS OF RGD-CHITOSAN FROM SHRIMP SHELL SCAFFOLD MEMBRANES TOWARD HUMAN DENTAL PULP CELLS

MAULDINA SHABRINA, DEWI FATMA SUNIARTI, LISA R AMIR, ERIK IDRUS

13-16

[VIEW ABSTRACT](#)[PDF](#)[DOWNLOAD PDF](#)[doi](#) 10.22159/ijap.2017.v9s1.07_08

INFLUENCE OF GRAPE SEED EXTRACT SOLUTION ON MICROLEAKAGE BETWEEN COMPOSITE RESIN AND DENTIN

SONNY PRASETYO WARDOJO, RATNA MEIDYAWATI, MUNYATI USMAN

17-19

[VIEW ABSTRACT](#)[PDF](#)[DOWNLOAD PDF](#)[doi](#) 10.22159/ijap.2017.v9s1.09_10

THE EFFECT OF CURCUMA XANTHORRHIZA - ETHANOL EXTRACT TO BIOFILM FORMATION OF STREPTOCOCCUS MUTANS AND AGGREGATIBACTER ACTINOMYCETEMCOMITANS (DENTAL BIOFILM RESEARCH: IN VITRO STUDY)

FIDHIANISSA, HEDIJANTI JOENONES, ARIADNA A. DJAIS

20-22

[VIEW ABSTRACT](#)[PDF](#)[DOWNLOAD PDF](#)[doi](#) 10.22159/ijap.2017.v9s1.14_16

FORMULATION AND PHYSICAL STABILITY TEST OF GRISEOFULVIN MICROEMULSION GEL

ANINDYA HANA IRADHATI, MAHDI JUFRI

23-27

[VIEW ABSTRACT](#)[PDF](#)[DOWNLOAD PDF](#)[doi](#) 10.22159/ijap.2017.v9s1.22_27

EFFECTIVENESS OF A MEDICATION BOOKLET AND COUNSELING ON TREATMENT ADHERENCE IN TYPE 2 DIABETES MELLITUS PATIENTS

IIN PRESETIAWATI, RETNOSARI ANDRAJATI, RANI SAURIASARI

28-31

[VIEW ABSTRACT](#)[PDF](#)[DOWNLOAD PDF](#)[doi](#) 10.22159/ijap.2017.v9s1.24_29

TRANSFERSOME GEL FORMULATION OF AN ETHANOL EXTRACT OF APPLES (MALUS DOMESTICA MILL) CONTAINING ANTIOXIDANTS AND IN VITRO PENETRATION TESTING USING FRANZ DIFFUSION CELLS

NURARITA FADILA ZESIORANI, EFFIONORA ANWAR

32-37

[VIEW ABSTRACT](#)[PDF](#)[DOWNLOAD PDF](#)[doi](#) 10.22159/ijap.2017.v9s1.19_24

FORMULATION OF NIOSOMAL GEL CONTAINING GREEN TEA EXTRACT (CAMELLIA SINENSIS L. KUNTZE) USING THIN-LAYER HYDRATION

ASTRID PERMATASARI ISNAN, MAHDI JUFRI

38-43

 [VIEW ABSTRACT](#)

 [PDF](#)

 [DOWNLOAD PDF](#)

 [10.22159/ijap.2017.v9s1.23_28](https://doi.org/10.22159/ijap.2017.v9s1.23_28)

USING HAIR GROWTH ACTIVITY, PHYSICAL STABILITY, AND SAFETY TESTS TO STUDY HAIR TONICS CONTAINING ETHANOL EXTRACT OF LICORICE (GLYCYRRHIZA GLABRA LINN.)

SHEILA MEITANIA UTAMI, JOSHITA DJAJADISASTRA, FADLINA CHANY SAPUTRI

44-48

 [VIEW ABSTRACT](#)

 [PDF](#)

 [DOWNLOAD PDF](#)

 [10.22159/ijap.2017.v9s1.20_25](https://doi.org/10.22159/ijap.2017.v9s1.20_25)

FERMENTATION OF BIOETHANOL FROM THE BIOMASS HYDROLYZATE OF OIL PALM EMPTY FRUIT BUNCH USING SELECTED YEAST ISOLATES

HENDRIQ FAUZAN KUSFANTO, BAITHA PALANGGATAN MAGGADANI, HERMAN SURYADI

49-53

 [VIEW ABSTRACT](#)

 [PDF](#)

 [DOWNLOAD PDF](#)

 [10.22159/ijap.2017.v9s1.21_26](https://doi.org/10.22159/ijap.2017.v9s1.21_26)

EFFECT OF 70% ETHANOL EXTRACT OF ORTHOSIPHONIS STAMINEUS BENTH LEAVES ON THE PHARMACOKINETIC PARAMETERS OF FUROSEMIDE IN MALE WHITE RATS

RIANA MAYA OKTAVIANI, SANTI PURNA SARI, YAHDIANA HARAHAP

54-58

 [VIEW ABSTRACT](#)

 [PDF](#)

 [DOWNLOAD PDF](#)

 [10.22159/ijap.2017.v9s1.28_33](https://doi.org/10.22159/ijap.2017.v9s1.28_33)

THE EFFECT OF SECANG EXTRACT (CAESALPINIA SAPPAN LINN) ON THE WEIGHT AND HISTOLOGY APPEARANCE OF WHITE MALE RATS' HEARTS INDUCED BY ISOPROTERENOL

KRISTIANA NUGRAHENI, FADLINA CHANY SAPUTRI

59-62

 [VIEW ABSTRACT](#)

 [PDF](#)

 [DOWNLOAD PDF](#)

 [10.22159/ijap.2017.v9s1.35_41](https://doi.org/10.22159/ijap.2017.v9s1.35_41)

COST-EFFECTIVENESS ANALYSIS ON THE USE OF PARENTERAL NUTRITION WITH D10-CA GLUCONATE AND D5 1/4NS IN NORMAL-WEIGHT NEONATES WITH RESPIRATORY DISTRESS SYNDROME

FITRIA NINGSIH, RANI SAURIASARI, AGUSDINI BANUN SAPTANINGSIH

63-66

 [VIEW ABSTRACT](#)

 [PDF](#)

 [DOWNLOAD PDF](#)

 [10.22159/ijap.2017.v9s1.36_42](https://doi.org/10.22159/ijap.2017.v9s1.36_42)

FORMULATION AND PHYSICAL EVALUATION OF MICROEMULSION AND W/O/W MULTIPLE EMULSIONS DOSAGE FORMS WITH ALPHA ARBUTIN, LACTIC ACID, AND NIACINAMIDE AS SKIN-WHITENING COSMETICS

SILVIA SURINI, TINA MELLANI

67-70

 [VIEW ABSTRACT](#)

 [PDF](#)

 [DOWNLOAD PDF](#)

 [10.22159/ijap.2017.v9s1.39_45](https://doi.org/10.22159/ijap.2017.v9s1.39_45)

FORMULATION OF A FAST-DISINTEGRATING TABLET USING MALTODEXTRIN DE 10-15 AND PREGELATINIZED CASSAVA STARCH AS EXPEDIENTS

AHMAD ZAKI, EFFIONORA ANWA, SILVIA SURINI

71-73

 [VIEW ABSTRACT](#)

 [PDF](#)

 [DOWNLOAD PDF](#)

 [10.22159/ijap.2017.v9s1.40_46](https://doi.org/10.22159/ijap.2017.v9s1.40_46)

FORMULATION OF AN ANTI-WRINKLE HYDROGEL FACE MASK CONTAINING ETHANOL EXTRACT OF NONI FRUIT (MORINDA CITRIFOLIA L) FOR USE AS A NUTRACOSMECEUTICAL PRODUCT

SILVIA SURINI, ANNISA AULIYYA

74-76

 [VIEW ABSTRACT](#)

 [PDF](#)

 [DOWNLOAD PDF](#)

 [10.22159/ijap.2017.v9s1.41_47](https://doi.org/10.22159/ijap.2017.v9s1.41_47)

ENZYMATIC DEGRADATION OF CROSS-LINKED EXCIPIENT MATRIX OF CO-PROCESSED XANTHAN GUM-AMYLOSE AND DISSOLUTION PROFILE OF DICLOFENAC SODIUM TABLET

SILVIA SURINI, NURUL NIZMA, AZIZAHWATI AZIZAHWATI

77-84

 [VIEW ABSTRACT](#)

 [PDF](#)

 [DOWNLOAD PDF](#)

 [10.22159/ijap.2017.v9s1.42_48](https://doi.org/10.22159/ijap.2017.v9s1.42_48)

PARENTERAL ANTIBIOTIC USAGE PATTERNS AND EFFECTS OF INTRAVENOUS TO ORAL SWITCHING ON THE LENGTH AND COST OF HOSPITALIZATION

RENGGANIS PRANANDARI, SUDIBYO SUPARDI, RETNOSARI ANDRAJATI

85-89

 [VIEW ABSTRACT](#)

 [PDF](#)

 [DOWNLOAD PDF](#)

 [10.22159/ijap.2017.v9s1.44_50](https://doi.org/10.22159/ijap.2017.v9s1.44_50)

PARAMETER OPTIMIZATION AND VIRTUAL SCREENING INDONESIAN HERBAL DATABASE AS HUMAN IMMUNODEFICIENCY VIRUS -1 INTEGRASE INHIBITOR USING AUTODOCK AND VINA

ARRY YANUAR, REZI RIADHI SYAHDI, WIDYA DWI ARYATI

90-93

 [VIEW ABSTRACT](#)

 [PDF](#)

 [DOWNLOAD PDF](#)

 [10.22159/ijap.2017.v9s1.51_57](https://doi.org/10.22159/ijap.2017.v9s1.51_57)

PREDICTED BINDING MODE OF ANDROGRAPHOLIDE AND ITS DERIVATIVES BOUND TO PLASMODIUM FALCIPARUM GERANYLGERANYL PYROPHOSPHATE SYNTHASE

ANDRIANOPSYAH MAS JAYA PUTRA, CHAIDIR CHAIDIR, MUHAMMAD HANAFI, ARRY YANUAR

94-97

 [VIEW ABSTRACT](#)

 [PDF](#)

 [DOWNLOAD PDF](#)

 [10.22159/ijap.2017.v9s1.54_60](https://doi.org/10.22159/ijap.2017.v9s1.54_60)

ANDROGRAPHOLIDE AND ITS DERIVATIVE - A STORY OF ANTIMALARIAL DRUG DESIGN AND SYNTHESIS

ANDRIANOPSYAH MAS JAYA PUTRA, CHAIDIR, MUHAMMAD HANAFI, YUANJIANG PAN, ARRY YANUAR

98-101

 [VIEW ABSTRACT](#)

 [PDF](#)

 [DOWNLOAD PDF](#)

 [10.22159/ijap.2017.v9s1.55_61](https://doi.org/10.22159/ijap.2017.v9s1.55_61)

IN SILICO BINDING INTERACTION STUDY OF MEFENAMIC ACID AND PIROXICAM ON HUMAN ALBUMIN

JOSHITA DJAJADISASTRA, HAMKA DECKY PURNAMA, ARRY YANUAR

102-106

 [VIEW ABSTRACT](#)

 [PDF](#)

 [DOWNLOAD PDF](#)

 [10.22159/ijap.2017.v9s1.56_62](https://doi.org/10.22159/ijap.2017.v9s1.56_62)

OPTIMIZATION OF LUTEOLIN-LOADED TRANSFERSOME USING RESPONSE SURFACE METHODOLOGY

DAMAI RIA SETYAWATI, SILVIA SURINI, ETIK MARDLIYATI

107-111

 [VIEW ABSTRACT](#)

 [PDF](#)

 [DOWNLOAD PDF](#)

 [10.22159/ijap.2017.v9s1.64_71](https://doi.org/10.22159/ijap.2017.v9s1.64_71)

EFFECT OF HYDROPHILICITY SURFACTANTS TOWARD CHARACTERIZATION AND IN VITRO TRANSFERSOMES PENETRATION IN GELS USING FRANZ DIFFUSION TEST

WIRANTI ANGGRAINI, ERNY SAGITA, ISKANDARSYAH ISKANDARSYAH

112-115

 [VIEW ABSTRACT](#)

 [PDF](#)

 [DOWNLOAD PDF](#)

 [10.22159/ijap.2017.v9s1.67_74](https://doi.org/10.22159/ijap.2017.v9s1.67_74)

IN VITRO PENETRATION TESTS OF TRANSETHOSOME GEL PREPARATIONS CONTAINING CAPSAICIN

NURAINI AZIZAH, ERNY SAGITA, ISKANDARSYAH ISKANDARSYAH

116-119

 [VIEW ABSTRACT](#)

 [PDF](#)

 [DOWNLOAD PDF](#)

 [10.22159/ijap.2017.v9s1.68_75](https://doi.org/10.22159/ijap.2017.v9s1.68_75)

PENETRATION TEST OF CAFFEINE IN ETHOSOME AND DESMOSOME GEL USING AN IN VITRO METHOD

ISKANDARSYAH ISKANDARSYAH, ALVINA WIJAYA PUTERI, ERNYSAGITA ERNYSAGITA

120-123

 [VIEW ABSTRACT](#)

 [PDF](#)

 [DOWNLOAD PDF](#)

 [10.22159/ijap.2017.v9s1.69_76](https://doi.org/10.22159/ijap.2017.v9s1.69_76)

PHYSICAL STABILITY TESTING OF P-SYNEPHRINE PREPARED AS TRANSFERSOME GEL

AMELIA LUTHFIAH, ERNY SAGITA, ISKANDARSYAH ISKANDARSYAH

124-126

 [VIEW ABSTRACT](#)

 [PDF](#)

 [DOWNLOAD PDF](#)

 [10.22159/ijap.2017.v9s1.70_77](https://doi.org/10.22159/ijap.2017.v9s1.70_77)

EFFECT OF OPTIMIZATION OF TWEEN 80 AND PROPYLENE GLYCOL AS A SURFACTANT AND COSURFACTANT ON THE PHYSICAL PROPERTIES OF ASPIRIN MICROEMULSION

KORI YATI, YUDI SRIFIANA, FARENSYAH PUTRA

127-129

 [VIEW ABSTRACT](#)

 [PDF](#)

 [DOWNLOAD PDF](#)

 [10.22159/ijap.2017.v9s1.71_78](https://doi.org/10.22159/ijap.2017.v9s1.71_78)



STABILITY OF ANTI-ACNE NIOSOME GELS CONTAINING BETEL LEAF (PIPER BETLE L.) ESSENTIAL OIL

MAHDI JUFRI, MUTHAHARRAH . ., ELSA HUMAIRAH, ERNIE HERMAWATI PURWANINGSIH

130-134

 [VIEW ABSTRACT](#)

 [PDF](#)

 [DOWNLOAD PDF](#)

 [10.22159/ijap.2017.v9s1.72_79](https://doi.org/10.22159/ijap.2017.v9s1.72_79)

STUDIES ON THE FORMULATION, PHYSICAL STABILITY, AND IN VITRO ANTIBACTERIAL ACTIVITY OF TEA TREE OIL (MELALEUCA ALTERNIFOLIA) NANOEMULSION GEL

APRILLA WULANSARI, MAHDI JUFRI, ANGKY BUDIANTI

135-139

 [VIEW ABSTRACT](#)

 [PDF](#)

 [DOWNLOAD PDF](#)

 [10.22159/ijap.2017.v9s1.73_80](https://doi.org/10.22159/ijap.2017.v9s1.73_80)

PHYSICAL STABILITY AND ANTIOXIDANT ACTIVITY ASSAY OF A NANOEMULSION GEL FORMULATION CONTAINING TOCOTRIENOL

MENTARI MAYANG SUMINAR, MAHDI JUFRI

140-143

 [VIEW ABSTRACT](#)

 [PDF](#)

 [DOWNLOAD PDF](#)

 [10.22159/ijap.2017.v9s1.74_81](https://doi.org/10.22159/ijap.2017.v9s1.74_81)

DETERMINATION OF LEVELS OF GLUCOSAMINE HYDROCHLORIDE AND CHONDROITIN SULFATE IN MIXTURES IN TABLET AND CREAM FORMS USING HIGH-PERFORMANCE LIQUID CHROMATOGRAPHY WITH FLUORESCENCE

HARMITA HARMITA, CATUR JATMIKA, MUFID IDAN NUGRAHA

144-149

 [VIEW ABSTRACT](#)

 [PDF](#)

 [DOWNLOAD PDF](#)

 [10.22159/ijap.2017.v9s1.75_82](https://doi.org/10.22159/ijap.2017.v9s1.75_82)

EVALUATING OF EFFERVESCENT TABLETS CONTAINING GRAPE SEED (VITIS VINIFERA L.) EXTRACT AS A NUTRACEUTICAL

SILVIA SURINI, MUTIAH RAKHMA WISNU WARDANI, ERNY SAGITA

150-153

 [VIEW ABSTRACT](#)

 [PDF](#)

 [DOWNLOAD PDF](#)

 [10.22159/ijap.2017.v9s1.76_83](https://doi.org/10.22159/ijap.2017.v9s1.76_83)

FAST-DISINTEGRATING TABLET FORMULATION OF GINGER (ZINGIBER OFFICINALE ROSC.) EXTRACT USING COPROCESSED EXCIPIENT OF PRE-GELATINIZED CASSAVA STARCH-ACACIA GUM

BAGINDA SATI PITUANAN, SILVIA SURINI

154-158

 [VIEW ABSTRACT](#)

 [PDF](#)

 [DOWNLOAD PDF](#)

 [10.22159/ijap.2017.v9s1.77_84](https://doi.org/10.22159/ijap.2017.v9s1.77_84)

FORMULATION OF MULBERRY LEAF (MORUS ALBA L.) EXTRACT HYDROGEL BEADS USING CROSS-LINKED PECTIN

SILVIA SURINI, DEFIRA METHA DIANDRA

159-162

 [VIEW ABSTRACT](#)

 [PDF](#)

 [DOWNLOAD PDF](#)

 [HTML](#)

 [10.22159/ijap.2017.v9s1.78_85](https://doi.org/10.22159/ijap.2017.v9s1.78_85)

ANALYTICAL VALIDATION OF CLOPIDOGREL IN HUMAN PLASMA THROUGH ULTRAHIGH PERFORMANCE LIQUID CHROMATOGRAPHY-TANDEM MASS SPECTROMETRY

YAHDIANA HARAHAH, INNET MAYSYARAH

163-167

 [VIEW ABSTRACT](#)

 [PDF](#)

 [DOWNLOAD PDF](#)

 [10.22159/ijap.2017.v9s1.79_86](https://doi.org/10.22159/ijap.2017.v9s1.79_86)

SIMULTANEOUS ANALYTICAL METHOD DEVELOPMENT OF 6-MERCAPTOPYRIMIDINE AND 6-METHYLMERCAPTOPYRIMIDINE IN DRIED BLOOD SPOT USING ULTRA PERFORMANCE LIQUID CHROMATOGRAPHY TANDEM MASS SPECTROMETRY

MARLINA IKA, RIZKA ANDALUSIA, SUPANDI SUPANDI, YAHDIANA HARAHAH

168-171

[VIEW ABSTRACT](#)[PDF](#)[DOWNLOAD PDF](#)[doi](#) 10.22159/ijap.2017.v9s1.80_87

COST ANALYSIS OF TAXANE-BASED AND CISPLATIN-BASED CHEMOTHERAPY REGIMENS FOR EPITHELIAL OVARIAN CANCER IN DHARMAIS NATIONAL CANCER HOSPITAL

BAMBANG DWIPOYONO, SEPTYANA CHOIRUNISA, MARDIATI NADJIB, AMAL C SJAAF

172-175

[VIEW ABSTRACT](#)[PDF](#)[DOWNLOAD PDF](#)[doi](#) 10.22159/ijap.2017.v9s1.82_89

EFFICACY OF MOUTH RINSE FORMULATION BASED ON CETYLPYRIDINIUM CHLORIDE 0.1% IN THE CONTROL OF DENTAL CALCULUS BUILDUP

DIAH AYU MAHARANI, ALIA RAMADHANI, MELISSA ADIATMAN, YUNIARDINI SEPTORINI WIMARDHANI, LINDA KUSDHANY, ANTON RAHARDJO, IZZET YAVUZ

176-180

[VIEW ABSTRACT](#)[PDF](#)[DOWNLOAD PDF](#)[doi](#) 10.22159/ijap.2017.v9s1.84_91

Online ISSN: 0975–7058

INDEXED By
Scopus[®]**CONTINUED IN 2023**How we claim? [Click Scopus indexing IJAP 2023](#) to learn and understand1.5 2021
CiteScore

42nd percentile

Powered by **Scopus**



Plagiarism Check



Embase

It's Embase, Not Expanded Embase, [Learn in 1 Min](#)

MOST READ

[OVERVIEW ON FLOATING DRUG DELIVERY SYSTEM](#)

👁 989

[OCULAR DRUG DELIVERY SYSTEM: CHALLENGES AND APPROACHES](#)

👁 849

[PHARMACEUTICAL QUALITY AUDITS: A REVIEW](#)

👁 526

[FORMULATION AND EVALUATION OF TRANSDERMAL PATCHES OF PANTOPRAZOLE SODIUM](#)

👁 401


[DERMATOLOGIC GELS SPREADABILITY MEASURING METHODS COMPARATIVE STUDY](#)

👁 371

[Our Journals](#) || [Open Access Policy](#) || [Publication & Peer Review Policy](#) || [Publication Ethics](#)

The publication is licensed under a [Creative Commons License](#) (CC BY). [View Legal Code](#)

Copyright © 2021 All Rights Reserved, [Innovare Academic Sciences](#) | Powered By [CyberDairy](#)



[HOME](#) / Editorial Board

Editorial Board

Editor-in-Chief

[Dr. Gaurav Kant Saraogi](#)

Sri Aurobindo Institute of Pharmacy, Indore-Ujjain State Highway, Indore, Madhya Pradesh, India
Email: editor@ijaponline.org, gauravsaraogi13@gmail.com

Associate Editors

[Dr. Genta Ida](#)

Department of Drug Sciences, University of Pavia, Italy
Email: ida.genta@unipv.it

Assistant Editors

[Dr. Awesh Kumar Yadav](#)

National Institute of Pharmaceutical Education and Research Raebareli, Uttar Pradesh, India
Email: aweshyadav@gmail.com

[Dr. Arvind Gulbake](#)

National Institute of Pharmaceutical Education and Research: Changsari, Assam, India
Email: arvind.gulbake@gmail.com

Editorial Members

[Dr. Kailash C. Petkar](#)

Scientist 'C', Government of India, DSIR, Min. of Science and Technology, New Delhi, India
Email: petkar.kailash@gmail.com

[Dr. Tarang Nema](#)

International Flavours and Fragrances, Singapore

[Dr. Carlotta Marianecchi](#)

Dipartimento di Chimica e Tecnologie del Farmaco, Sapienza Università di Roma, Rome, Italy

[Dr. Manoj Nahar](#)

Sun Pharmaceutical Industries Limited, Vadodara, Gujarat, India

Email: mnjnahar@yahoo.co.in

[Dr. Tarek Abdelnapy Ahmed](#)

Department of Pharmaceutics and Industrial Pharmacy, Faculty of Pharmacy, KAU, Jeddah, KSA

Email: dr_tarek_nour@yahoo.com

[Dr. Elizabeth Igne Ferreira](#)

Faculty of Pharmaceutical Sciences, University of Sao Paulo, Brazil

Email: elizabeth.igne@gmail.com

[Dr. Surya Prakasarao Kovvasu](#)

Western University of Health Sciences, Pomona, California, USA

Email: skovvasu@westernu.edu

[Dr. N. Kanagathara](#)

Saveetha School of Engineering, Saveetha University, Chennai, India

Email: kanagathara23275@gmail.com

[Dr. Mohammed Elmowafy Gomaa Aburaia](#)

Department of Pharmaceutics, College of Pharmacy, Jouf University, Saudi Arabia

Email: melmowafy@ju.edu.sa

[Dr. Liang Chen](#)

Wenzhou Medical University, Wenzhou, P. R. China

Email: cheng_zhuan0101@wuxibiologics.com

[Dr. Franca Castiglione](#)

Department "G. Natta", Politecnico di Milano, Italy

Email: franca.castiglione@polimi.it

[Dr. Iman Emam Omar Gomaa](#)

Faculty of Pharmacy, University for Modern Sciences and Arts (MSA)" Cairo - Egypt

Email: igomaa@msa.eun.eg

[Dr. Basant Amarji](#)

UIPS, Punjab University, Chandigarh, Punjab, India

Email: basantamarji@gmail.com

[Dr. Rabab Kamel](#)

Pharmaceutical Technology Department, National Research Centre, Egypt

Email: drrababk@hotmail.com

[Dr. Satish Shilpi](#)

Ravishankar College of Pharmacy, Bhopal, MP, India

Email: shilpisatish@gmail.com

[Dr. Umeyor Chukwuebuka Emmanuel](#)

Faculty of Pharmaceutical Sciences, Nnamdi Azikiwe University, Awka, Anambra State, Nigeria

Email: ec.umeyor@unizik.edu.ng

[Dr. Yosra S.R. Elnaggar](#)

Faculty of Pharmacy and Drug Manufacturing, Pharos University, Alexandria, Egypt

Email: yosra_pharm@yahoo.com

[Dr. Sumeet Kapoor](#)

IIT New Delhi, India

Email: s.kapooriitd@gmail.com



Online ISSN: 0975–7058

INDEXED By
Scopus

CONTINUED IN 2023

How we claim? [Click Scopus indexing IJAP 2023](#) to learn and understand

1.5 2021
CiteScore

42nd percentile

Powered by **Scopus**



Plagiarism Check



Embase

It's Embase, Not Expanded Embase, [Learn in 1 Min](#)

MOST READ

[OVERVIEW ON FLOATING DRUG DELIVERY SYSTEM](#)

👁 989

[OCULAR DRUG DELIVERY SYSTEM: CHALLENGES AND APPROACHES](#)

👁 849

[PHARMACEUTICAL QUALITY AUDITS: A REVIEW](#)

👁 526

[FORMULATION AND EVALUATION OF TRANSDERMAL PATCHES OF PANTOPRAZOLE SODIUM](#)

👁 401

[DERMATOLOGIC GELS SPREADABILITY MEASURING METHODS COMPARATIVE STUDY](#)

👁 371

[Our Journals](#) || [Open Access Policy](#) || [Publication & Peer Review Policy](#) || [Publication Ethics](#)

The publication is licensed under a [Creative Commons License](#) (CC BY). [View Legal Code](#)

Copyright © 2021 All Rights Reserved, [Innovare Academic Sciences](#) | Powered By [CyberDairy](#)

EFFECT OF OPTIMIZATION OF TWEEN 80 AND PROPYLENE GLYCOL AS A SURFACTANT AND COSURFACTANT ON THE PHYSICAL PROPERTIES OF ASPIRIN MICROEMULSION

KORI YATI*, YUDI SRIFIANA, FARENSYAH PUTRA

Department of Pharmacy, Faculty of Pharmacy and Science, University of Muhammadiyah, Jakarta, Indonesia. Email: koriyati@ymail.com

Received: 21 April 2017, Revised and Accepted: 13 July 2017

ABSTRACT

Background: Aspirin is recommended as a first-line antiplatelet drug for all types of acute diseases that cause thrombosis in the blood vessel, especially in cardiovascular disease. Orally administered aspirin has side effects such as the risk of gastrointestinal bleeding and has presystemic metabolism in the gastrointestinal tract and liver. Transdermal delivery offers an alternative for administering aspirin that by passes the gut and this may be more convenient and safe for long-term use. This study used a form of microemulsion to prevent hydrolysis of aspirin because it contains a high concentration of the surfactant. A microemulsion is a dosage form that can penetrate into the skin for transdermal delivery.

Objectives: The aim of this research was to evaluate the effect of Tween 80 and propylene glycol as the surfactant and cosurfactant on the physical stability of the microemulsion.

Materials and Methods: Various concentrations of Tween 80 and propylene glycol (2:1) were used 54%, 57%, 60%, and 63%, and the physical stability of the different microemulsions was tested for 6 weeks.

Result: The results showed that the formula F3 was the most stable formula. The formula F3 showed the following properties such as pH of 3.74 ± 0.30 , viscosity of 1198.76 ± 56.02 cps, BJ of 1.0669 ± 0.005 g/mL, surface tension of 38.77 ± 0.43 dyne/cm, and particle size of 49.46 ± 6.91 nm.

Conclusions: Based on the results concluded that the optimum concentration of Tween 80 as the surfactant and propylene glycol as the cosurfactant with a ratio of 2:1 was 60%.

Keywords: Aspirin, Transdermal, Microemulsions, Tween 80.

© 2017 The Authors. Published by Innovare Academic Sciences Pvt Ltd. This is an open access article under the CC BY license (<http://creativecommons.org/licenses/by/4.0/>) DOI: http://dx.doi.org/10.22159/ijap.2017.v9s1.71_78

INTRODUCTION

Aspirin is a nonsteroidal anti-inflammatory drug that is efficient as an antiplatelet because it can inhibit the activity of the enzyme cyclooxygenase in platelets. Orally administered aspirin has side effects such as the risk of gastrointestinal bleeding and has presystemic metabolism in the gastrointestinal tract and liver. This situation is exacerbated by the continued use of aspirin that can cause serious side effects in the gastrointestinal tract. In view of the poor effectiveness of oral administration, a transdermal drug delivery system is an alternative method that can improve the effectiveness of aspirin use [1,2]. Transdermal delivery by passes the gut and may, therefore, be more convenient and safe for long-term use. A microemulsion is a dosage form used for penetration in transdermal delivery. It contains a surfactant, so it is fine when formulated with aspirin because aspirin is a drug that can be hydrolyzed in the presence of water. The presence of a surfactant can prevent hydrolysis of aspirin by protecting it in micelles that can obstruct the entry of hydroxyl groups that attack the ester groups [3].

The surfactants used in this study were Tween 80. Surfactants help in forming oil-in-water microemulsions with a cosurfactant, which improves the solubilization. Short to medium chain length alcohols (C3-C8) are commonly added as cosurfactants, which further reduce the interfacial tension and fluidity of the interface. This study used propylene glycol as the cosurfactant. The aim of this study was to investigate the effect of Tween 80 and propylene glycol as a surfactant and cosurfactant on the physical properties of aspirin microemulsions.

MATERIALS AND METHODS

Materials

Aspirin was purchased from of Yixing City, Xingyu. Virgin coconut oil was purchased from LIPI Cibinong, Bogor. Tween 80 was purchased from PT. KAO Chemical. Propylene glycol was purchased from PT. Dow Chemical Pacific. Methylparaben and Propylparaben were purchased from PT. Clariant.

Pseudoternary phase diagram construction

For preparing the microemulsion first, preliminary experiments were first carried out using pseudoternary phase diagrams. In the preliminary experiments, the microemulsion formula was optimized with virgin coconut oil as the oil phase, a combination of Tween 80 and propylene glycol (2:1) as the surfactant and cosurfactant, and distilled water as the aqueous phase.

Preparation of aspirin microemulsions

Various microemulsions were chosen from the pseudoternary phase diagrams. The concentration of virgin coconut oil was 5%, and combination (54%, 57%, 60%, and 63%) of Tween 80, and propylene glycol (2:1) concentrations were used. Aspirin was dispersed in the virgin coconut oil as the oil phase and then added to a mixture of distilled water and Tween 80. Then, propylene glycol was added to form a clear and homogeneous mixture (Table 1).

Organoleptic

Organoleptic includes observation of the shape, clarity, and smell. Observations were carried out for 6 weeks, on weeks 0, 3, and 6.

Determination of pH

pH measurement was performed using a pH meter, and observations were carried out for 6 weeks, on weeks 0, 3, and 6, at room temperature [4].

Density measurement

Density was measured using a pycnometer. Observations were carried out for 6 weeks, on weeks 0, 3, and 6.

Viscosity measurement

Measurements were carried out using a Brookfield viscometer LVDV-E with spindle number 3 at a speed of 30 rpm for 6 weeks, on weeks 0, 3, and 6.

Particle size measurements

The particle size was measured using a nanoparticle size analyzer. The solution was placed in a cuvette that was inserted into the sample holder.

Surface tension measurement

This measurement was carried out for 6 weeks, every week to 0, 3, and 6 at room temperature. The surface tension was measured using a tensiometer with Du Nouy method [5].

Phase separation

The aspirin microemulsions were centrifuged at 3750 rpm for 5 hrs at room temperature, and then, the phase changes were observed. The aspirin microemulsions were also subjected to a freeze-thaw test at 4°C and 45°C to observe the phase separation that occurs.

Data analysis

The data were statistically tested included with two-way analysis of variance (ANOVA) with a 95% confidence level, to determine significant differences between the formula test results.

RESULTS AND DISCUSSION

Preparation of aspirin microemulsions

The results showed that the formula produces a clear microemulsion is virgin coconut oil (5%) as the oil phase, a combination of Tween 80 and propylene glycol as the surfactant and cosurfactant (2:1) (54%, 57%, 60%, and 63%), and distilled water up to 100%. The microemulsion could be held steady during the observation time of 1 week.

Organoleptic

Based on organoleptic observations for 6 weeks, only the F1 formula was physically opaque since the 1st week. In contrast, the formulas F2, F3, and F4 showed no change, indicating that these three formulas have good stability during storage (Table 2).

Density measurement

The 6 weeks observations revealed that a higher surfactant concentration leads to a higher density (Fig. 1). Further, with a higher surfactant concentration, the solubilization process will increase owing to the increase in the micellar concentration [3]. This makes the microemulsions clear, with smaller particles, so that the density increases.

Determination of pH

Results of pH measurement for 6 weeks showed a decrease in pH during storage (Fig. 2). A higher surfactant concentration led to higher pH of the microemulsions. This probably because the formation of micelles with higher surfactant concentration also increased, and thus, more of the aspirin can be protected in the micelles and hydrolysis can be decreased. In contrast, for F1 and F2 with a smaller concentration of surfactant, much of the aspirin was hydrolyzed to salicylic acid and acetic acid, thus decreasing the pH of the microemulsions.

Surface tension measurement

The measurement results showed that with increasing surfactant and cosurfactant concentrations, the surface tension is lower (Fig. 3). Theoretically, increases in the surfactant concentration will cause a

Table 1: Formula of aspirin microemulsions

Materials	Formula (%)				Function
	F1	F2	F3	F4	
Aspirin	3	3	3	3	API
Virgin coconut oil	5	5	5	5	Oil phase
Tween 80	36	38	40	42	Surfactant
Propylene glycol	18	19	20	21	Cosurfactant
Nipagin	0.18	0.18	0.18	0.18	Preservative
Nipasol	0.02	0.02	0.02	0.02	Preservative
Distilled water ad	100	100	100	100	Water phase

API: Active pharmaceutical ingredient

Table 2: Organoleptic observations of aspirin microemulsions

Formula	Organoleptic	Time (week)		
		0	3	6
F1	smell	sp	sp	sp
	clarity	O	o	o
	shape	flu	flu	flu
F2	smell	sp	sp	sp
	clarity	c	c	c
	shape	flu	flu	flu
F3	smell	sp	sp	sp
	clarity	c	c	c
	shape	flu	flu	flu
F4	smell	Sp	sp	sp
	clarity	c	c	c
	shape	flu	flu	flu

flu: Fluidity, sp: Specific; o: Opaque, c: Clear

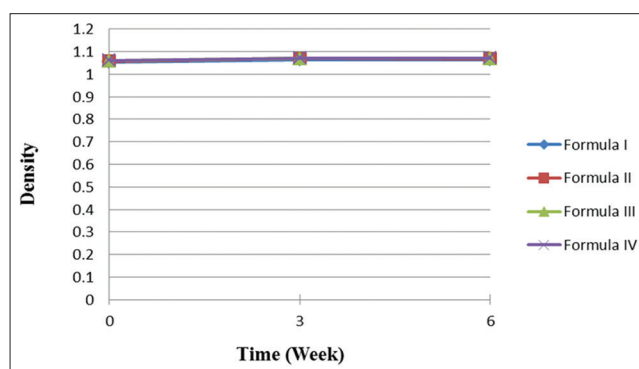


Fig. 1: Graph of density measurement

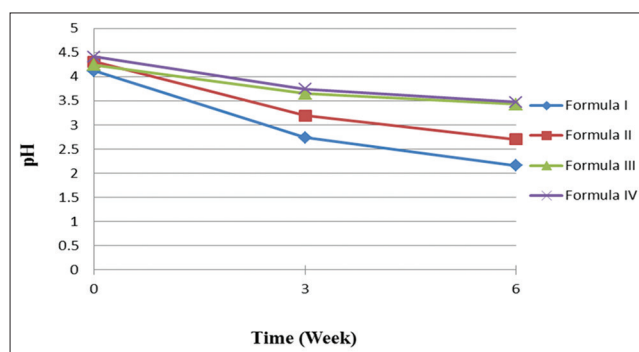


Fig. 2: Differences in pH of four formulas within 6 weeks storage

decrease in the surface tension [6]. From the graph, we can see that the formula F3 tends to be more stable than the other formulas.

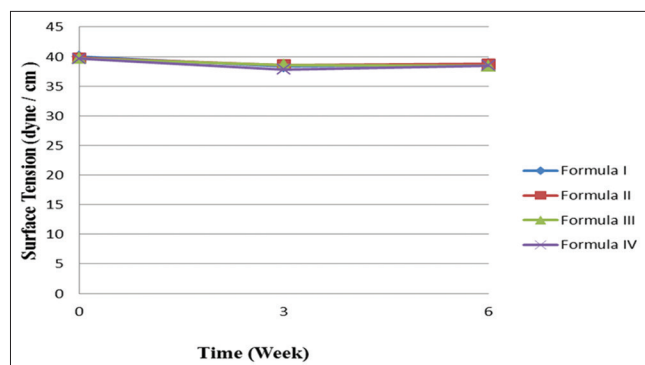


Fig. 3: Graph of surface tension measurement

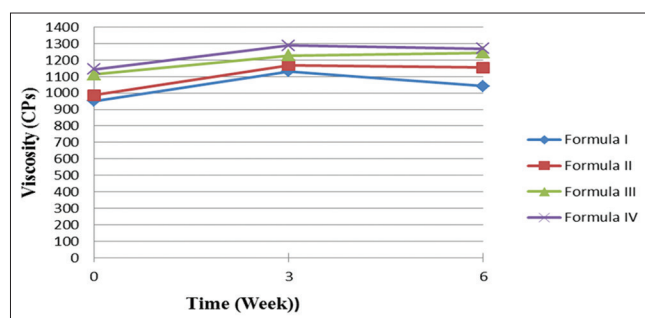


Fig. 4: Graph of viscosity measurements

Viscosity measurements

The viscosity measurement results showed that with increasing surfactant concentration, the viscosity of the microemulsion also increases (Fig. 4). Theoretically, with higher emulsifier concentration, the viscosity also increases [6]. From the graph, it can be seen that the formula F3 tends to be more stable than the others.

Phase separation

Results of the centrifugation test conducted at a speed of 3750 rpm for 5 hrs are listed in Table 3. From these observations, only the F1 formula exhibits separation with the formation of creaming. For F2, F3, and F4, no occurrence of separation was observed, which indicates that these are fairly stable microemulsions. Centrifugation at 3750 rpm for 5 hrs is equivalent to the effect of gravity for about 1 year [3]. Results of the freeze-thaw cycles conducted for 6 cycles are listed in Table 4.

At a temperature of 45°C, the F1 formula underwent phase separation in the 1st cycle, as seen with the formation of creaming at the top of the microemulsion. For formula F2, phase separation occurs in the 3rd cycle, as also seen with the formation of creaming at the top of the microemulsion. For formulas F3 and F4, there is no visible occurrence of phase separation. This suggests that these formulas are stable to changes in extreme temperatures.

Particle size measurement

The particle size of the F3 microemulsion was measured, which is considered the most stable as seen from the evaluation results of organoleptic, pH, viscosity, surface tension, freeze-thaw, and centrifugation tests. The results of the particle size measurement are presented in Table 5.

The results show that the F3 formula particles had an average diameter of 49.46±6.91 nm. This is proved that the F3 aspirin microemulsion met

Table 3: Centrifugation of aspirin microemulsions

Formula	Speed (3750 rpm)
F1	+
F2	-
F3	-
F4	-

(+): The separation occurs, (-): The separation does not occur

Table 4: Results of freeze-thaw cycles

Cycles	Temperature	F1			F2			F3			F4		
		A	B	C	A	B	C	A	B	C	A	B	C
1	4°C	-	-	-	-	-	-	-	-	-	-	-	-
	45°C	+	+	+	-	-	-	-	-	-	-	-	-
2	4°C	+	+	+	-	-	-	-	-	-	-	-	-
	45°C	+	+	+	+	-	-	-	-	-	-	-	-
3	4°C	+	+	+	+	-	-	-	-	-	-	-	-
	45°C	+	+	+	+	+	+	-	-	-	-	-	-
4	4°C	+	+	+	+	+	+	-	-	-	-	-	-
	45°C	+	+	+	+	+	+	-	-	-	-	-	-
5	4°C	+	+	+	+	+	+	-	-	-	-	-	-
	45°C	+	+	+	+	+	+	-	-	-	-	-	-
6	4°C	+	+	+	+	+	+	-	-	-	-	-	-
	45°C	+	+	+	+	+	+	-	-	-	-	-	-

(+): The separation occurs, (-): The separation does not occur

Table 5: Particle size measurement of aspirin microemulsion

Formula	Particle size diameter (nm)	PI
F3	42.8	11.967
	56.6	14.995
	49.0	18.309
Average	49.46±6.91	15.09±3.17

PI: Polydispersity index

the particle size requirements. However, more research is needed on the pH of the aspirin microemulsions, to obtain the ideal pH preparations. It is also necessary to test the physical and chemical stability of the aspirin microemulsion.

CONCLUSION

The results of this research indicated that the optimal concentration of Tween 80 as a surfactant and propylene glycol as a cosurfactant (2:1) is 60%. This microemulsion formula exhibited a pH value of 3.74±0.30 pH, viscosity of 1198.76±56.02 cps, BJ of 1.0669±0.005 g/mL, surface tension of 38.77±0.43 dyne/cm, and particle size of 49.46±6.91 nm.

REFERENCES

1. Ammar HO, Ghorab M, El-Nahhas SA, Kamel R. Design of a transdermal delivery system for aspirin an antithrombotic drug. *Int J Pharm* 2006;327(1-2):81-8.
2. Kogan A, Garti N. Microemulsions as transdermal drug delivery vehicles. *Adv Colloid Interface Sci* 2006;123-126:369-85.
3. Khar RK, Vyas SP, Ahmad FJ, Jain GK. *Lachman/Lieberman's the Theory and Practice of Industrial Pharmacy*. 4th ed. India: CBS Publishers and Distribution; 2013.
4. Department of Health. *Farmakope Indonesia IV*. Jakarta: Department of Health; 1995.
5. Noerono S. *Buku Pelajaran Teknologi Farmasi*. Yogyakarta: Universitas Gajah Mada Press; 1994.
6. Rowe RC, Paul JS, Quinn ME. *Handbook of Pharmaceutical Excipient*. 6th ed. Washington, DC, Grayslake: Pharmaceutical Press and American Pharmacists Association; 2009.



SJR

Scimago Journal & Country Rank

Enter Journal Title, ISSN or Publisher Name



Home

Journal Rankings

Country Rankings

Viz Tools

Help

About Us


Nursing Research Manuscript


Hindawi

International Journal of Applied Pharmaceutics

COUNTRY

India

 Universities and research institutions in India

 Media Ranking in India

SUBJECT AREA AND CATEGORY

Pharmacology, Toxicology and Pharmaceutics
└─ Pharmaceutical Science
└─ Pharmacology, Toxicology and Pharmaceutics (miscellaneous)

PUBLISHER

International Journal of Applied Pharmaceutics

H-INDEX

20



Sigma-Aldrich.

MISSION® esiRNA

Complexity OA & Peer Reviewed

Peer Reviewed,
Online & OA.
Learn More On
How To Publish
Your Next Paper
With Hindawi

Hindawi

PUBLICATION TYPE

Journals

ISSN

09757058

COVERAGE

2011-2021



SCOPE

Information not localized

 Join the conversation about this journal



Quartiles



FIND SIMILAR JOURNALS ?

1
**Asian Journal of
 Pharmaceutical and Clinical**
 IND

56%
 similarity

2
**International Journal of Drug
 Delivery Technology**
 IND

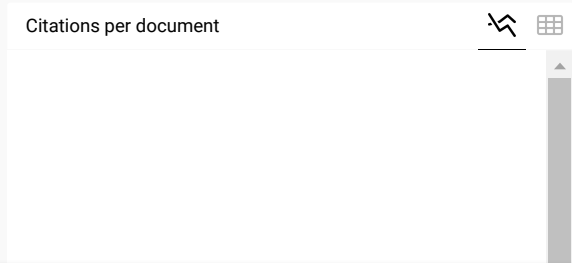
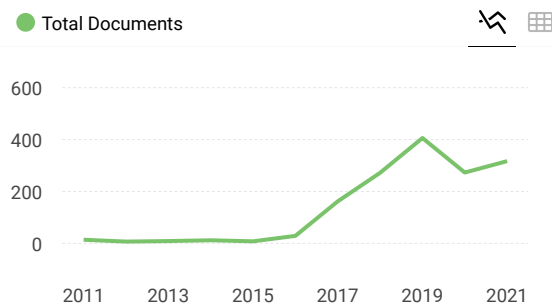
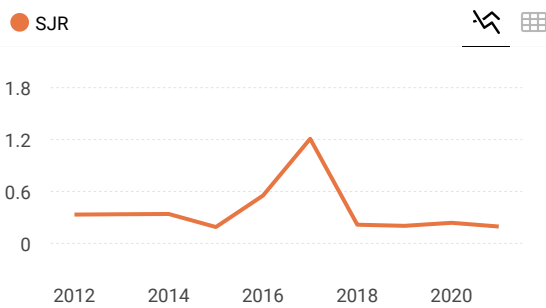
42%
 similarity

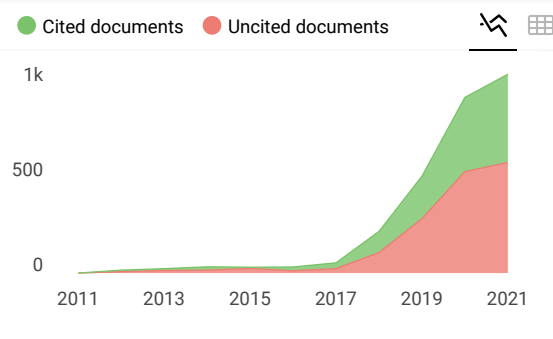
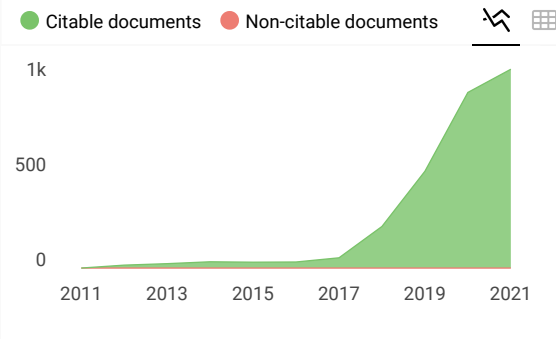
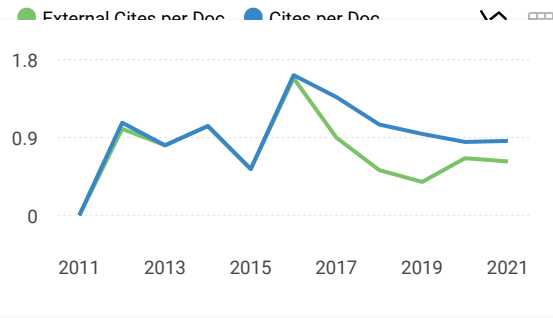
3
**Asian Journal of
 Pharmaceutics**
 IND

40%
 similarity

4
Drug Delivery Le
 NLD

40%
 similar





International Journal of Applied Pharmaceutics

Pharmaceutical Science

Q3 best quartile

SJR 2021 0.2

powered by scimagojr.com

← Show this widget in your own website

Just copy the code below and paste within your html code:

<a href="https://www.scimaç

SCImago Graphica

Explore, visually communicate and make sense of data with our **new data visualization tool**.



Metrics based on Scopus® data as of April 2022

Loading comments...

Developed by:

Powered by:



Follow us on @ScimagoJR

Scimago Lab, Copyright 2007-2022. Data Source: Scopus®

EST MODUS IN REBUS

Horatio (Satire 1,1,106)

[Edit Cookie Consent](#)





Sources

Title Enter title

Find sources

Title: International Journal Of Applied Pharmaceutics x

i Improved Citescore

We have updated the CiteScore methodology to ensure a more robust, stable and comprehensive metric which provides an indication of research impact, earlier. The updated methodology will be applied to the calculation of CiteScore, as well as retroactively for all previous CiteScore years (ie. 2018, 2017, 2016...). The previous CiteScore values have been removed and are no longer available.

[View CiteScore methodology.](#) >



Filter refine list

Apply Clear filters

Display options

Display only Open Access journals

Counts for 4-year timeframe

No minimum selected

Minimum citations

Minimum documents

Citescore highest quartile

Show only titles in top 10 percent

1st quartile

2nd quartile

3rd quartile

4th quartile

Source type

Journals

Book Series

Conference Proceedings

Trade Publications

Apply Clear filters

1 result

[Download Scopus Source List](#) [Learn more about Scopus Source List](#)

All View metrics for year: 2021

Source title ↓	CiteScore ↓	Highest percentile ↓	Citations 2018-21 ↓	Documents 2018-21 ↓	% Cited ↓
<input type="checkbox"/> 1 International Journal of Applied Pharmaceutics	1.5	42% 98/171 Pharmaceutical Science	1,938	1,268	49

[^ Top of page](#)

About Scopus

[What is Scopus](#)

[Content coverage](#)

[Scopus blog](#)

[Scopus API](#)

[Privacy matters](#)

Language

[日本語版を表示する](#)

[查看简体中文版本](#)

[查看繁體中文版本](#)

[Просмотр версии на русском языке](#)

Customer Service

[Help](#)

[Tutorials](#)

[Contact us](#)

ELSEVIER

[Terms and conditions](#) ↗ [Privacy policy](#) ↗

Copyright © Elsevier B.V. ↗. All rights reserved. Scopus® is a registered trademark of Elsevier B.V.

We use cookies to help provide and enhance our service and tailor content. By continuing, you agree to the use of cookies ↗.

