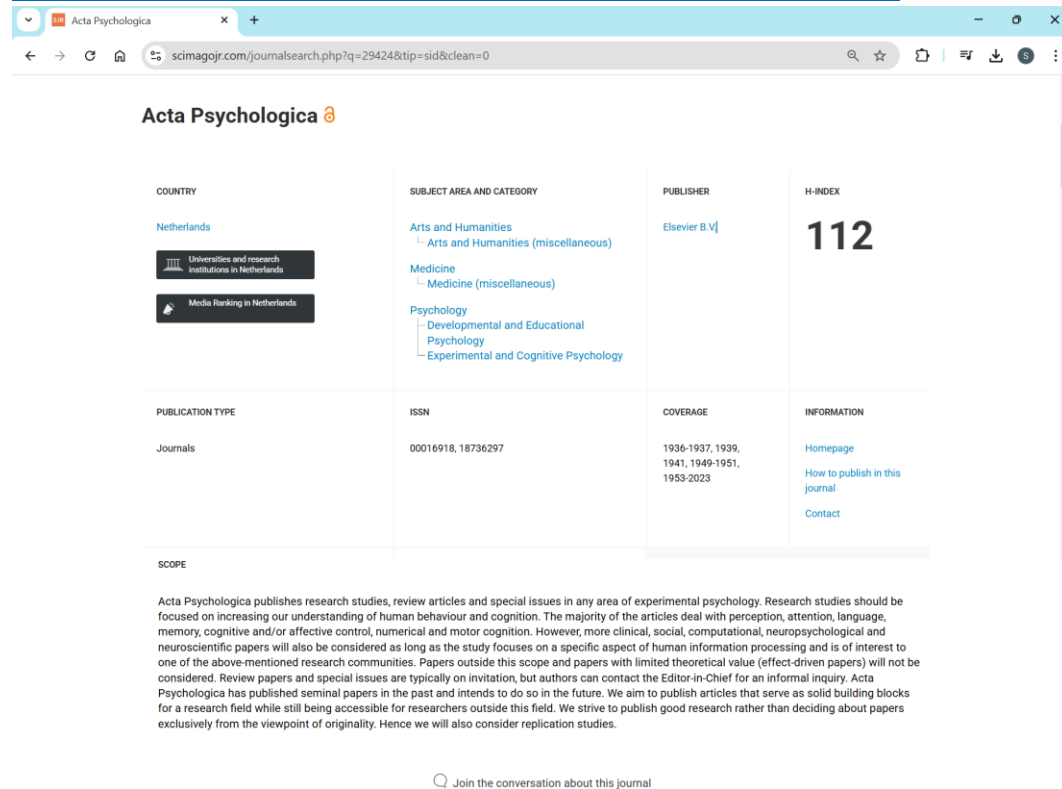


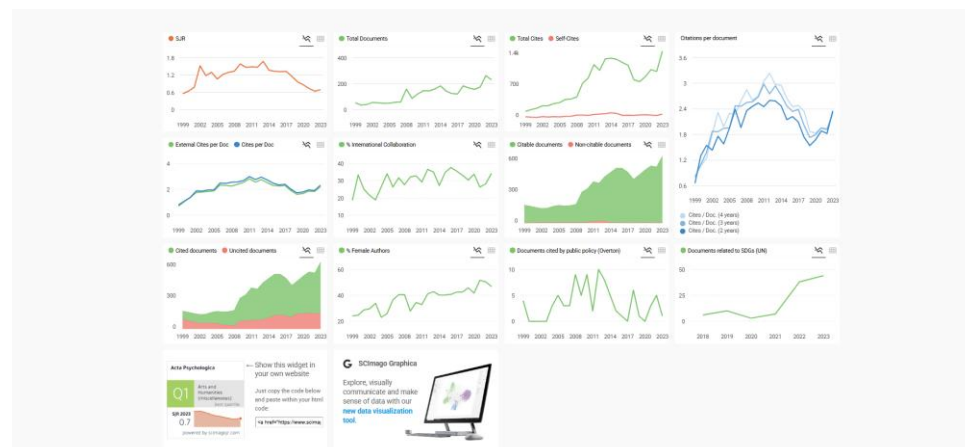
## Properties Jurnal (Scopus Q1)

### Acta Psychologica

<https://www.scimagojr.com/journalsearch.php?q=29424&tip=sid&clean=0>



## Scopus Scimagojr – SJR 0,8



Link jurnal: <https://www.sciencedirect.com/journal/acta-psychologica>



The future is open, and we  
are here to support you



Learn more >



ScienceDirect

Journals & Books

Help

Search

My account

Sign in

## Acta Psychologica

Open access

3.0

CiteScore

2.1

Impact Factor

Articles & Issues

About

Publish

Search in this journal

Submit your article

Guide for authors

### About the journal

Acta Psychologica is a peer-reviewed, open access journal that aims to publish articles relevant to all fields of psychology. Our papers serve as solid building blocks for a research field while still being accessible for readers outside this field. The journal invites submissions from across all ...

FEEDBACK

### Editorial board:

<https://www.sciencedirect.com/journal/acta-psychologica/about/editorial-board>

#### Editorial board

##### Gender diversity of editors and editorial board members



52% men  
48% women  
9% non-binary or gender diverse  
9% prefer not to disclose

Data represents responses from 83.10% of 83 editors and editorial board members

##### Editorial board by country/region

42 editors and editorial board members in 28 countries/regions  
1 United States (6)  
2 United Kingdom (5)  
4 Germany (6)  
> See more editors by country/region

#### Associate Editors



**Dr. Muhammad Abbas, PhD**  
National University of Computer and Emerging Sciences, Islamabad, Pakistan  
Leadership, Human Resource Management, Artificial Intelligence in Human Resource Management, Industrial and Organizational Psychology, People Analytics, Positive Organizational Behavior, Diversity and Inclusion, Workplace Motivations  
> View full biography



**Dr. Mohamed Alansari, PhD**  
New Zealand Council for Educational Research, Wellington, New Zealand  
Learning environments, student and teacher beliefs, classroom relationships, motivation and engagement, class climate



**Dr. Nerele Freeman (she/her), MEdPsych, PhD**  
Monash University, Clayton, Australia  
Neurodevelopmental conditions, Autism, ADHD, assessment, identification, diagnosis, gender differences  
> View full biography



**Assoc. Professor Alessandro Gabbadini, PhD**  
University of Milan-Bicocca, Milano, Italy  
Video games, Technology, Behavior, Virtual communities, Media psychology, Social psychology, technology, Virtual reality, social interactions in VR, digital environments  
> View full biography



**Professor Matthieu Guitton, PhD**  
Laval University, Quebec, Quebec, Canada  
Cyberbehavior - Human behavior in virtual spaces



**Dr. Amanpreet Kaur, PhD, MPhil (Clinical Psychology)**  
O P Jindal Global (Institution of Eminence Deemed To Be University), Sonapat, India  
Mindfulness, Third generation CBT, Community Mental Health, Cancer Palliative Care and Grief, Stigma and Discrimination, Compassion Fatigue, Burnout and Workplace Stress, Training and Supervision



**Dr. Shengjie Lin, PhD**  
The University of New Mexico, Albuquerque, New Mexico, United States  
Achievement motivation, Emotion, Creativity



**Dr. Hui Jing Lu, PhD**  
The Hong Kong Polytechnic University Department of Applied Social Sciences, Kowloon, Hong Kong  
Evolutionary Psychology, child development



**Prof. Dr. Ludovic Seifert, PhD / Professor in Motor Control & Learning**  
University of Rouen Normandy, Mont St Aignan, France  
perception and action, skill acquisition, expertise, motor skill, human movement  
> View full biography



**Professor Robrecht Van Der Wel, PhD**  
Rutgers University Camden Department of Psychology, Camden, New Jersey, United States



**Dr. Oliver Weigelt, PhD**  
University of Groningen Faculty of Behavioural and Social Sciences, Groningen, Netherlands  
Industrial and organizational psychology, occupational stress, recovery, work-related rumination, vitality, human energy, fatigue, burnout, experience sampling methodology, proactive work behavior, counterproductive work behavior  
> View full biography

## In-house Scientific Editors



**Chris Farrell**

Amsterdam, The Netherlands

Study of affect, ageing and disability, Reactionary politics, and human-environment interactions, Social psychology

[View full biography](#)



**Sarang Mahajan**

Sensory and Cognitive Neuroscience, Animal Behaviour and Decision Making

[View full biography](#)



**Mo Ng**

London, United Kingdom

Special education, Psychological wellbeing of individuals and developmental psychology

[View full biography](#)

**Cameron Peers**

Sports and Exercise Psychology, Health Psychology, Behaviour Change, Research Methods

[View full biography](#)

## Editorial Board Members

**Assoc. Professor Suha Al-Hassan**

The Hashemite University, Queen Rania Faculty for Childhood Department of Early Childhood Education, Zarqa, Jordan

**Dr. Venu Balasubramanian, PhD**

Seton Hall University, South Orange, New Jersey, United States

Disorders of Language and Cognition in adults, Aphasia, Traumatic brain injury, Right hemisphere syndrome, Alexia and agraphia

[View full biography](#)

**Dr. Alyson Blanchard, PhD**

University of Salford, Salford, United Kingdom

Personality and individual differences, Psychopathy, primary and secondary psychopathy, Evolutionary psychology



**Professor Nicola Bruno, PhD**

University of Parma Department of Medicine and Surgery, Parma, Italy



**Professor Nicola Bruno, PhD**

University of Parma Department of Medicine and Surgery, Parma, Italy



**Dr. Agata Chudzicka-Czupala, PhD**

SWPS University of Social Sciences and Humanities, Katowice, Poland

Health psychology, Unethical behavior, Job stress, Human relations and trust

[View full biography](#)

**Dr. Dawn DeLay, PhD**

Arizona State University, Tempe, Arizona, United States

Social networks, Peer relationships, Child and adolescent development, Social development, Identity, Gender



**Professor Evangelia Galanaki, PhD**

National and Kapodistrian University of Athens, Athens, Greece

Psychology, Developmental Psychology



**Dr. Lisa Graham-Wisener, PhD**

Queen's University Belfast School of Psychology, Belfast, United Kingdom

psycho-oncology, health behaviour change, palliative and end of life care

**Assoc. Professor Jean-Remy Hochmann, PhD**

National Centre for Scientific Research, Paris, France

Infant cognition, Language, Conceptual development, Reasoning

[View full biography](#)

**Dr. Johan Hulleman, PhD**

The University of Manchester Division of Neuroscience & Experimental Psychology, Manchester, United Kingdom

Visual Search, Eye Tracking



**Prof. Dr. Gizem Hülür, PhD**

University of Bonn Department of Psychology, Bonn, Germany

Cognitive aging, Cognitive development, Well-being, Metacognition, Technology use, Longitudinal data analysis



**Professor Dzintra Ilīško**

Daugavpils University, Daugavpils, Latvia



**Professor Pia Knoeflerle, PhD**

Humboldt University of Berlin, Berlin, Germany

psycholinguistics

[FEEDBACK](#)

[FEEDBACK](#)

**Prof. Dr. Iring Koch, PhD**

RWTH Aachen University Institute of Psychology, Aachen, Germany  
Cognitive Psychology, Experimental Psychology



**Em. Professor Arthur F. Kramer, PhD**

University of Illinois Urbana-Champaign Department of Psychology, Champaign, Illinois, United States

Cognitive Aging, lifestyle, exercise, physical activity, attention

[View full biography](#)



**Dr. Arabella Kyprianides, PhD**

University College London Department of Security and Crime Science, London, United Kingdom



**Professor Brett Laursen, PhD**

Florida Atlantic University Department of Psychology, Boca Raton, Florida, United States



**Dr. Heng Li, PhD**

Southwest University, Chongqing, China

Social Psychology, Cognitive Science, Personality, Individual Differences, Health Psychology

[View full biography](#)

FEEDBACK

**Dr. Lili Ma, PhD**

Toronto Metropolitan University Department of Psychology, Toronto, Ontario, Canada

Social-cognitive development, Social learning, Selective credibility, Judgment and decision-making

[View full biography](#)



**Dr. Daryl Niedermoser, PhD**

University Psychiatric Clinics Basel, Basel, Switzerland



**Dr. Paul Oburu, PhD**

Maseno University Department of Psychology, Maseno, Kenya

Child Development, Adolescence, Parenting, Adjustment, Risk Studies, Gerontology



**Professor Jacob Lund Orquin, PhD**

Aarhus University, Aarhus, Denmark



**Dr. Tal-Chen Rabinowitch, PhD**

University of Haifa School of Creative Arts Therapies, Haifa, Israel

Interpersonal synchrony; empathy; musical interaction; children; social development; music

[View full biography](#)

**Dr. Jie Ren**

University of Toronto Department of Psychology, Toronto, Ontario, Canada



**Prof. Dr. Gudrun Schwarzer, PhD**

University of Giessen Department of Developmental Psychology, Giessen, Germany



**Assoc. Professor Peipei Setoh, PhD**

Nanyang Technological University, Singapore, Singapore

Social Cognition and Social Reasoning, Moral Development, Child Care, Pre-K, and School Readiness



**Dr. Rachel Severson, PhD**

University of Montana Department of Psychology, Missoula, Montana, United States

Children extend minds and internal states to inanimate nature and technologies, such as rocks and robots -- and the consequences of doing so. How does their conception of others' minds inform their learning (for example, determining who might be a good source of knowledge) and their moral judgments (for example, determining whether one has moral standing or can be held morally accountable).

[View full biography](#)



**Dr. Nicolson Siu, PhD**

The Hong Kong University of Science and Technology, Hong Kong, Hong Kong

Neuropsychology, Special Educational Needs, Cognitive Function

[View full biography](#)



**Dr. Bahar Tunçgenç, PhD/DPhil**

University of Nottingham, Nottingham, United Kingdom

Social bonding, Coordination, Development, Autism, Norm psychology



**Assoc. Professor Tatiana Volkodav, PhD**

Kuban State University, Krasnodar, Russian Federation

Social psychology, pedagogy, education, psychotherapy



**Assoc. Professor Sunu Widiyanto, PhD**

Padjadjaran University, Bandung, Indonesia

Leadership, Team, Multilevel Study, Longitudinal Study, Emotion, People Analytics

[View full biography](#)



**Dr. Rachel Wu, PhD**

University of California Riverside, Riverside, California, United States

Lifespan cognitive development



Dr. Rachel Wu, PhD  
University of California Riverside, Riverside, California, United States  
Lifespan cognitive development

#### Editor Emeritus



Gary Resnick  
Oakland, California, United States

#### Special Issue Editor

Thomas Castelain, PhD  
University of Girona, Girona, Spain  
Psychology, Cognitive Psychology, Developmental Psychology, Cross-cultural Psychology

All members of the Editorial Board have identified their affiliated institutions or organizations, along with the corresponding country or geographic region. Elsevier remains neutral with regard to any jurisdictional claims.

← → ↺ 🏠 [sciencedirect.com/journal/acta-psychologica/vol/249/suppl/C](https://www.sciencedirect.com/journal/acta-psychologica/vol/249/suppl/C) 🔍 ☆ 🗄️ ☰

## Acta Psychologica | Open access

[Submit your article](#) ↗

Articles & Issues ▾ About ▾ Publish ▾ 🔍 Search in this journal

[Guide for authors](#)

#### Actions for selected articles

[Select all](#) / [Deselect all](#)

Download PDFs

Export citations

☐ Show all article previews

#### Contents

Individual Differences  
General Psychology  
Cognition  
Psychology and Technology  
Consumer Behaviour and Marketing Psychology  
Social Psychology  
Education Psychology

☐ Research article • Open access

### The bias and precision of reporting the average age of human participants

Jeroen B.J. Smeets

Article 104457

[View PDF](#) [Article preview](#) ▾

☐ Research article • Open access

### Evaluation of the psychometric properties of the homophobia scale in religious-based university students in Indonesia

Novi Andayani Praptiningsih, Herri Mulyono, Silvie Mil, Syaiful Rohim, Benni Setiawan

Article 104474

[View PDF](#) [Article preview](#) ▾

#### Cognition

☐ Research article • Open access

### Web-based pronunciation training and learning consonant clusters among EFL learners

Yasser Alsuhailbani, Hassan Saleh Mahdi, Ahmed Al Khateeb, Hind Abdulaziz Al Fadda, Hisham Alkadi

Article 104459

[View PDF](#) [Article preview](#) ▾

Link artikel: <https://www.sciencedirect.com/science/article/pii/S0001691824003512>

← → ↺ 🏠 [sciencedirect.com/science/article/pii/S0001691824003512](https://www.sciencedirect.com/science/article/pii/S0001691824003512) 🔍 ☆ 🗄️ ☰



ScienceDirect

Journals & Books

🔗 Help

🔍 Search

👤 My account

[View PDF](#)

[Download full issue](#)

#### Outline

[Abstract](#)

[Keywords](#)

[1. Introduction](#)

[2. Method](#)

[3. Result](#)

[4. Discussion](#)

[5. Conclusions and recommendation for further r...](#)

[Funding](#)

[CRediT authorship contribution statement](#)

[Declaration of competing interest](#)

[Data availability](#)

[References](#)

[Show full outline](#) ▾

#### Figures (1)



## Acta Psychologica

Volume 249, September 2024, 104474

# Evaluation of the psychometric properties of the homophobia scale in religious-based university students in Indonesia

Novi Andayani Praptiningsih <sup>a</sup>, , Herri Mulyono <sup>a</sup>, , Silvie Mil <sup>a</sup>, , Syaiful Rohim <sup>a</sup>, , Benni Setiawan <sup>b</sup>,

[Show more](#) ▾

[+](#) Add to Mendeley [🔗](#) Share [🗣️](#) Cite

<https://doi.org/10.1016/j.actpsy.2024.104474> ↗

[Get rights and content](#) ↗

Under a Creative Commons license [↗](#)

🟢 open access

#### Abstract

This study aims to evaluate the psychometric properties of the homophobia scale in students attending religion-based universities in Indonesia. This research is important as homosexuality is a controversial issue in the country and is still a topic of debate. The Homophobia Scale is a tool that assesses attitudes towards homosexuality through 17



#### Recommended articles

[Exploring the relationship between depressive symptoms, problematic...](#)

Acta Psychologica, Volume 249, 2024, Article 104430

Ya-juan Yang, ..., Jing-fang Hong

[View PDF](#)

[The impact of observing lecturer hand motor actions on the learning of cognitive...](#)

Acta Psychologica, Volume 249, 2024, Article 104483

Katharina Rahner, ..., Juan Ontong

[View PDF](#)

[Age-related changes in time perception: Effects of immersive virtual reality and...](#)

Acta Psychologica, Volume 249, 2024, Article 104460

Johanna Bagon, ..., Martin Riemer

[View PDF](#)

[Show 3 more articles](#) ▾

#### Article Metrics

[Captures](#)





[Download full issue](#)

Outline

[Abstract](#)

[Keywords](#)

[1. Introduction](#)

[2. Method](#)

[3. Result](#)

[4. Discussion](#)

[5. Conclusions and recommendation for further r...](#)

[Funding](#)

[CRediT authorship contribution statement](#)

[Declaration of competing interest](#)

[Data availability](#)

[References](#)

[Show full outline](#) ▼



Acta Psychologica

Volume 249, September 2024, 104474



# Evaluation of the psychometric properties of the homophobia scale in religious-based university students in Indonesia


Novi Andayani Praptiningsih <sup>a</sup> , Herri Mulyono <sup>a</sup> , Silvie Mil <sup>a</sup> , Syaiful Rohim <sup>a</sup> , Benni Setiawan <sup>b</sup>

<sup>a</sup> Universitas Muhammadiyah Prof. Dr. HAMKA, Jakarta, Indonesia

<sup>b</sup> Universitas Negeri Yogyakarta, Indonesia

Received 26 September 2023, Revised 19 August 2024, Accepted 20 August 2024, Available online 24 August 2024, Version of Record 24 August 2024.

[What do these dates mean?](#)



# Evaluation of the psychometric properties of the homophobia scale in religious-based university students in Indonesia

Novi Andayani Praptiningsih<sup>a,\*</sup>, Herri Mulyono<sup>a</sup>, Silvie Mil<sup>a</sup>, Syaiful Rohim<sup>a</sup>, Benni Setiawan<sup>b</sup>

<sup>a</sup> Universitas Muhammadiyah Prof. Dr. HAMKA, Jakarta, Indonesia

<sup>b</sup> Universitas Negeri Yogyakarta, Indonesia

## ARTICLE INFO

### Keywords:

Homophobia  
Religion-based universities  
Rasch analysis  
Psychometric assessment  
Psychometric properties

## ABSTRACT

This study aims to evaluate the psychometric properties of the homophobia scale in students attending religion-based universities in Indonesia. This research is important as homosexuality is a controversial issue in the country and is still a topic of debate. The Homophobia Scale is a tool that assesses attitudes towards homosexuality through 17 items measuring positive affirmation, negative cognition, and the perceived threat of homosexual behavior. The scale was adapted for the Indonesian context, which is predominantly religious, based on The Heterosexual Attitudes Towards Homosexuality (HATH) Scale and Items, originally translated by bilingual experts. The translated scale was then reviewed for content by psychologists and communication experts, and field-tested for reliability and validity. Data from 327 students aged 18–35 from both state and private religion-based universities were analyzed using Rasch model analyses, including principal component analysis (PCA), reliability analysis, and differential item functioning (DIF) assessment. The study found that the homophobia scale accounted for 42.4 % of the raw variance, indicating its unidimensionality. The scale demonstrated an acceptable level of personal reliability and excellent reliability for individual items. Results revealed significant demographic effects, with age and study program showing more differential item functioning (DIF). Male students were more tolerant towards homosexuals than females. Additionally, students at state universities tended to be more tolerant but held negative views of homosexuality when associated with AIDS. In conclusion, the homophobia scale assessed in this study exhibits promising construct validity and sufficient psychometric properties. The findings indicate that negative stigma towards homosexuals and homophobia still persist among students at religion-based universities in Indonesia, despite limited interaction with homosexuals.

## 1. Introduction

The stigmatization of homosexuals among university students has been well documented in the literature. For instance, a study by Kite and Bryant-Lees (2016) has shown that many homosexual students received discrimination acts from peers with different sexual orientations. Likewise, Winberg et al. (2019) demonstrated that the stigmatization of homosexuals resulted in North American students using phrases such as “That’s so gay!” and “No homo!” as negative expressions, implying that being homosexual is inferior to being heterosexual. In Mexico, the rejection percentage towards homosexuals among undergraduate students had reached 18 % with 3 % extreme rejection (Moral de la Rubia & Valle de la, 2014). In African universities, many homosexual students were reported to experience stigmatization by usually being labeled as

sinner, satanic, or ‘demon-possessed’ (Mavhandu-Mudzusi, 2017). Mavhandu-Mudzusi (2017) also described that stigmatization and discrimination happened almost everywhere on campus, including in lecture halls at the university or other areas such as student residential areas and sports grounds.

The term “homophobia” was first coined by George Weinberg in 1967 to describe the negative stigmatization, discrimination, or rejection towards people with a homosexual orientation (Morris, 2019). It is characterized by irrational condemnation of homosexuals, including acts of violence, deprivation, and separation and Weinberg viewed homophobia as a form of mental illness. Homophobia refers to the negative emotions, attitudes, and behaviors directed towards individuals with different sexual orientations, such as lesbian, gay, bisexual, and transgender individuals, (Beydağ & Alp Dal, 2022) and Kimmel (2017)

\* Corresponding author.

E-mail addresses: [novi.ap@uhamka.ac.id](mailto:novi.ap@uhamka.ac.id) (N.A. Praptiningsih), [hmulyono@uhamka.ac.id](mailto:hmulyono@uhamka.ac.id) (H. Mulyono), [silviesahara@uhamka.ac.id](mailto:silviesahara@uhamka.ac.id) (S. Mil), [syaiful\\_rohim@uhamka.ac.id](mailto:syaiful_rohim@uhamka.ac.id) (S. Rohim), [bennisetiawan@uny.ac.id](mailto:bennisetiawan@uny.ac.id) (B. Setiawan).

<https://doi.org/10.1016/j.actpsy.2024.104474>

Received 26 September 2023; Received in revised form 19 August 2024; Accepted 20 August 2024

Available online 24 August 2024

0001-6918/© 2024 The Authors. Published by Elsevier B.V. This is an open access article under the CC BY-NC-ND license (<http://creativecommons.org/licenses/by-nc-nd/4.0/>).



specifically links homophobia to behavior and sexual acts related to homosexual men. Another definition states that homophobia is a tendency to discriminate against homosexuals through psychological and social aversion, in some cases manifested in the form of acts of violence against them (Ciocca et al., 2015).

The intensity and level of homophobia in society depends on public awareness regarding the significance of the number of homosexuals in society, which is becoming more prominent from time to time (Morris, 2019). Research conducted by Alfred Kinsey and colleagues in the late 1940s and early 1950s further increased awareness that 13 % of men and 7 % of women had homosexual tendencies (Spiegelhalter, 2015). Many people reject homosexuals based on their personal beliefs, saying that homosexuality is unacceptable in their society (Barragán-Medero & Pérez-Jorge, 2020). This leads to isolation, verbal harassment, insults, slurs, threats of harm, and even physical abuse, particularly among university students (Allen, 2019; Mathies et al., 2019). This behavior reflects homophobia, which involves harmful actions as a way to justify disliking people with different sexual preferences. Research shows that those who believe sexual orientation is a “choice” tend to be less tolerant of homosexuality compared to those who believe it is beyond an individual’s control. Similarly, individuals who have interacted with lesbian or gay individuals tend to have more positive attitudes towards homosexuals than those who have not had such interactions (Kimmel, 2017).

In his study, Fyfe (1983) demonstrates that homophobia can manifest at three different levels: 1) cultural homophobia, which seeks to uphold traditional gender roles in conservative perspectives; 2) homophobic attitudes, which encompass a series of consistently negative attitudes towards homosexuals; 3) homophobia as a personality trait correlated with rigidity, authoritarianism, conservatism, and an intolerance of ambiguity and deviation. The preservation of conservative gender norms in culture is influenced by cultural norms upheld by religion (Wilets, 2016). However, religion is not always the primary influence shaping homophobic behavior (Schulte & Battle, 2004) and in some cases, does not contribute to homophobic attitudes at all (Wilets, 2016). While it is true that religion often strengthens or endorses positive attitudes towards homosexual qualities, it’s essential to note that “religion” and “homophobia” are not synonymous. Negative attitudes towards homophobia are evident in the form of derogatory remarks and acts of violence stemming from animosity towards gays and lesbians (Odenbring & Johansson, 2021).

The level and intensity of homophobia in society depends on public awareness of the existence of homosexuals in a population, and this awareness has greatly increased during the twentieth century (Morris, 2019). Several studies have been conducted to measure attitudes towards homosexuals towards gays and lesbians. A cross-sectional study of medical students from 12 universities in Peru stated that male chauvinist students were more homophobic than female students. This discrepancy is influenced by several factors, including the fact that women are generally more tolerant, study in the capital, adhere to the Catholic religion and have prior knowledge of and interaction with homosexuals (Nieto-Gutierrez et al., 2019).

Homophobia can be measured using several methods (Fraïssé & Barrientos, 2016). In an earlier 1971 study, Smith developed a psychometrically measurement comprising 24 self-report questionnaire items with two classifications: 9 items of homophobia scale (H-scale) and 15 items evaluating the individual attitudes towards a diverse set of topics. However, other research found that Smith did not clearly describe the H-scale he developed and did not provide a threshold for categorization. In 1984, Herek developed the concept of “sexual prejudice” which describes negative attitudes towards homosexuality. In this sexual prejudice, the attitudes and behaviors that emerge are hostile to homosexuals. Herek developed an instrument to evaluate two aspects of rejection towards gay men and rejection towards lesbians. Herek’s instrument, the ‘Attitudes Towards Lesbians and Gay Men (ATLG),’ evaluates rejection towards gay men and lesbians through 20 items. This

scale assesses attitudes and comfort levels when interacting with homosexual individuals in various social situations (Moral de la Rubia & Valle de la, 2014). The ATLG is widely used and validated in various contexts in different countries (Herek & McLemore, 2013) However, it does not seem to provide a good fit for data from Latin American countries.

There are some homophobia scales that have been developed. The first one is by Ricketts & Hudson, called the Attitude Index towards Student Homophobia behavior (HBBS) (Siebert et al., 2009). It consists of 25 items and measures homophobia attitudes. Some items use negative wording to offset potential response bias. Scores on this scale range from 0 to 100, with scores above 50 indicating increasingly homophobic attitudes. The scale reportedly has a Cronbach’s Alpha of 0.90. The second scale, developed by Van de Ven, Bornhordt, and Bailey in 1996, measures students’ responses to gay and lesbian behavior in social and classroom settings (Dinkel & Patzel, 2007). This scale uses a Likert type with ten items, allowing the ranking of intents on five levels from definitely false to absolutely true. The score range for this scale is also 0–100, with a higher score indicating a more negative intention to behave towards homosexuals. The reliability of this scale is reported with a Cronbach’s alpha of 0.81. However, this study has limitations, including the inability to compare the results with previous investigations due to the relatively small sample size, which limits statistical analysis, and the lack of similar research among nursing students. Nonetheless, overall, this scale is considered acceptable and usable.

A scale to measure homophobia was developed by conducting factor analysis on responses to statements regarding attitudes towards lesbians and gays. The analysis involved 72 US Marine Corps Reserve members (Estrada, 2002). The results revealed four contributing factors - trust, comfort, acceptance, and threat. There are 14 items in the scale that measure attitudes towards homosexuals in the military, and a Likert scale ranging from strongly agree (1) to strongly disagree (4) is used. Individual scores range from 14 (indicating a very negative attitude) to 56 (indicating a very positive attitude), and the scale’s Cronbach’s alpha ranges from 0.63 to 0.78. However, the scale has limitations due to its small sample size, exclusive focus on male participants, and concentration on young marines in the Reserve Corps. This necessitates further research for broader applicability. Another study involved adapting and testing the HBBS (Herek’s Homophobia Behavior Scale) for reliability and validity in Chile (Cárdenas & Barrientos, 2008). 152 volunteers from introductory undergraduate programs in psychology and economics participated in this study. The scale includes social and demographic measures such as socioeconomic level, religion, sexual orientation, political categorization, and ethnic minorities, as well as variables related to power and intimacy. The results of the measurement indicate the scale’s validity and realism, with a Cronbach’s alpha of 0.90. However, it is acknowledged that participants may not always feel comfortable expressing their attitudes in public, which could lead to improved impressions. To address this, further research is recommended to develop indirect (non-reactive) measurements that provide insight into people’s internal states and attitudes.

The purpose of this study was to evaluate the psychometric properties of the homophobia scale using data from religion-based universities. This is an important study because Indonesia is a country where various religions discourage LGBT practices and consider them to be inconsistent with cultural norms. Despite this, there has been a notable increase in the number of individuals openly identifying as gay in Indonesia (Praptiningsih et al., 2020). This trend is concerning, making it important to investigate attitudes towards gay behavior by measuring levels of homophobia using a scale that is appropriate for Indonesian culture. By assessing the extent of homophobia, the government and other stakeholders can understand attitudes and create policies to ensure that individuals who identify as gay are not subjected to verbal or physical abuse (Boellstorff, 2004). This aims to guarantee that their rights as citizens are respected while also preventing the promotion of a lifestyle that contradicts prevailing cultural and religious norms in Indonesia.



The Rasch model analysis method was used to objectively assess the validity and reliability of the scale. The Rasch measurement model is utilized because it enables researchers to place individuals' abilities on the same scale irrespective of the specific survey they complete (M. S. Khine, 2020). With this model, researchers can also evaluate the difficulty of survey items and the respondents' ability to answer those items (Ben, 2020). The results of the Rasch analysis are presented in a Wright Map. On the left side of the map, the position of an item indicates its difficulty level, with lower positions representing easier items and higher positions representing more difficult items. On the right side, individuals with lower response ability are located at the bottom, while those with higher response ability are positioned at the top of the map (Boone et al., 2014, 2016). Rasch modeling allows for the conversion of different item and attribute values into the same scale, known as the logit scale, thereby enabling the listing of items and attributes at the same scale (Yu, 2020). Furthermore, Rasch assessment of ordinal survey data as frequency provides an interpretation of opportunity. This establishes Rasch as a method for ensuring reliable and objective measurements, evaluating the relationship between question difficulty and respondent ability on the same interval (Rusland et al., 2020).

## 2. Method

### 2.1. Sample

The data for the analysis in the current study were collected from two cohorts of students in Indonesia: those from state religion-based universities and those from private religion-based universities. A total of 327 students participated using non-probability sampling methods, with 98 students from state religion-based universities and 229 students from private religion-based universities. The majority of the students identified as Muslim ( $N = 322$ ), while a small number identified as Protestant ( $N = 4$ ) or Buddhist ( $N = 1$ ).

It is crucial to ensure sample homogeneity in this research, particularly due to the necessity of studying specific sociodemographic characteristics of participants from religion-based universities. By selecting a homogeneous sample, we can avoid outliers and bias in the data. Another benefit of using a homogeneous sample offer narrower but clearer generalizability (Jager et al., 2017). A more homogeneous population is more likely to provide a representative sample. The homogeneity of the sample also influences the generalizability of results to other populations with similar sociodemographic characteristics, as opposed to heterogeneous samples. The data in this research group shows no differences in either the average value or variance compared to other groups in the data set. The participants in this research are students currently enrolled at a religion-based university at any level of education - diploma, bachelor's, master's, or doctoral degrees. These students have provided verbal consent, which has been digitally registered prior to the survey. This characteristic limits the generalization of the results to the university context and other populations due to the relationship between the experiences of the research subjects and the variables in this study. Specifically, in the context of this study, it pertains to the religious background of the research subjects. The religious background could influence how the sample completes the homophobia questionnaire in this study. In addition to religion, homophobia is also impossible to analyze without referring to cultural norms related to gender and race (Wilets, 2016).

In the participant demographic table, participants' socio-demographics are explained based on gender, age, study program, and university of origin to clarify the participant's condition. A more detailed demography of the participants is described in the following Table 1.

### 2.2. Data collecting instrument and procedure

The research protocol for the data-collecting procedure was

**Table 1**  
Demography of the participants.

Demography	Frequency	Percentage (%)
Gender	Male	109
	Female	218
Age	< 21	172
	21–25	112
	26–30	15
	31–35	2
	35 <	26
Program	Diploma program	3
	Undergraduate	273
	Master program	51
	Doctoral program	0
University	State university	98
	Private university	229

approved by the authors' university ethics committee. The data-collecting instrument used for the current study was adapted from surveys in previous research (Klamen et al., 1999a), of which sixteen survey items were exercised to measure students' attitudes towards homosexuality. This instrument was chosen in this study because the items in this study are appropriate to the context of society in Indonesia where many participants still have conservative and fundamentalist views of religion and include elements of associated risk. With health (Klamen et al., 1999a). The items were mainly classified into three: approval (APV, item Q1-Q8), refusal (RFS, item Q9-Q16), and acceptance (ACC, item Q17). In addition, some demography questions were added, such as gender, age, and the study program that students took at the time of the survey to clarify the sociodemographic conditions of participants. The survey instrument was developed using a five-point Likert scale where students were asked to select one of five available alternatives for each statement, i.e. strongly agree (score = 5), agree (score = 4), neutral (score = 3), disagree (score = 2), and strongly disagree (score = 1). Except for item 17, the alternative included 'agree without any condition, agree with a certain condition, neutral, disagree under certain condition, totally disagree without any condition'. The original 12-item homophobia scale was written in English and possessed a high level of internal consistency (Cronbach's Alpha = 0.90) (Klamen et al., 1999b). After the ethics clearance was obtained from our university board, in the current study, the homophobia scale was administered online to students at religion-based universities, both state and private universities. Students were contacted individually or in a group to participate in the study. The research was conducted with voluntary student participation. Informed consent was obtained, ensuring participant confidentiality and explaining potential research risks. Participant confidentiality is closely related to anonymity (Wiles et al., 2008). In the context of this study, confidentiality means that the researcher does not discuss the information provided by the respondent with others (Wiles et al., 2008) and presents the findings by ensuring that the individual is not identified. (Ong & Weiss, 2000) explicitly. These principles were outlined in the informed consent, which participants agreed to in writing.

Data collection was carried out through an online survey using Google Forms so that it was effective considering that participants came from all regions of Indonesia and also made it easy to fill in so it didn't take too long. The survey was designed to be user-friendly and efficient, providing participants with information about the research purpose and their rights.

### 2.3. Rasch analysis

Rasch model analyses were carried out to examine 17 items of the homophobia scale. The analyses included the evaluation of Rasch Principal Component Analysis (PCA), the analysis of item and person reliability, and finally, the differential item functioning (DIF). Prior to Rasch analysis, all data collected were downloaded from the Google server and were tabulated in an Excel file. Then, using WINSTEP 4.5.1

application, the tabulated raw data were converted into log-odds unit (later is called logit) values. As a part of the Rasch analysis procedure, the logit values conversion was done to maintain equal length between two measurement units of the ordinal data (Mulyono et al., 2020; Ningsih et al., 2021). Then, the data were screened for missing values, outliers and appropriateness of the respondents' responses. Ben (Ben, 2020) asserts that it is common in a survey where respondents unintentionally may skip or incidentally miss to complete particular questionnaire items. Moreover, some respondents may not express their interest in responding to the statements in the questionnaire (Goh et al., 2010; Linacre, 2010). The missing values, outliers and inappropriate responses in the dataset are believed to affect the reliability of the data and the reporting of the current study (Ben, 2020). In Rasch everything can be predicted so that we can assess the psychometric properties of the homophobia scale more objectively.

In the current study, fit statistical analysis was performed to assess the appropriateness of response data and the outliers. Of 327 data, a number of 114 data were observed not to fit the Rasch analysis because their logit values were observed beyond the threshold  $-2$  and  $+2$  (Huang et al., 2020). Linacre (Linacre, 2010), the misfit data were regarded as outliers and thus removed from the further statistical calculation. In the following session, we present the Rasch statistical analyses using the remaining 213 data (62 students from state religion-based universities and 151 students from private-religion-based university students). Several researchers (Mulyono et al., 2020; Ningsih et al., 2021) have argued that the minimum sample size for Rasch analysis is 50, and thus the total of 213 was still sufficient for the Rasch statistical analysis.

### 3. Result

#### 3.1. Descriptive statistics for item and person

As discussed earlier, all the raw data were converted into logit value (LV) to maintain an equal-interval-types for each scale unit (Boone et al., 2014, 2016) so that the analysis could reflect a reliable and precise

**Table 2**  
Students responses to Homophobia scale items.

	Items	Logit value (LV)	SE
Q1	I enjoy making friends with homosexuals	0.54	0.08
Q2	Campus society should recognise homosexuality as normal	0.93	0.08
Q3	Campus society should accept homosexuals	0.60	0.08
Q4	The place where homosexuals gather and work should not be restricted or even be closed down	-0.91	0.08
Q5	Homosexuals are often treated unjustly in our campus society	0.23	0.08
Q6	I would feel comfortable studying and interacting with homosexuals at campus	-1.10	0.08
Q7	Homosexuals should have equal opportunity to study and to have social interaction with campus society	-0.78	0.07
Q8	There should be no reason to restrict the place where homosexuals study and collaborate	-0.40	0.07
Q9	Homosexuals should not be allowed to work with children or younger people in campus life	0.59	0.08
Q10	Homosexuality can be considered immoral	0.88	0.08
Q11	Homosexuality can be classified as a mental disorder	-0.42	0.07
Q12	Homosexuals with AIDS deserve their fate	0.44	0.08
Q13	Homosexuality endangers the university and campus society	-0.21	0.07
Q14	Students who are in favour of homosexuality tend to be homosexuals themselves	0.20	0.07
Q15	Whenever possible, I try to avoid homosexuals	0.16	0.07
Q16	I feel more negative about homosexuality since I learned about AIDS	-1.24	0.08
Q17	Overall, I personally accept homosexuality and homosexuals	0.50	0.08

SE = standard of error.

measurement of the survey data (Rusland et al., 2020). Table 2 below presents the logit values from the students' responses to the homophobia scale items, and Table 3 summarises the person and item descriptive statistics.

In the Rasch analysis, participants' responses to the questionnaire items are classified into person and item. Person classification reflects the classification of responses in reference to the respondent ability to respond to the items, and the item classification concerns with classification of responses in reference to the item ability to distinguish the participant responses. Both person and item statistics are reported in logits. As shown in Table 3, the mean score of the person was reported at  $-0.49$  with a sample standard deviation (S.SD) of  $0.66$ , while the mean score of the item was observed at  $0.00$  with an S.SD of  $0.70$ .

In addition, Rasch item and person map was developed to visualise the distribution of respondents' responses and the difficulty level of questionnaire items. As shown in Fig. 1, the map is divided into two main areas: the distribution of the person logit on the left side and the distribution of items on the right side. The vertical line of the map concerns with the distribution of the number of people or items based upon their logit values. The vertical line of person area reflects more people responding to the item on the top, and fewer people respond on the bottom. In contrast, the vertical line in the item area shows the less item to agree on the top and more items to agree on the bottom.

Particularly in the item area, participants' responses were classified into five difficulty levels: very high level of item difficulty, high level, moderate level, low level, and very low level. For example, item Q17, 'Overall, I personally accept homosexuality and homosexuals', was perceived as a high difficult item, indicating that student has a low level of acceptance of homosexuality and homosexuals in campus society.

#### 3.2. Evaluation of Rasch PCA

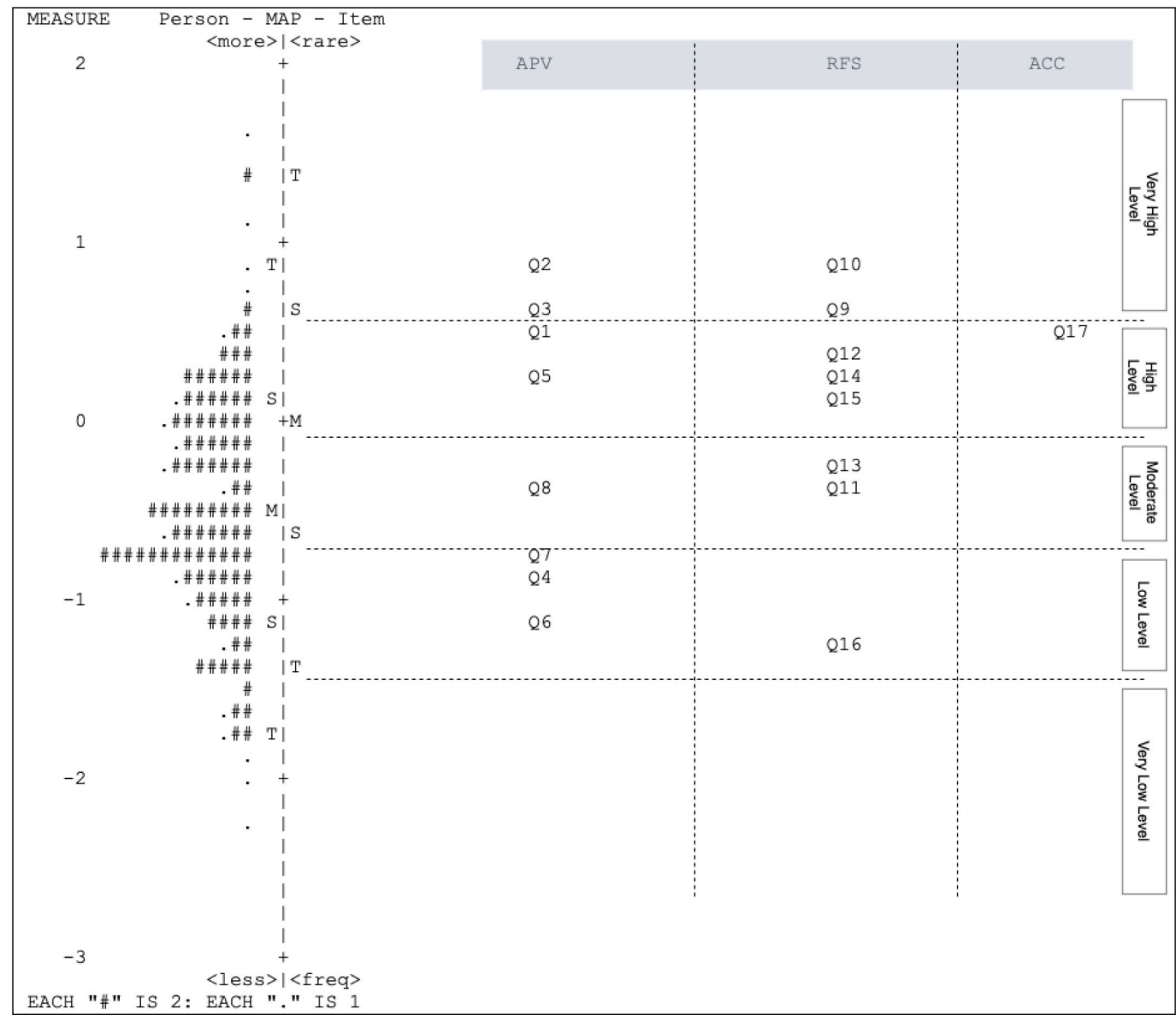
Rasch PCA analysis was carried out to test the assumption of unidimensionality of the homophobia scale which states that (1) the easier the question, the more likely participants are to respond to the homophobia scale correctly, and (2) the greater the ability of participants, the greater the possibility they answered questions on the homophobia scale correctly. The assumption of unidimensionality is required to ensure that all the scale items only measure a single construct of homophobia (Yu, 2020). The analysis of Rasch PCA from the scale was done by assessing the raw variance of the scale items. It was found that the raw variance range of each variable was found greater than the PCA threshold of 20 % (the global scale = 42.4 %, the Approval subscale = 55.0 % and Refusal subscale = 48.2 %). The finding has indicated that the Rasch model measurement could explain the raw variance. More importantly, the residuals of the unexplained variants of PCA for the global scale and the two main subscales, i.e. APV and RFS, were included and considered very good criteria.

#### 3.3. Reliability of item and person

The reliability assessment of item and person was done to evaluate the reproducibility of the item and person classification in a new sample (Chang et al., 2014) or on a certain latent traits continuum (Chan & Subramaniam, 2020; Ningsih et al., 2021). The reliability analysis has shown that the item reliability was observed at an excellent level ( $\alpha >$

**Table 3**  
Descriptive statistics for person and item.

	Person statistics (N = 213)		Item statistics (N = 17)	
	Total score	Logit	Total score	Logit
Min	25.0	-2.20	401.0	-1.24
Max	72.0	1.62	779.0	0.93
Mean	44.6	-0.49	559.1	0.00
S.SD	8.9	0.66	123.6	0.70



**Fig. 1.** Wright person-item map ( $N = 213$ ).  
“#” represents two persons; “.” Represents 1 person.  $M_p$ : person mean;  $S_p$ : one standard deviation of person mean;  $T_p$ : two standard deviations of person mean;  $M_i$ : item mean;  $S_i$ : one standard deviation of item mean;  $T_i$ : two standard deviations of item mean; (Approval (APV): Q1–8, Refusal (RFS): Q9–16, Acceptance (ACC): Q17).

0.90), and the reliability of person reliability was still at an acceptable level ( $\alpha = 0.79$ ). The finding indicates that the person-reliability of the homophobia scale still maintain an acceptable level for its use within other new cohorts of a sample (Ningsih et al., 2021; Van Zile-Tamsen, 2017).

3.4. Differential item functioning (DIF) analysis for the scale items

In the current study, the DIF analysis was performed for each item scale to indicate the capability of participants from a certain group in responding to scale items compared to those from other groups (Chan & Subramaniam, 2020). A scale item is considered to exhibit DIF if the DIF contrast value is higher than 0.5 logits and a significant Rasch-Welch ( $p < 0.05$ ). The analysis of DIF has shown potential DIFs for the scale item. All demography aspects reflect potential DIF for their items. Table 4 summarises the potential DIF on the scale item for each demography. In addition, Tables 5 and 6 exemplifies the DIF on gender and university

demography, respectively.  
As shown in Table 5, there was a significant difference between male and female participants in responding item Q10 ‘Homosexuality can be considered immoral’, and Q11 ‘Homosexuality can be classified as a mental disorder’. Female students were observed to be more capable of responding to the two items compared to the males. The finding also could be interpreted that female students seemed to have more negative perceptions about homosexuals than males. Moreover, as indicated in Table 6, students’ responses to item Q8 ‘There should be no reason to restrict the place where homosexuals study and collaborate’ and Q16 ‘I feel more negative about homosexuality since I learned about AIDS’ revealed significant difference (DIF contrast  $>0.05$  and  $p < 0.05$ ). It indicated that students from state universities were shown to be more able to respond to the two items. It is interesting to highlight that although students from state universities tend to be supportive to homosexuals than those in private universities, they had negative views about homosexuality when it was associated with AIDS.

**Table 4**  
Potential DIF on the scale item.

No	Demography		Number of items with potential DIF (N <sub>DIF</sub> )	Items
1	Gender	Male (1) Female (2)	2	Q10, Q11
2	Age	< 21 (1)  21–25 (2)  26–30 (3) 31–35 (4) 35 < (5)	14	Q2, Q4, Q5, Q7, Q8, Q10, Q11, Q12, Q13, Q14, Q15, Q16, Q17
3	Program	Diploma program (1) Undergraduate (2) Master program (3) Doctoral program (4)	9	Q5, Q6, Q7, Q8, Q10, Q11, Q13, Q15, Q16,
4	University	State university (1) Private university (2)	2	Q8, Q16

**Table 5**  
DIF on scale item for gender.

Item	Gender	DIF measure	DIF contrast	t	p
Q10	1	1.31	0.56	2.83	0.00
	2	0.74			
Q11	1	−0.01	0.57	3.50	0.00
	2	−0.59			

**Table 6**  
DIF on scale item for gender.

Item	University	DIF measure	DIF contrast	t	Probability
Q8	4	−0.23	0.60	3.72	0.00
	2	−0.83			
Q16	4	−1.05	0.66	3.78	0.00
	2	−1.71			

4. Discussion

The current study validated the homophobia scale comprising of 17 items using the data from religion-based university students in Indonesia. In general, the homophobia scale evaluated using Rasch model appears to have good psychometric properties. The assessment of PCA has shown that the scale only measures one single construct, i.e. homophobia among the students from the two cohorts of the sample. The assessment also showed that the unexplained variance of the residuals was reported under 15 %, suggesting that the scale items did not reflect another meaningful dimension other than homophobia.

The analysis of the item map also suggests that many items ( $N = 10$ ) were considered difficult to respond (Logit value  $>0.00$ ), and few items were regarded as easy ( $N = 4$ ). The item map analysis also revealed that students had a positive perception about homosexuality and homosexuals. Although students thought that homosexuals should be given the freedom to study and have social interaction in the campus society, they disagree if the campus society should recognise homosexuality as normal and thus should not be accepted in the society. This could be influenced, among other things, by perceptions of discrimination by educational institutions (Richardot & Bureau, 2020) but on the other hand, the participants, all of whom have religious backgrounds and tend to be religious fundamentalists, still hold that homosexuality is

unnatural and not accepted in Indonesia. In their view, homosexual behavior is considered a toxic relationship that can poison the behavior of those around them to follow their lifestyle as a gay person (Praptiningsih et al., 2020; Praptiningsih et al., 2024). This contrasts with the results of a study in Chile, where traditional values, social sanctions, and social rights are the three factors that contribute to the structural factors in the measurement of The Attitudes Towards Lesbians and Gay Men Scale (ATLG) (Cárdenas & Barrientos, 2008).

The religious background of the sample group strongly influenced their view on homosexuality and homophobia. For example, out of 329 participants, 322 had a Muslim background, which correlated with their attitudes. This relationship between religiosity and homophobia was also observed among undergraduate students, as reported by Wilkinson (2004). In Indonesia, Islam and Christianity strictly prohibit homosexuality, while Hinduism, Buddhism, and Confucianism lenient stance. This has a significant effect on homophobia, as supported by Balkin et al. (2009) who found that religious beliefs are a significant predictor of prejudice in homophobia. Although there is a relationship between religion and homophobia, religion itself is not always the main agent that constitutes homophobia behavior and sometimes does not contribute to homophobia at all (Wilets, 2016). A study in Ghana has shown that the media stimulates and perpetuates homophobia and heterosexism. The media is also used as a platform for politicians to gather support for reactionary interventions against homosexuality (Tettey, 2016). Additionally, the teachings of the religions in Indonesia, such as Islam, Christianity, Hinduism, Buddhism, and Confucianism, also promote tolerance towards fellow human beings. This implies that individuals with a sexual orientation disorder, such as homosexuals, still have the right to live their lives well, and religious adherents should respect them by giving them the same opportunities as other people to engage in activities related to the economy, health, and education, irrespective of their sexual orientation.

It's crucial to note that several scale items showed potential differential item functioning (DIF) based on participants' demographic characteristics. Specifically, potential DIF was identified in many items related to participants' age ( $NDIF = 14$ ) and their study program ( $NDIF = 9$ ). These findings suggest the need to revise the classification of age and study programs. The wide age range is attributed to participants coming from different levels of education—Diploma program, Bachelor's Program, Master's Program, and Doctoral Program—each with its own age range. Other research in nursing students at Midwestern University indicates that Midwestern culture has an impact on attitudes towards homophobia, as it does not support LGBT individuals (Dinkel & Patzel, 2007). Social factors such as sexual orientation, gender, and socio-economic status (Elk, 2021), as well as cultural factors influenced by participants' various ethnicities (Elk, 2021) across Indonesia, could also play a role.

In the study, it was found that female students had more negative views compared to male participants, which contradicts previous studies suggesting that males tend to be more tolerant of homosexuality in the context of AIDS. One of the reasons for this negative view is that being gay is perceived as deviant behavior and is seen as not in line with the religious and cultural norms in Indonesia (Moore, 2017). When discussing homosexuality, some participants with conservative views may feel uncomfortable. When it's associated with AIDS, there's concern about the possibility of contracting AIDS-related diseases, often caused by direct contact with individuals who are gay. This viewpoint was also observed in nurses, with female nurses feeling more uncomfortable serving individuals with gay and lesbian identities (11.4 % higher compared to male nurses at 6.1 %). (S. Neville & Henrickson, 2006). The same attitude is also shown by residential care, which although most men still show an attitude of avoiding accepting people related to sexual behaviors such as lesbians and gays (S. Neville et al., 2015) Similar attitudes were observed in residential care, as most men tended to avoid accepting people associated with sexual behaviors such as lesbians and gays, out of fear as they consider homosexuality to be illegal and a form



of mental illness. This is contrary to previous research which showed men having a more negative attitude towards homosexuality in general due to traditional gender role views that oppose homosexuality and view it as deviant behavior (Monto & Supinski, 2015). In addition, students from state universities tended to be more supportive of homosexuals compared to those in private universities, but they held negative views about homosexuality when it was associated with AIDS. To address these differences in the future, it is necessary to retest with a larger and more diverse group of participants to minimize cultural differences and enhance cross-cultural validity.

The psychometric analysis of the current study indicates that the homophobic scale is acceptable (Cronbach's  $\alpha = 0.79$ ). However, this reliability is lower than that reported in previous studies (Ciocca et al., 2015; Moral-de la Rubia et al., 2015). It's important to note that there are differences in the traits of the homophobic scale assessed in this study compared to the scale in previous studies. For instance, (Moral de la Rubia & Valle de la, 2014) selected only 8 out of 12 items on the homophobia scale and modified the alternatives into seven responses, while Ciocca et al. (2015) had 25 items with three factors associated with homophobia, namely behavior/negative affect, affect/behavioral aggression and negative cognition. This difference explains the variance in reliability scores between these scales and the difference in the context of the study participants. The variation in responses by participants, particularly in questions such as Q2 and Q10, significantly impacts the reliability scores in this study. The different responses of the participants from Indonesia may be influenced by discriminatory factors carried out by religious institutions and educational institutions (Richardot & Bureau, 2020), especially given that the participants in Indonesia come from faith-based universities. Nevertheless, despite the variability in per-person reliability results, the item's reliability has shown satisfactory results, demonstrating an excellent level of reliability ( $\alpha > 0.90$ ), slightly lower than the study conducted by Ciocca et al. (2015) (Cronbach's  $\alpha$  coefficient of 0.92). Thus, the excellent reliability of this item suggests that the homophobic scale has excellent internal consistency (You et al., 2020).

Although there is a scale of homophobia in place, it does not indicate acceptance or support for homosexual behavior in Indonesia. This scale is used to measure public responses to increasingly visible homosexual behavior. Homosexuality is considered a personality disorder within Indonesian religious and cultural contexts. Measurements of homophobia can influence government decisions regarding the establishment of legal protections for individuals, families, and society with respect to LGBT behavior through legislation (Wieringa, 2019). It is stated in Indonesia Constitution Article 27, paragraph (1) that "every citizen has an equal position before the law and the government." Furthermore, Article 28D (1) states that "each and every person has the right to recognition, security, protection, and certainty based on fair and equal treatment before the law," and Article 28E(3) reads that "everyone has the right to freely associate, assemble, and express their opinion." Universities, whether religious-based or non-religious, should be able to create a comfortable public space for everyone to interact, engage in activities, and develop talents and achievements without exception.

Many non-religious universities explicitly forbid the presence of LGBT individuals on campus. It is imperative that all universities take steps to combat homophobia in order to prevent it from escalating into prejudice and violence (Wieringa, 2019). The results of this research will empower religious universities to establish regulations prohibiting the spread of hate or hate speech related to homosexuality. The academic community of religious universities must adhere to educational values aimed at fostering understanding, self-awareness, tolerance, moderation, compassion, and progressiveness. Measures to prevent acts of homophobia should be enhanced within the environment of faith-based universities, providing opportunities for creative expression and supporting students in their coursework to enable positive interactions among homosexual individuals.

Since the Yogyakarta Principles were released in 2007 as global

guidelines for efforts to eliminate stigma and discrimination for LGBT groups (Principle On the Application of International Human Rights Law in Relation to Sexual Orientation and Gender Identity), the Indonesian Government has not taken concrete efforts to implement the principles Yogyakarta Principle. The existence of LGBT organizations in Indonesia invites polemics and is still a controversy of pros and cons in society. In student groups, they are divided into three categories, namely: the first group is pro-LGBT supporters. This group accepts the existence of LGBT people. The second group is a neutral team that responds to LGBT without any reaction in the gray area and tends not to care about the existence of LGBT. Third, counter or anti-LGBT groups who strongly oppose activities related to LGBT. The last group is the largest in Indonesia, due to the fact that same-sex marriage in Indonesia is not legalized by the Indonesian Government.

## 5. Conclusions and recommendation for further research

The level of homophobia in Indonesia is closely linked to the acceptance of the LGBT community. The background of the participants, whether they are students from state religion-based universities or private religion-based universities, has an influence on the results of the measurement of this homophobia scale. The religious and cultural teachings that prevail in Indonesia play an important role in shaping these attitudes. Some students still perceive homosexuality as deviant behavior, but they display positive behavior to support the rights of homosexuals to interact and participate in social life. However, the assessment of the homophobia scale has some limitations. It's important to expand the type and scope of assessment to allow for wider generalization. Research on this topic has only begun in Indonesia, so the data reported here should be considered a starting point.

## Funding

The researcher received no external funding.

## CRediT authorship contribution statement

**Novi Andayani Praptiningsih:** Writing – review & editing, Writing – original draft, Validation, Methodology, Investigation, Data curation, Conceptualization. **Herri Mulyono:** Writing – review & editing, Writing – original draft, Methodology, Investigation, Data curation. **Silvie Mil:** Writing – review & editing, Writing – original draft, Resources, Investigation. **Syaiful Rohim:** Writing – review & editing, Writing – original draft, Methodology, Investigation. **Benni Setiawan:** Writing – review & editing, Writing – original draft, Validation, Methodology, Investigation.

## Declaration of competing interest

All authors have no conflict of interest to declare.

## Data availability

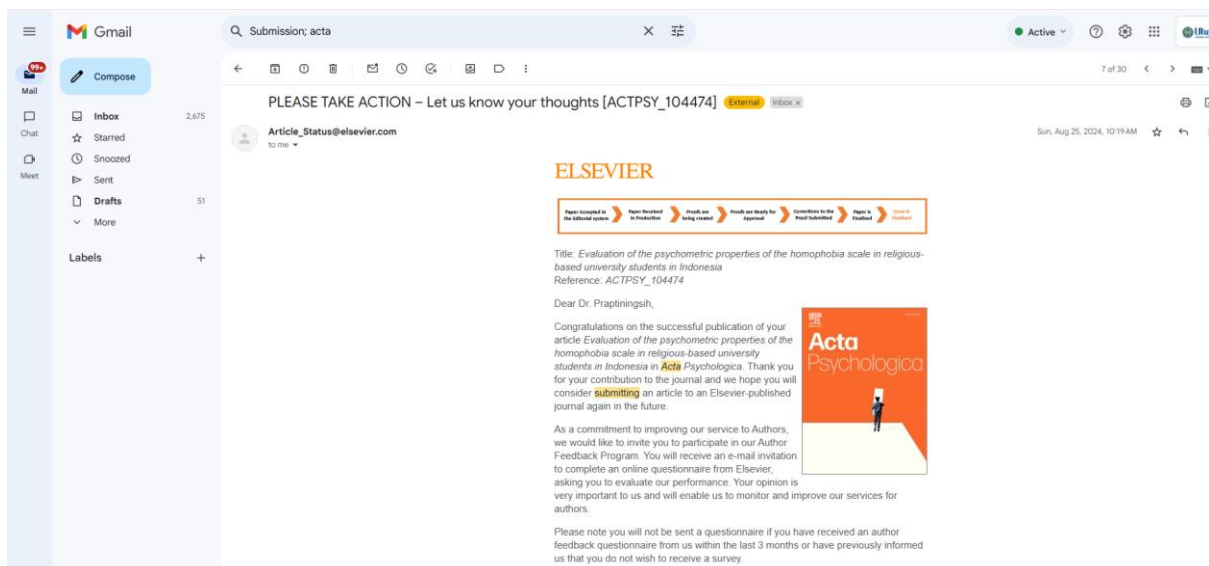
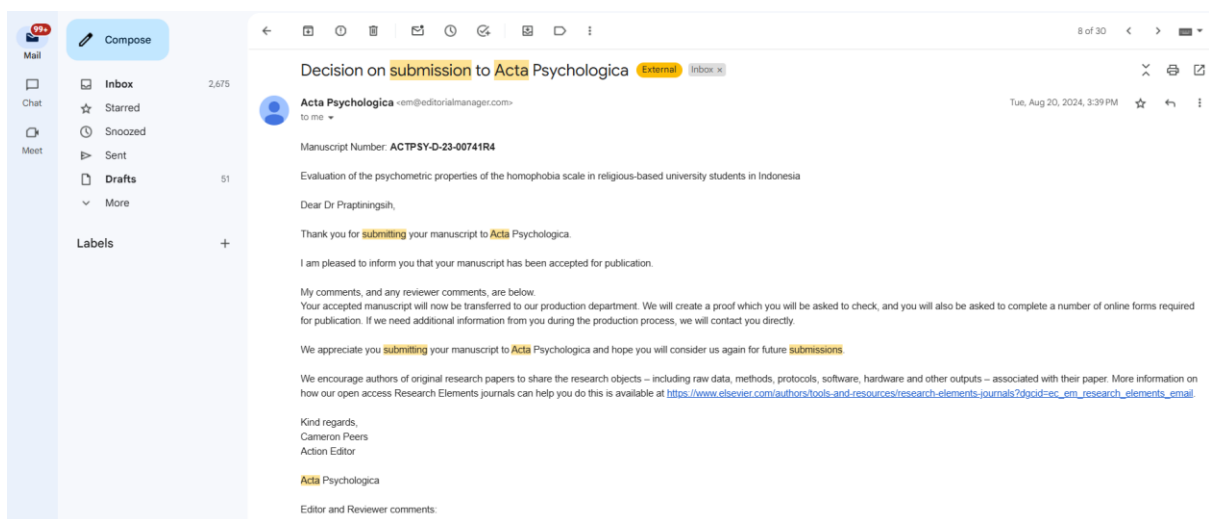
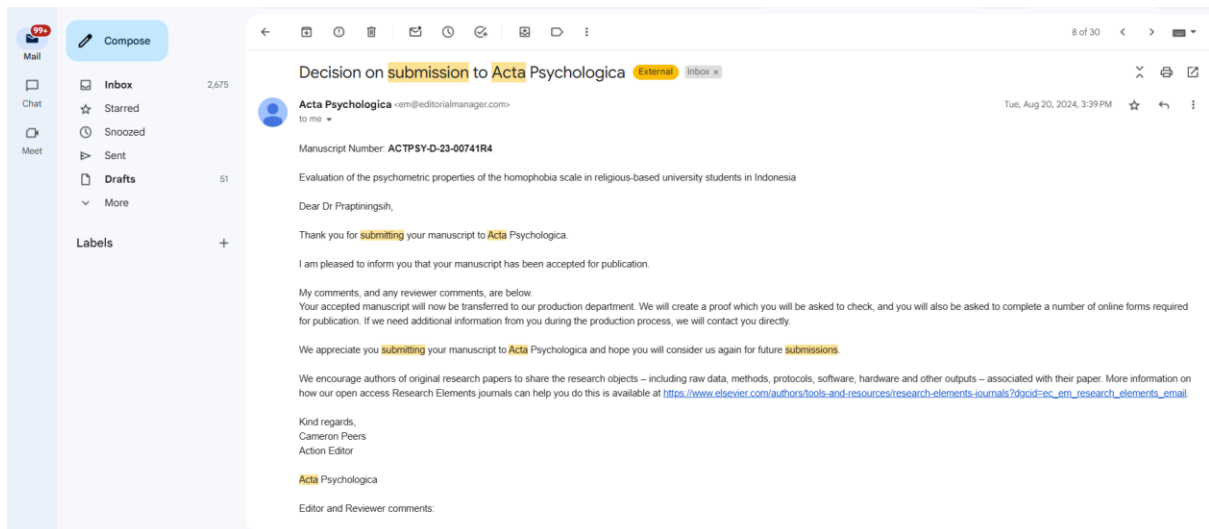
No data was used for the research described in the article.

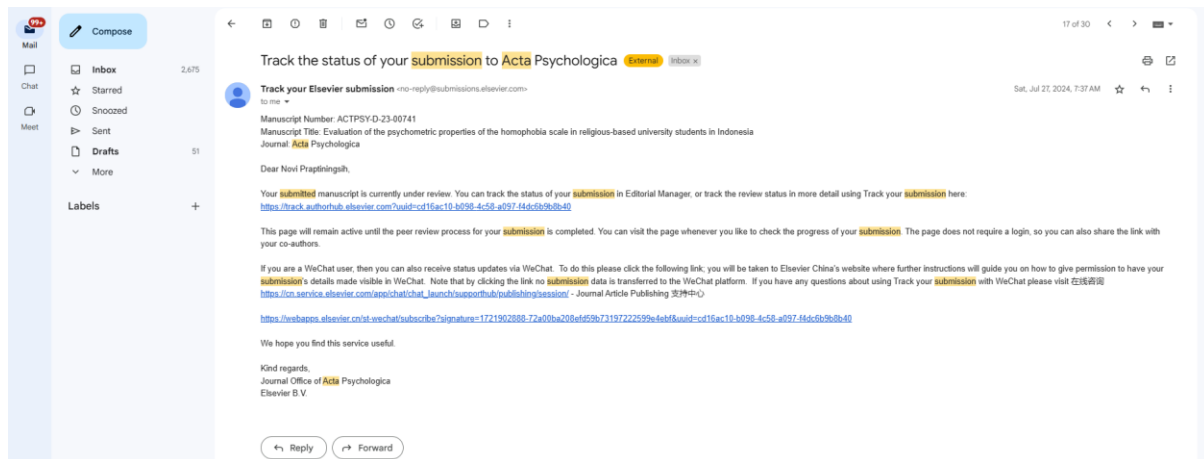
## References

- Allen, L. (2019). Bearing witness: Straight students talk about homophobia at school. *Sex Education*, 19(6). <https://doi.org/10.1080/14681811.2019.1581604>
- Balkin, R. S., Schlosser, L. Z., & Levitt, D. H. (2009). Religious identity and cultural diversity: Exploring the relationships between religious identity, sexism, homophobia, and multicultural competence. *Journal of Counseling and Development*, 87(4), 420–427. <https://doi.org/10.1002/j.1556-6678.2009.tb00126.x>
- Barragán-Medero, F., & Pérez-Jorge, D. (2020). Combating homophobia, lesbophobia, biphobia and transphobia: A liberating and subversive educational alternative for desires. *Heliyon*, 6(10). <https://doi.org/10.1016/j.heliyon.2020.e05225>
- Ben, F. (2020). Re-examining the utility of the Individualised Classroom Environment Questionnaire (ICEQ) using the Rasch model. In M. S. Khine (Ed.), *Rasch measurement: Applications in quantitative educational research* (pp. 77–97). Springer Singapore. [https://doi.org/10.1007/978-981-15-1800-3\\_5](https://doi.org/10.1007/978-981-15-1800-3_5).

- Beydağ, K. D., & Alp Dal, N. (2022). Homophobia levels of parents of nursing students and affecting factors. *Perspectives in Psychiatric Care*, 58(2), 871–876. <https://doi.org/10.1111/ppc.12866>
- Boellstorff, T. (2004). The emergence of political homophobia in Indonesia: Masculinity and national belonging. *Ethnos*, 69(4), 465–486. <https://doi.org/10.1080/0014184042000302308>
- Boone, W. J., Staver, J. R., & Yale, M. S. (2014). *Rasch analysis in the human sciences*. Springer.
- Boone, W. J., Townsend, J. S., & Staver, J. R. (2016). Utilizing multifaceted Rasch measurement through FACETS to evaluate science education datasets composed of judges, respondents, and rating scale items: An exemplar utilizing the elementary science teaching analysis matrix instrument. *Science Education*, 100(2), 221–238. <https://doi.org/10.1002/sce.21210>
- Cárdenas, M., & Barrientos, J. E. (2008). The attitudes toward lesbians and gay men scale (ATLG): Adaptation and testing the reliability and validity in Chile. *Journal of Sex Research*, 45(2), 140–149. <https://doi.org/10.1080/00224490801987424>
- Chan, M., & Subramaniam, R. (2020). Validation of a science concept inventory by Rasch analysis. In M. S. Khine (Ed.), *Rasch measurement: Applications in quantitative educational research* (pp. 159–178). Springer Singapore. [https://doi.org/10.1007/978-981-15-1800-3\\_9](https://doi.org/10.1007/978-981-15-1800-3_9)
- Chang, K.-C., Wang, J.-D., Tang, H.-P., Cheng, C.-M., & Lin, C.-Y. (2014). Psychometric evaluation, using Rasch analysis, of the WHOQOL-BREF in heroin-dependent people undergoing methadone maintenance treatment: Further item validation. *Health and Quality of Life Outcomes*, 12(1), 148.
- Ciocca, G., Capuano, N., Tuziak, B., Mollaioli, D., Limoncin, E., Valsecchi, D., ... Jannini, E. A. (2015). Italian Validation of Homophobia Scale (HS). *Sexual Medicine*, 3(3), 213–218. <https://doi.org/10.1002/sm2.68>
- Dinkel, S., & Patzel, B. (2007). Measures of homophobia among nursing students and faculty: A midwestern perspective. *International Journal of Nursing Education Scholarship*, 4(1). <https://doi.org/10.2202/1548-923X.1491>
- Elk, R. (2021). The intersection of racism, discrimination, bias, and homophobia toward African American sexual minority patients with cancer within the health care system. *Cancer*, 127(19), 3500–3504. <https://doi.org/10.1002/cncr.33627>
- Estrada, A. X. (2002). A preliminary scale for assessing attitudes toward homosexual in the mmilitarypsychological reports, 90(2), 583–592. <https://doi.org/10.2466/pr0.2002.90.2.583>
- Fraissé, C., & Barrientos, J. (2016). The concept of homophobia: A psychosocial perspective. *Sexologies*, 25(4), e65–e69. <https://doi.org/10.1016/j.sexol.2016.02.002>
- Fyfe, B. (1983). “Homophobia” or homosexual bias reconsidered. *Archives of Sexual Behavior*, 12(6), 549–554. <https://doi.org/10.1007/BF01542216>
- Goh, J. W. P., Quek, C. J., & Lee, O. K. (2010). An investigation of students’ perceptions of learning benefits of weblogs in an east Asian context: A Rasch analysis. *Journal of Educational Technology & Society*, 13(2), 90–101.
- Herek, G. M., & McLemore, K. A. (2013). Sexual prejudice. *Annual Review of Psychology*, 64(1), 309–333. <https://doi.org/10.1146/annurev-psych-113011-143826>
- Huang, F., Huang, L., & Oon, P.-T. (2020). Constructs evaluation of student attitudes toward science—A Rasch analysis. In M. S. Khine (Ed.), *Rasch measurement: Applications in quantitative educational research* (pp. 139–157). Springer Singapore. [https://doi.org/10.1007/978-981-15-1800-3\\_8](https://doi.org/10.1007/978-981-15-1800-3_8)
- Jager, J., Putnick, D. L., & Bornstein, M. H. (2017). More than just convenient: The scientific merits of homogeneous convenience samples. *Monographs of the Society for Research in Child Development*, 82(2), 13–30. <https://doi.org/10.1111/mono.12296>
- Khine, M. S. (2020). Objective measurement in psychometric analysis. In *Rasch measurement: Applications in quantitative educational research* (pp. 3–8). Springer.
- Kimmel, D. C. (2017). Homophobia. *The Curated Reference Collection in Neuroscience and Biobehavioral Psychology*, May, 2016, 209–214. <https://doi.org/10.1016/B978-0-12-809324-5.05587-5>
- Kite, M. E., & Bryant-Lees, K. B. (2016). Historical and contemporary attitudes toward homosexuality. *Teaching of Psychology*, 43(2). <https://doi.org/10.1177/0098628316636297>
- Klamen, D. L., Grossman, L. S., & Kopacz, D. R. (1999a). Journal of homosexuality: Foreword. *Journal of Homosexuality*, 37(1), 53–63. [https://doi.org/10.1300/J082v53n01\\_a](https://doi.org/10.1300/J082v53n01_a)
- Klamen, D. L., Grossman, L. S., & Kopacz, D. R. (1999b). Medical student homophobia. *Journal of Homosexuality*, 37(1), 53–63. [https://doi.org/10.1300/J082v53n01\\_04](https://doi.org/10.1300/J082v53n01_04)
- Linacre, J. M. (2010). When to stop removing items and persons in Rasch misfit analysis? *Rasch Measurement Transactions*, 23(4), 1241.
- Mathies, N., Coleman, T., McKie, R. M., Woodford, M. R., Courtice, E. L., Travers, R., & Renn, K. A. (2019). Hearing “that’s so gay” and “no homo” on academic outcomes for LGBTQ+ college students. *Journal of LGBT Youth*, 16(3), 255–277. <https://doi.org/10.1080/19361653.2019.1571981>
- Mavhandu-Mudzusi, A. H. (2017). Impact of stigma and discrimination on sexual wellbeing of LGBTI students in a South African rural university. *South African Journal of Higher Education*, 31(4). <https://doi.org/10.20853/31.4-894>
- Monto, M. A., & Supinski, J. (2015). Discomfort with homosexuality: A new measure captures differences in attitudes toward gay men and lesbians. *Journal of Homosexuality*, 61(6), 899–916. <https://doi.org/10.1080/00918369.2014.870816>
- Moore, L. M. (2017). Heterosexism and homophobia. *The Wiley-Blackwell Encyclopedia of Social Theory*, 1–3. <https://doi.org/10.1002/9781118430873.est0162>
- Moral de la Rubia, J., & Valle de la, O. A. (2014). Measurement of attitudes toward lesbians and gay men in students of health sciences from northeast Mexico. *Journal of Behavior, Health & Social Issues*, 6(1), 51–65.
- Moral-de la Rubia, J., Valle-de la, O. A., & García-Cadena, C. H. (2015). Variables related to sexual prejudice among Mexican health science students. *Medicina Universitaria*, 17(66), 20–29. <https://doi.org/10.1016/j.rmu.2014.09.002>
- Morris, M. (2019). Homophobia. In F. P. Bernat, & K. Frailing (Eds.), *The encyclopedia of women and crime* (pp. 1–3). John Wiley & Sons, Inc.. <https://doi.org/10.2307/3178421>
- Mulyono, H., Saskia, R., Arrummaiza, V. S., & Suryoputro, G. (2020). Psychometric assessment of an instrument evaluating the effects of affective variables on students’ WTC in face-to-face and digital environment. *Cogent Psychology*, 7(1), 1823617. <https://doi.org/10.1080/23311908.2020.1823617>
- Neville, S., Adams, J., Bellamy, G., Boyd, M., & George, N. (2015). Perceptions towards lesbian, gay and bisexual people in residential care facilities: A qualitative study. *International Journal of Older People Nursing*, 10(1), 73–81. <https://doi.org/10.1111/opn.12058>
- Neville, S., & Henrickson, M. (2006). Perceptions of lesbian, gay and bisexual people of primary healthcare services. *Journal of Advanced Nursing*, 55(4), 407–415. <https://doi.org/10.1111/j.1365-2648.2006.03944.x>
- Nieto-Gutierrez, W., Komori-Pariona, J. K., Sánchez, A. G., Centeno-Leguía, D., Arestegui-Sánchez, L., Katherine, M., & D. L. T.-R., Niño-García, R., Mendoza-Aucaruri, L., Mejia, C. R., & Quiñones-Laveriano, D. M. (2019). Factors associated with homophobia in medical students from eleven Peruvian universities. *Revista Colombiana de Psiquiatría (English Ed.)*, 48(4), 208–214. <https://doi.org/10.1016/j.rcpeng.2018.01.003>
- Ningsih, S. K., Mulyono, H., Ar Rahmah, R., & Fitriani, N. A. (2021). A Rasch-based validation of Indonesian EFL teachers’ received online social support scale. *Cogent Education*, 1957529. <https://doi.org/10.1080/2331186X.2021.1957529>. x(xx).
- Odenbring, Y., & Johansson, T. (2021). Violence, victimisation and young people. 4. <https://doi.org/10.1007/978-3-030-75319-1>
- Ong, A. D., & Weiss, D. J. (2000). The impact of anonymity on responses to sensitive questions. *Journal of Applied Social Psychology*, 30(8), 1691–1708. <https://doi.org/10.1111/j.1559-1816.2000.tb02462.x>
- Praptiningsih, N., Mulyono, H., & Setiawan, B. (2024). Toxic relationship in youth communication through self-love intervention strategy. *Online Journal of Communication and Media Technologies*, 14(2), 1–10. <https://doi.org/10.30935/ojcm/14292>
- Praptiningsih, N., Tarmini, W., & Marsinun, R. (2020). Communication and motivation coming out gay as self identity in Indonesia. *Communication Journal of Indonesian Association of Communications Scholar*, 5(1), 90–100.
- Richardot, S., & Bureau, M. C. (2020). What relationships do same-sex parents foster with school in France? Analysis of parental strategies deployed to prevent any risk of homophobia. *International Social Science Journal*, 70(235–236), 117–136. <https://doi.org/10.1111/issj.12227>
- Rusland, S. L., Jaafar, N. I., & Sumintono, B. (2020). Evaluating knowledge creation processes in the Royal Malaysian Navy (RMN) fleet: Personnel conceptualization, participation and differences. *Cogent Business & Management*, 7(1), 1785106. <https://doi.org/10.1080/23311975.2020.1785106>
- Schulte, L., & Battle, J. (2004). The relative importance of ethnicity and religion in predicting attitudes towards gays and lesbians. *Journal of Homosexuality*, 47, 127–141.
- Siebert, D. C., Chonody, J., Rutledge, S. E., & Killian, M. (2009). The index of attitudes toward homosexuals 30 years later: A psychometric study. *Research on Social Work Practice*, 19(2), 214–220. <https://doi.org/10.1177/1049731508318553>
- Spiegelhalter, D. (2015). *Sex by numbers: What statistics can tell us about sexual behaviour*. Profile Books.
- Tetty, W. J. (2016). Homosexuality, moral panic, and politicized homophobia in Ghana: Interrogating discourses of moral entrepreneurship in Ghanaian media. *Communication, Culture and Critique*, 9(1), 86–106. <https://doi.org/10.1111/cccr.12132>
- Van Zile-Tamsen, C. (2017). Using Rasch analysis to inform rating scale development. *Research in Higher Education*, 58(8), 922–933. <https://doi.org/10.1007/s11162-017-9448-0>
- Wieringa, S. E. (2019). Criminalisation of homosexuality in Indonesia: The role of the constitution and civil society. *Australian Journal of Asian Law*, 20(1), 227–245.
- Wiles, R., Crow, G., Heath, S., & Charles, V. (2008). The management of confidentiality and anonymity in social research. *International Journal of Social Research Methodology*, 11(5), 417–428. <https://doi.org/10.1080/13645570701622231>
- Wilets, J. D. (2016). Religion and homophobia. *The Wiley Blackwell Encyclopedia of Gender and Sexuality Studies*, 1–5. <https://doi.org/10.1002/9781118663219.wbgss460>
- Wilkinson, W. W. (2004). Religiosity, authoritarianism, and homophobia: A multidimensional approach, 14. *Inter National Journal for the Psychology of Religion*, 14, 55–67.
- Winberg, C., Coleman, T., Woodford, M. R., McKie, R. M., Travers, R., & Renn, K. A. (2019). Hearing “That’s so gay” and “no homo” on campus and substance use among sexual minority college students. *Journal of Homosexuality*, 66(10). <https://doi.org/10.1080/00918369.2018.1542208>
- You, H. S., Haudek, K., Merrill, J., & Urban-Lurain, M. (2020). Construct validity of computer scored constructed response items in undergraduate introductory biology courses. In M. S. Khine (Ed.), *Rasch measurement: Applications in quantitative educational research* (pp. 223–240). Springer Singapore. [https://doi.org/10.1007/978-981-15-1800-3\\_12](https://doi.org/10.1007/978-981-15-1800-3_12)
- Yu, C. H. (2020). Objective measurement: How Rasch modeling can simplify and enhance your assessment. In M. Khine (Ed.), *Rasch measurement: Applications in quantitative educational research* (pp. 47–73). Springer. [https://doi.org/10.1007/978-981-15-1800-3\\_4](https://doi.org/10.1007/978-981-15-1800-3_4)







## #1. Manuscript Number: **ACTPSY-D-23-00741R2**

Editor and Reviewer comments:

Reviewer #1: Dear Authors,

Thank you for the effort you put into writing this manuscript. Overall, it presents a relevant and well-structured study evaluating the psychometric properties of the homophobia scale in students from religious-based universities in Indonesia.

The study appropriately uses the Rasch model for data analysis, providing a solid basis for validating the scale in this context. The inclusion of DIF analysis is a strong point, showing how different demographics respond to the scale items. The results section is well-organized and presents the data clearly and systematically.

Aspects to Improve

### 1. Justification of the Study

-Observation: Although the controversy over homosexuality in Indonesia is mentioned, the justification for the study could be more robust and more detailed.

-Recommendation: Detail why this study is crucial in the Indonesian context, providing specific examples of how the results can impact local policies and practices.

### 2. Clarification in Methodology

-Observation: The explanation of why the Rasch analysis was chosen over other possible statistical approaches is superficial.

-Recommendation: Explain in more depth the choice of Rasch analysis and its comparison with other statistical methods, highlighting its specific advantages for this study.

### 3. External Validity

-Observation: The homogeneity of the sample and its possible impact on the study's external validity are not sufficiently discussed.

-Recommendation: Expand the discussion on how the homogeneity of the sample can affect the generalization of the results to other populations.

#### 4. Interpretation of Results

-Observation: The interpretation of the results, especially regarding gender differences and the association with AIDS, is superficial.

-Recommendation: Provide a richer and more contextualized interpretation of the findings, including a summary of the key results at the end of the results section.

#### 5. Depth in Discussion

-Observation: The discussion could delve deeper into the implications of the findings and how they can influence future policies and educational practices.

-Recommendation: Expand on the practical implications and future research directions, providing specific examples of how the findings can improve policies and practices in religious universities.

#### 6. Practical Recommendations

-Observation: There is a lack of specific recommendations on how to use the study's results.

-Recommendation: Include concrete suggestions for educators and policymakers on how the study's findings can be implemented to address homophobia in religious universities.

#### 7. Ethical Aspects

-Observation: Although it is mentioned that informed consent was obtained, a detailed explanation of the ethical procedures is lacking.

-Recommendation: Provide more details on how the confidentiality and anonymity of the participants were ensured, and include a clear statement about the approval of the ethics committee and any associated reference number.

#### Conclusion

The manuscript presents a valuable contribution to the study of attitudes towards homosexuality. I believe that the suggested improvements will strengthen the clarity and depth of the findings and help improve the quality of the manuscript.

Best regards,

David Pérez Jorge

Reviewer #2: In the revision of the paper some of the requested changes have been introduced, e.g. an explanation of homosexuality in Indonesia. This commentary contributes to a better interpretation of the results presented. Some of the bibliographical references have also been updated. However, there are some issues that should be analysed. In the conclusions section it is mentioned "This implies that individuals with a sexual orientation disorder, such as homosexuals". Does this refer to the perception of homosexuality by the different religions practised in Indonesia? This should be clarified because it may seem to be the opinion of the research team on homosexuality. Also, the Yogyakarta Principles that promote guaranteeing the rights of the LGBT community should be discussed. The implications of the results have also not been reflected upon. Given the level of homonegativity found, what should the universities involved in this research do, and what are the implications for LGBT students? This recommendation on further reflection on the consequences has not been developed.

#2. Manuscript Number: **ACTPSY-D-23-00741R3**

Editor and Reviewer comments:

Reviewer #1: The authors have addressed all the major comments and suggestions from the reviewers. The revisions made are adequate and have significantly improved the manuscript. Based on the detailed responses and changes made, I recommend that the manuscript is now suitable for publication without the need for further major revisions.  
Best regards,

Reviewer #2: In the revision of the paper changes have been introduced. However, the text is full of stereotypes (i.e. "Additionally, promiscuous sexual behavior among LGBT individuals poses a risk of HIV/AIDS transmission, contradicting Indonesia's national education goals and religious university education" or "Additionally, steps can be taken to prohibit dress that does not align with gender norms, as this may cause discomfort for students" or "The results of the homophobia measurement also form the basis for decision-making regarding policies to protect the rights of heterosexual students from LGBT behavior and lifestyle by applying religious values, in order to create a conducive academic environment and religious climate that shapes students into a straight man"). I believe that these prejudices violate the rights of LGBT people. Furthermore, the idea of sexual orientation disorder should be specified as indicated in the previous review.