

Dan Mugisidi - Study of Utilization Under Sea-water Hydrostatic Pressure as Hydro Power Generation

by Dan Mugisidi Uploaded By Lutfan Zulwaqar

Submission date: 25-Jun-2020 11:17AM (UTC+0700)

Submission ID: 1349360252

File name: .4.Study_of_Utilization_Under_Sea-water_Hydrostatic_Pressure.pdf (3.04M)

Word count: 1649

Character count: 8587

Study of Utilization Under Sea-water Hydrostatic Pressure as Hydro Power Generation

Dan Mugisidi^{1*} and Oktarina Heriyani²

¹Department of Mechanical Engineering, Faculty of Engineering, Universitas Muhammadiyah Prof. DR. HAMKA, Jakarta – Indonesia

² Department of Electrical Engineering, Faculty of Engineering, Universitas Muhammadiyah Prof. DR. HAMKA, Jakarta - Indonesia

Abstract. Harvesting energy from hydrostatic pressures in the ocean depth involves many variables that create complex situations. Variables such as pressure, temperature, water flow, and even fish are examples of variables that must be taken into account. In this study, the variables used to estimate power generation are pressure and depth. The purpose of this research is to get the picture of power potential that can be obtained by utilizing hydrostatic pressure under the sea. The study is based on literature from previous research and calculation. The generator is assumed coupled with reverse osmosis equipment so that the output is fresh water and electricity. The calculation is based on information of population in Pramuka island that required 288 m³/day. The results show that the power generated is 16% of the available power potential and save electricity cost of water distribution 913 Rp/m³ or reduced 46%.

Keywords: pressure, under water, hydrostatic, energy, sea water

1. Introduction

« When the well is dry, we know the worth of water »
(Benjamin Franklin)

Water is an indispensable necessity for living things and has become a global problem. Humans, animals and plants need water to survive. As population increased from about 5.3 billion in 1992 to about 7.0 billion in 2012, water demand increase dramatically (1). Water scarcity is not longer a fiction since the water demand has triple in 50 years, globally (2). 1 of 4 children will live in rare area of water (3). It will also threaten Indonesia. Indonesia which is a country consisting of thousands of islands and surrounded by vast ocean, therefore making sea water as raw water for fresh water very reasonable. Unfortunately, the seawater contain the large amounts of salt such as Fluoride, hardness (CaCO₃), Chloride, Sodium, Sulfate, and Potassium Permanganate (KMnO₄) (4). One of the most ways to remove salt content in sea water is reverse osmosis (RO). One of the variables that greatly affect RO performance is water feed pressure which has range between 50 bar – 90 bar (5). High feed water pressure and flow rate require large pump energy, so some efforts are made to reduce energy costs by utilizing renewable energy. One of them is hydrostatic pressure. Therefore Hydrostatic pressure reduces the electricity consumption for the

reverse osmosis process from 10 (kwh / m³) to 2.98 (kwh / m³) (6). Usage of hydrostatic pressure as energy source has efficiency 80% in desalination process with RO (7). In this study, fresh water generated by RO is pumped to the surface. To reduce energy costs, underwater waterwheel is positioned before RO. Pressurized sea water will enter and push the mill into rotation before entering into RO. The energy produced by the waterwheel will be used to reduce the energy of freshwater pumps. This study focused on the estimated energy calculations obtained from the waterwheel and the cost to be reduced.

2. System Design

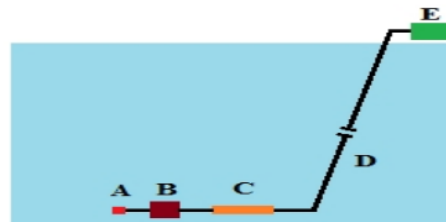


Figure 1 Scheme of Underwater turbine with submarine RO. A=Coarse Filter, B=Underwater Turbine, C=RO submarine unit, D=piping, E=Fresh water pump

* Corresponding author: dan.mugisidi@uhamka.ac.id

Non-nclature	
D	= Pipe Diameter (m)
g	= Gravitation ($m.s^{-2}$)
h	= Depth (m)
h_T	= Total head (m)
L	= pipe length (m)
N	= wheel rotation (RPM)
P	= Hydrostatic pressure (Pa)
Q	= Flowrate ($m^3.s^{-1}$)
P_{in}	= Potential power (W)
P_T	= Power generated (W)
r	= RO recovery ratio
v	= velocity (ms^{-1})
Symbol	
ρ	= Fluid density ($kg.m^{-3}$)
η	= System efficiency
Δh	= Friction head loss (m)
τ	= Torque (N-m)
Subscripts	
S	= Sea water
F	= Fresh water

As shown in Figure 1, Underwater turbine is situated before RO desalination unit. Underwater turbine is situated before the RO unit. Since RO operational pressure requires a certain amount of pressure, the output pressure of underwater waterwheel should not be less than RO operational pressure. Hydrostatic pressure is calculated with this equation,

$$P = \rho_s \cdot g \cdot h \quad (1)$$

ρ_s is fluid density of sea water. In calculation the fluid density is $1,025 (kg.m^{-3})$. Gravitational acceleration is $9.81 (m.s^{-2})$. The potential power due to the hydrostatic pressure is

$$P_{in} = Q \cdot \rho_s \cdot g \cdot h_T \quad (2)$$

The power generated is calculated base on rotation and torque of the wheel.

$$P_T = \frac{2\pi N \tau}{60} \quad (3)$$

Rotation of the wheel obtained from velocity of sea water inside the wheel. Torque is calculated from force of water flow multiply by radius of the wheel.

$$v = \frac{\pi \cdot D_w \cdot N}{60} \quad (4)$$

$$T = F \cdot r \quad (5)$$

Force (F) is calculated from the pressure difference between the hydrostatic pressure and the pressure required by the RO operational pressure ΔP .

$$F = \Delta P \cdot A \quad (6)$$

Where A is area of the wheel blade.

to obtain an appropriate operational pressure of 70 bar, using equation (1), then the required depth is 696.15 m. assuming the hydrostatic pressure is 1.5 times RO operational pressure then the required

depth is 1,044.23 (m). So that, ΔP is 35 bar or 3,500,000 Pascal. To calculate flow rate of fresh water, Pramuka island is used as a base line. With population of 2,000 people (8) and an average water usage of 144 liters per person per day then the water requirement is 288,000 (l/d) or 12 (m^3/h). in second the flow rate is 0.00333 (m^3/s), this is expected fresh water from RO unit. Ratio recovery of fresh water is 0.25 (7) then the flow rate of turbine is 0.00444 . The potential power at the depth is 47 (KW) but since ΔP is 3,500,000 (Pa) then the potential power consider only 15.56 (KW). Efektif Diameter of turbine is assume 1.5 (m) so the radius is 0.75 (m). The effective area of the turbine blade is 0.02 (m^2) so that the force obtained is 70,000 Newton and the torque is 52,500 (N-m)

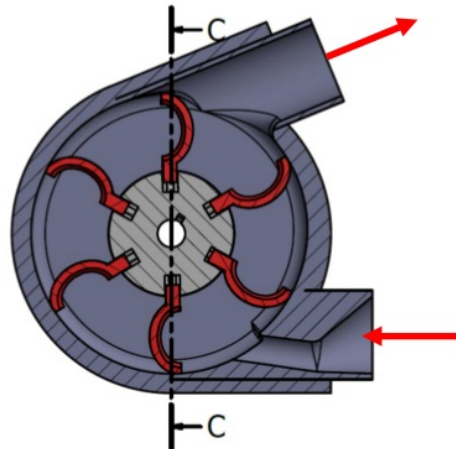


Figure 2. Underwater turbine

Velocity of the blade turbine is assume same as velocity of water flow inside the turbine and calculated with continuity formulation, then v is $0.22 (m.s^{-1})$ and rotation is 2.83 (r/m). The efficiency of the turbin is assume 80% then the power output of the the turbine is 12.44.33 (KW). The total efficiency of the generator, including the mechanical connection and the power network is considered 60% so that the power generated by the generator is 7.47 (KW). Total efficiency of system is about 16%. In this study, the electricity from underwater turbine generator is combine with electricity from State electricity company (PLN) and energize fresh water pump. So that the electricity usage of PLN can be reduced.

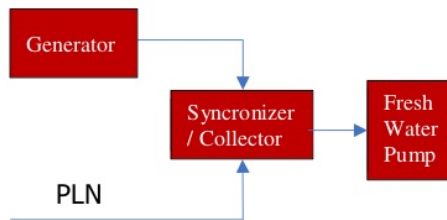


Figure 3. Electricity schema of underwater turbine

Since fresh water coming out of RO has greater pressure then it will rise to the surface of the ocean to create a pressure balance with its environment. Friction coefficient on laminar flow is 0.012 so the friction head loss is 0.197 (m). Therefore the total head of the freshwater pump is set at 500 meters to handle the suction, discharge and friction head. So the power required by fresh water pump is 16.35 (KW). If the cost of electricity is 1.467 Rp / KWh, then the cost required to pump fresh water is 2000 Rp / M3. Utilization of hydrostatic pressure to generate electricity can save 913 Rp / m3 or decrease by 46%.

3. CONCLUSION

The power generated using energy derived from hydrostatic pressure provides a financial advantage. Based on the calculation, the power generated reaches 46% of fresh water pump requirement. This can reduce the freshwater production cost to become more economical. Since the electricity consumption is reduced, this study will also give contribution for developing lowcarbon society. However, further research on environmental impacts is needed.

Reference

1. UNEP. UN-Water Status Report on The Application of Integrated Approaches to Water Resources Management. United Nations Environment Programme. 2012. 1-119 p.
2. Vigotti R, Hoffman A. The water scarcity and Water Scurity: political and Social implications. In: Technology and Water. Rome: IEA Working Party; 2009.
3. UNICEF: 1 dari 4 Anak akan Tinggal di Daerah Langka Air | Republika Online [Internet]. [cited 2017 Jun 29]. Available from: <http://www.republika.co.id/berita/internasional/global/17/03/23/on8xa8384-unicef-1-dari-4-anak-akan-tinggal-di-daerah-langka-air>
4. Mugisidi D, Heriyani O. Sea Water Characterization at Ujung Kulon Coastal Depth as Raw Water Source for Desalination and Potential Energy. In: The 2nd International Conference on Energy, Environmental and Information System (ICENIS 2017) [Internet]. 2018 [cited 2018 Apr 25]. Available from: https://www.e3s-conferences.org/articles/e3sconf/pdf/2018/06/e3sconf_icenis2018_02005.pdf
5. Sassi KM, Mujtaba IM. Effective design of reverse osmosis based desalination process considering wide range of salinity and seawater temperature. DES [Internet]. 2012 [cited 2018 Jul 14];306:8–16. Available from: <http://dx.doi.org/10.1016/j.desal.2012.08.007>
6. Charcosset C, Falconet C, Combe M. Hydrostatic pressure plants for desalination via reverse osmosis. Renew Energy. 2009;34(12):2878–82.
7. Reali M, de Gerloni M, Sampaolo A. Submarine and underground reverse osmosis schemes for energy-efficient seawater desalination. Desalination [Internet]. 1997 Jun [cited 2017 Jun 30];109(3):269–75. Available from: <http://linkinghub.elsevier.com/retrieve/pii/S0011916497000738>
8. Pulau Pramuka - Wikipedia bahasa Indonesia, ensiklopedia bebas [Internet]. [cited 2018 Jul 15]. Available from: https://id.wikipedia.org/wiki/Pulau_Pramuka#Demografi

Dan Mugisidi - Study of Utilization Under Sea-water Hydrostatic Pressure as Hydro Power Generation

ORIGINALITY REPORT

3%

SIMILARITY INDEX

1%

INTERNET SOURCES

2%

PUBLICATIONS

0%

STUDENT PAPERS

PRIMARY SOURCES

1

C. Charcosset, C. Falconet, M. Combe.
"Hydrostatic pressure plants for desalination via
reverse osmosis", Renewable Energy, 2009

Publication

2%

2

researchspace.auckland.ac.nz

Internet Source

1%

Exclude quotes On

Exclude matches < 17 words

Exclude bibliography On