

1. Halaman Sampul
2. Redaksi
3. Daftar Isi
4. Bukti Kinerja
5. Halaman Scimago
6. Halaman Scopus

1. HALAMAN SAMPUL

Abstract Searching for new types of biological activities among preliminarily identified hit compounds is a key challenge in modern medicinal chemistry. In our study, a previously studied 3-[5-(1*H*-indol-3-ylmethylene)-4-oxo-2-thioxothiazolidin-3-yl]-propionic acid (Les-6614) was screened for antimicrobial, antifungal, anti-allergic, and antitumor activities. Moreover, cytotoxicity, molecular [...] **Read more.**

(This article belongs to the Special Issue **Heterocyclic Chemistry in Drug Design 2.0** ([/journal/scipharm/special_issues/Heterocyclic_Chemistry_2.0](https://journal/scipharm/special_issues/Heterocyclic_Chemistry_2.0)))

► **Show Figures**

(https://pub.mdpi-res.com/scipharm/scipharm-91-00013/article_deploy/html/images/scipharm-91-00013-g001-550.jpg?1677743524) (https://pub.mdpi-res.com/scipharm/scipharm-91-00013/article_deploy/html/images/scipharm-91-00013-g002-550.jpg?1677743524) (https://pub.mdpi-res.com/scipharm/scipharm-91-00013/article_deploy/html/images/scipharm-91-00013-g003-550.jpg?1677743527)

Open Access Article

☰ ⬇️ ([/2218-0532/91/1/12/pdf?version=1676888127](https://doi.org/10.3390/scipharm91010012/pdf?version=1676888127))

Preclinical In Vitro Investigation of MDM2 Inhibition in Combination with Antiangiogenic Therapy for Breast Cancer Treatment ([/2218-0532/91/1/12](https://doi.org/10.3390/scipharm91010012))

by [Ali M. Alaseem](https://sciprofiles.com/profile/2684652) (<https://sciprofiles.com/profile/2684652>), [Khalid Alhazzani](https://sciprofiles.com/profile/1373267) (<https://sciprofiles.com/profile/1373267>),

[Ahmed Zuwaiei Alanazi](https://sciprofiles.com/profile/882235) (<https://sciprofiles.com/profile/882235>),

[Yasser Alqarni](https://sciprofiles.com/profile/author/WDZicjhpdkRjL1EwNldNdHRkbmsWk1BZ3pnak9rU0NBn0xibE9jWVVLVT0=) (<https://sciprofiles.com/profile/author/WDZicjhpdkRjL1EwNldNdHRkbmsWk1BZ3pnak9rU0NBn0xibE9jWVVLVT0=>),

[Mohammad M. Algahtani](https://sciprofiles.com/profile/2774367) (<https://sciprofiles.com/profile/2774367>), [Abdullah S. Alhamed](https://sciprofiles.com/profile/2293906) (<https://sciprofiles.com/profile/2293906>),

[Glowi Alasiri](https://sciprofiles.com/profile/2518907) (<https://sciprofiles.com/profile/2518907>), [Fahad T. Alotaibi](https://sciprofiles.com/profile/2774636) (<https://sciprofiles.com/profile/2774636>),

[Talha Jawaid](https://sciprofiles.com/profile/2689109) (<https://sciprofiles.com/profile/2689109>) and [Jehad A. Aldali](https://sciprofiles.com/profile/2434618) (<https://sciprofiles.com/profile/2434618>)

Sci. Pharm. **2023**, *91*(1), 12; <https://doi.org/10.3390/scipharm91010012> (<https://doi.org/10.3390/scipharm91010012>) - 20 Feb 2023

Abstract Background: Combining antiangiogenic drugs with other chemotherapeutic drugs has been found to produce superior therapeutic outcomes and prevent drug resistance in a variety of cancers. Methods: Experimental assays such as the MTT assay, flow cytometry, western blotting, and qPCR have been used to [...] **Read more.**

► **Show Figures**

(https://pub.mdpi-res.com/scipharm/scipharm-91-00012/article_deploy/html/images/scipharm-91-00012-g001-550.jpg?1676888207) (https://pub.mdpi-res.com/scipharm/scipharm-91-00012/article_deploy/html/images/scipharm-91-00012-g002-550.jpg?1676888203) (https://pub.mdpi-res.com/scipharm/scipharm-91-00012/article_deploy/html/images/scipharm-91-00012-g003-550.jpg?1676888223) (https://pub.mdpi-res.com/scipharm/scipharm-91-00012/article_deploy/html/images/scipharm-91-00012-g004-550.jpg?1676888219) (https://pub.mdpi-res.com/scipharm/scipharm-91-00012/article_deploy/html/images/scipharm-91-00012-g005-550.jpg?1676888213) (https://pub.mdpi-res.com/scipharm/scipharm-91-00012/article_deploy/html/images/scipharm-91-00012-g006-550.jpg?1676888222)

Open Access Article

☰ ⬇️ ([/2218-0532/91/1/11/pdf?version=1676267753](https://doi.org/10.3390/scipharm91010011/pdf?version=1676267753))

Long-Term Paracetamol Treatment Impairs Cognitive Function and Brain-Derived Neurotrophic Factor in Adult Rat Brain ([/2218-0532/91/1/11](https://doi.org/10.3390/scipharm91010011))

by [Laddawan Lalert](https://sciprofiles.com/profile/2596981) (<https://sciprofiles.com/profile/2596981>),

[Nutnicha Tantarungsee](https://sciprofiles.com/profile/author/dDEXwIZMMGJGTEFWN0JYVzhmdFVBRDITVkrR4QVNFN2d3ektPWnFERVd1ND0=) (<https://sciprofiles.com/profile/author/dDEXwIZMMGJGTEFWN0JYVzhmdFVBRDITVkrR4QVNFN2d3ektPWnFERVd1ND0=>),

[Tiphanan Chotipinit](https://sciprofiles.com/profile/author/M1JESWxvQStVZGRaaGtWRURuV2dhSnFQREZkR2xNWkhrbEJDcGZ6TUZNWT0=) (<https://sciprofiles.com/profile/author/M1JESWxvQStVZGRaaGtWRURuV2dhSnFQREZkR2xNWkhrbEJDcGZ6TUZNWT0=>),

[Wilawan Ji-au](https://sciprofiles.com/profile/author/US9LdGZjNjExcZXMtB0UkISNC82TEZqMVpGbzBiMnBtNUZDZGtSY3NSWT0=) (<https://sciprofiles.com/profile/author/US9LdGZjNjExcZXMtB0UkISNC82TEZqMVpGbzBiMnBtNUZDZGtSY3NSWT0=>),

[Anan Srikiatkhachorn](https://sciprofiles.com/profile/author/cFBCaW5yeHpzSWRzNDQ5WGhDUEdkSkxMdTV4V2hIb2ZCL1JDQ3g1TTNhWT0=) (<https://sciprofiles.com/profile/author/cFBCaW5yeHpzSWRzNDQ5WGhDUEdkSkxMdTV4V2hIb2ZCL1JDQ3g1TTNhWT0=>)

and

[Supang Maneesri-le Grand](https://sciprofiles.com/profile/2700639) (<https://sciprofiles.com/profile/2700639>)

Sci. Pharm. **2023**, *91*(1), 11; <https://doi.org/10.3390/scipharm91010011> (<https://doi.org/10.3390/scipharm91010011>) - 13 Feb 2023

Abstract Paracetamol (acetaminophen, APAP) is known as a safe pain reliever; however, its negative effects on the central nervous system have gradually been reported. We examined alterations in learning and memory, and brain-derived neurotrophic factor (BDNF) expression in the frontal cortex and hippocampus at [...] **Read more.**

► **Show Figures**

(https://pub.mdpi-res.com/scipharm/scipharm-91-00011/article_deploy/html/images/scipharm-91-00011-g001-550.jpg?1676267824) (https://pub.mdpi-res.com/scipharm/scipharm-91-00011/article_deploy/html/images/scipharm-91-00011-g002-550.jpg?1676267819) (https://pub.mdpi-res.com/scipharm/scipharm-91-00011/article_deploy/html/images/scipharm-91-00011-g003-550.jpg?1676267822) (https://pub.mdpi-res.com/scipharm/scipharm-91-00011/article_deploy/html/images/scipharm-91-00011-g004-550.jpg?1676267818) (https://pub.mdpi-res.com/scipharm/scipharm-91-00011/article_deploy/html/images/scipharm-91-00011-g005a-550.jpg?1676267820) (https://pub.mdpi-res.com/scipharm/scipharm-91-00011/article_deploy/html/images/scipharm-91-00011-g005b-550.jpg?1676267821)

Open Access Communication

☰ ⬇️ ([/2218-0532/91/1/10/pdf?version=1675938350](https://doi.org/10.3390/scipharm91010010/pdf?version=1675938350)) ☰

We use cookies on our website to ensure you get the best experience.

Comparison of Substance Susceptibility Experiments) Antimicrobial Susceptibility Testing ([/2218-0532/91/1/10](https://doi.org/10.3390/scipharm91010010))

by [Filip Bielec](https://sciprofiles.com/profile/1994409) (<https://sciprofiles.com/profile/1994409>),

[Małgorzata Brauncajs](https://sciprofiles.com/profile/author/K3J2REU3Qm9VZ2IuBvIGMW9kZVN6V1hxcDVzODBaS21lYXErQXB4R3e262VQTKVXc) (<https://sciprofiles.com/profile/author/K3J2REU3Qm9VZ2IuBvIGMW9kZVN6V1hxcDVzODBaS21lYXErQXB4R3e262VQTKVXc>)

and

 [Dorota Pastuszek-Lewandoska \(https://sciprofiles.com/profile/1425378\)](https://sciprofiles.com/profile/1425378)

Sci. Pharm. **2023**, *91*(1), 10; <https://doi.org/10.3390/scipharm91010010> (<https://doi.org/10.3390/scipharm91010010>) - 09 Feb 2023

Abstract Funding is often a constraint when planning research, especially in countries where basic research is underfunded. Researchers must take into account these limitations, e.g., in relation to the selection of appropriate reagents, the source of which may affect the study's final results. The [...] [Read more](#).

► [Show Figures](#)

(https://pub.mdpi-res.com/scipharm/scipharm-91-00010/article_deploy/html/images/scipharm-91-00010-g001-550.jpg?1675938423) (https://pub.mdpi-res.com/scipharm/scipharm-91-00010/article_deploy/html/images/scipharm-91-00010-g002-550.jpg?1675938421) (https://pub.mdpi-res.com/scipharm/scipharm-91-00010/article_deploy/html/images/scipharm-91-00010-g003-550.jpg?1675938419)


Open Access Article

  [.\(/2218-0532/91/1/9/pdf?version=1675852596\)](https://doi.org/10.3390/scipharm91010010.pdf?version=1675852596) 


Antimicrobial Activity of Novel Deep Eutectic Solvents (*/2218-0532/91/1/9*)

by  [Noor Akbar \(https://sciprofiles.com/profile/2520403\)](https://sciprofiles.com/profile/2520403),  [Naveed Ahmed Khan \(https://sciprofiles.com/profile/360259\)](https://sciprofiles.com/profile/360259),

 [Taleb Ibrahim \(https://sciprofiles.com/profile/author/cWZyMUZOVFpmc2JubUtaRCtmbU1aUT09\)](https://sciprofiles.com/profile/author/cWZyMUZOVFpmc2JubUtaRCtmbU1aUT09),

 [Mustafa Khamis \(https://sciprofiles.com/profile/1068677\)](https://sciprofiles.com/profile/1068677),

 [Amir Sada Khan \(https://sciprofiles.com/profile/author/ZVdRZlIhyeVNXd3JsUi8yMlo5Y1B3dz09\)](https://sciprofiles.com/profile/author/ZVdRZlIhyeVNXd3JsUi8yMlo5Y1B3dz09),

 [Ahmad M. Alharbi \(https://sciprofiles.com/profile/author/cE5nS0xOU0Z0NuXaRTjYIU1RGJSbUt5WkRJcmYxblhEMUNBSDdqQ3EzQT0=\)](https://sciprofiles.com/profile/author/cE5nS0xOU0Z0NuXaRTjYIU1RGJSbUt5WkRJcmYxblhEMUNBSDdqQ3EzQT0=),

 [Hasan Alfahemi \(https://sciprofiles.com/profile/2279671\)](https://sciprofiles.com/profile/2279671) and  [Ruqaiyyah Siddiqui \(https://sciprofiles.com/profile/2061316\)](https://sciprofiles.com/profile/2061316)


Sci. Pharm. **2023**, *91*(1), 9; <https://doi.org/10.3390/scipharm91010009> (<https://doi.org/10.3390/scipharm91010009>) - 08 Feb 2023

Abstract Herein, we utilized several deep eutectic solvents (DES) that were based on hydrogen donors and hydrogen acceptors for their antibacterial application. These DES were tested for their bactericidal activities against Gram-positive (*Streptococcus pyogenes*, *Bacillus cereus*, *Streptococcus pneumoniae*, and methicillin-resistant *Staphylococcus aureus* [...]) [Read more](#).

► [Show Figures](#)

(https://pub.mdpi-res.com/scipharm/scipharm-91-00009/article_deploy/html/images/scipharm-91-00009-g001-550.jpg?1675852676) (https://pub.mdpi-res.com/scipharm/scipharm-91-00009/article_deploy/html/images/scipharm-91-00009-g002-550.jpg?1675852666) (https://pub.mdpi-res.com/scipharm/scipharm-91-00009/article_deploy/html/images/scipharm-91-00009-g003-550.jpg?1675852673) (https://pub.mdpi-res.com/scipharm/scipharm-91-00009/article_deploy/html/images/scipharm-91-00009-g004-550.jpg?1675852668)

Open Access Editorial

  [.\(/2218-0532/91/1/8/pdf?version=1677212972\)](https://doi.org/10.3390/scipharm91010008.pdf?version=1677212972)

Acknowledgment to the Reviewers of *Scientia Pharmaceutica* in 2022 (*/2218-0532/91/1/8*)

by [Scientia Pharmaceutica Editorial Office \(/search?authors=Scientia%20Pharmaceutica%20Editorial%20Office&orcid=\)](#)

Sci. Pharm. **2023**, *91*(1), 8; <https://doi.org/10.3390/scipharm91010008> (<https://doi.org/10.3390/scipharm91010008>) - 29 Jan 2023

Abstract High-quality academic publishing is built on rigorous peer review [...] [Full article \(/2218-0532/91/1/8\)](#)

Open Access Article


  [.\(/2218-0532/91/1/7/pdf?version=1674954467\)](https://doi.org/10.3390/scipharm91010007.pdf?version=1674954467) 

Phytochemical Characterization of *Pterocephalus frutescens* with In-Silico Evaluation as Chemotherapeutic Medicine and Oral Pharmacokinetics Prediction Study (*/2218-0532/91/1/7*)

by  [Atef A. El-Hela \(https://sciprofiles.com/profile/author/cGNaOHFuZG5xbnU5ODQ1N1d1eFo1S3hMSjJ0aks4SjBzbHU2MGs1UVRIRT0=\)](https://sciprofiles.com/profile/author/cGNaOHFuZG5xbnU5ODQ1N1d1eFo1S3hMSjJ0aks4SjBzbHU2MGs1UVRIRT0=),

 [Marwa S. Abu Bakr \(https://sciprofiles.com/profile/2604317\)](https://sciprofiles.com/profile/2604317),  [Mostafa M. Hegazy \(https://sciprofiles.com/profile/713805\)](https://sciprofiles.com/profile/713805),

 [Mohammed A. Dahab \(https://sciprofiles.com/profile/author/aEtNaEs4SEtYL1A0WXlxL1gwZUN6RDFDTTFBbIE5RFBBdWxEUFFIU2sxRT0=\)](https://sciprofiles.com/profile/author/aEtNaEs4SEtYL1A0WXlxL1gwZUN6RDFDTTFBbIE5RFBBdWxEUFFIU2sxRT0=),

 [Ayman Abo Elmaaty \(https://sciprofiles.com/profile/1651378\)](https://sciprofiles.com/profile/1651378),  [Adel Ehab Ibrahim \(https://sciprofiles.com/profile/2047165\)](https://sciprofiles.com/profile/2047165),

 [Sami El Deeb \(https://sciprofiles.com/profile/1403627\)](https://sciprofiles.com/profile/1403627) and  [Hatem S. Abbass \(https://sciprofiles.com/profile/1136980\)](https://sciprofiles.com/profile/1136980)

Sci. Pharm. **2023**, *91*(1), 7; <https://doi.org/10.3390/scipharm91010007> (<https://doi.org/10.3390/scipharm91010007>) - 28 Jan 2023

Abstract Virtual screening of the potential lead chemotherapeutic phytochemicals from medicinal plants has useful application in the field of in-silico modelling and computer-based drug design by orienting and scoring ligands in the active binding site of a target protein. The phytochemical investigation of the [...] [Read more](#).

► [Show Figures](#)

(https://pub.mdpi-res.com/scipharm/scipharm-91-00007/article_deploy/html/images/scipharm-91-00007-g001-550.jpg?1674954554) (https://pub.mdpi-res.com/scipharm/scipharm-91-00007/article_deploy/html/images/scipharm-91-00007-g002-550.jpg?1674954551) (https://pub.mdpi-res.com/scipharm/scipharm-91-00007/article_deploy/html/images/scipharm-91-00007-g003-550.jpg?1674954540) (https://pub.mdpi-res.com/scipharm/scipharm-91-00007/article_deploy/html/images/scipharm-91-00007-g004-550.jpg?1674954543) (https://pub.mdpi-res.com/scipharm/scipharm-91-00007/article_deploy/html/images/scipharm-91-00007-g005-550.jpg?1674954546) (https://pub.mdpi-res.com/scipharm/scipharm-91-00007/article_deploy/html/images/scipharm-91-00007-g006-550.jpg?1674954548)

We use cookies on our website to ensure you get the best experience.

[Read more about our cookies here \(/about/privacy\).](#)

Open Access Review

  [.\(/2218-0532/91/1/6/pdf?version=1676527948\)](https://doi.org/10.3390/scipharm91010006.pdf?version=1676527948)

A Review of the Biological Properties of Purple Corn (*Zea mays* L.) (*/2218-0532/91/1/6*)

Accept (/accept_cookies)

[Vol. 89 \(2021\), \(2218-0532/89\)](#)
[Vol. 88 \(2020\), \(2218-0532/88\)](#)
[Vol. 87 \(2019\), \(2218-0532/87\)](#)
[Vol. 86 \(2018\), \(2218-0532/86\)](#)
[Vol. 85 \(2017\), \(2218-0532/85\)](#)
[Vol. 84 \(2016\), \(2218-0532/84\)](#)



Volumes not published by MDPI

[Vol. 83 \(2015\), \(2218-0532/83\)](#)
[Vol. 82 \(2014\), \(2218-0532/82\)](#)
[Vol. 81 \(2013\), \(2218-0532/81\)](#)
[Vol. 80 \(2012\), \(2218-0532/80\)](#)
[Vol. 79 \(2011\), \(2218-0532/79\)](#)
[Vol. 78 \(2010\), \(2218-0532/78\)](#)
[Vol. 77 \(2009\), \(2218-0532/77\)](#)
[Vol. 76 \(2008\), \(2218-0532/76\)](#)
[Vol. 1-67 \(1933-1999\), \(https://anno.onb.ac.at/cgi-content/anno-plus?aid=sci\)](#)

[Vol. 75 \(2007\), \(2218-0532/75\)](#)
[Vol. 74 \(2006\), \(2218-0532/74\)](#)
[Vol. 73 \(2005\), \(2218-0532/73\)](#)
[Vol. 72 \(2004\), \(2218-0532/72\)](#)
[Vol. 71 \(2003\), \(2218-0532/71\)](#)
[Vol. 70 \(2002\), \(2218-0532/70\)](#)
[Vol. 69 \(2001\), \(2218-0532/69\)](#)
[Vol. 68 \(2000\), \(2218-0532/68\)](#)

Affiliated Society:



ÖSTERREICHISCHE
PHARMAZEUTISCHE
GESELLSCHAFT

https://serve.mdpi.com/www/my_files/cliik.php?oaparams=0&bannerid=5211&zoneid=4cb=db94dcae89&oadest=

Highly Accessed Articles

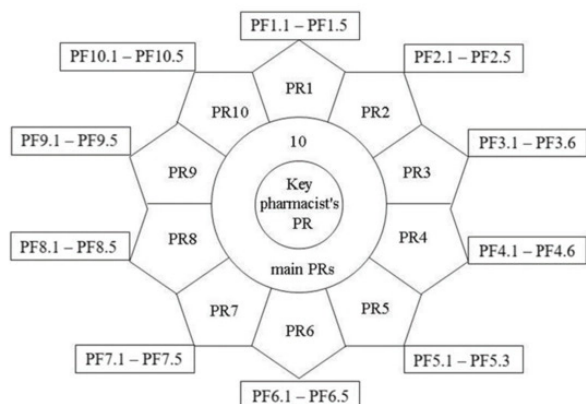
Article

[Detailing the Ten Main Professional Roles of a Pharmacist to Provide the Scope of Professional Functions \(2218-0532/91/1/5\)](#)

by [Yuliia Kremin \(search?authors=Yuliia%20Kremin&orcid=\)](#) et al.

Sci. Pharm. **2023**, *91*(1), 5; <https://doi.org/10.3390/scipharm91010005> (<https://doi.org/10.3390/scipharm91010005>).

Published: 13 January 2023



[\(2218-0532/91/1/5\)](#)

Article

[Long-Term Paracetamol Treatment Impairs Cognitive Function and Brain-Derived Neurotrophic Factor in Adult Rat Brain \(2218-0532/91/1/11\)](#)

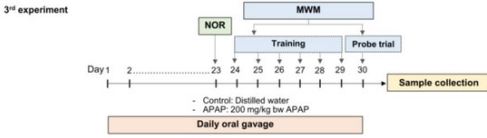
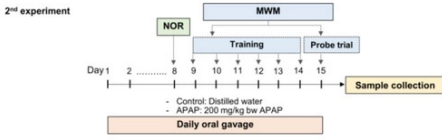
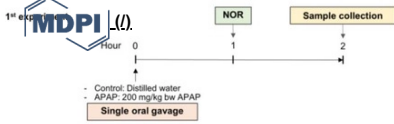
by [Laddawan Lalert \(search?authors=Laddawan%20Lalert&orcid=\)](#) et al.

Sci. Pharm. **2023**, *91*(1), 11; <https://doi.org/10.3390/scipharm91010011> (<https://doi.org/10.3390/scipharm91010011>).

Published: 13 February 2023

We use cookies on our website to ensure you get the best experience.
Read more about our cookies [here \(about/privacy\)](#).

Accept (accept_cookies)



[\(/2218-0532/91/1/11\)](#)

[View More... \(/search?q=&journal=scipharm&sort=articles_stats_art_view_page&page_count=50\)](#)

E-Mail Alert

Add your e-mail address to receive forthcoming issues of this journal:

News

16 February 2023

[Increasing Visibility for Preprints.org – Clarivate adds the Preprint Citation Index to the Web of Science \(/journal/scipharm/announcements/5363\)](#)

Preprints.org

The Multidisciplinary Preprint Platform

[\(/journal/scipharm/announcements/5363\)](#)

22 December 2022

[Special Issue Mentor Program \(/journal/scipharm/announcements/5184\)](#)

14 December 2022 on our website to ensure you get the best experience.

["Thanks a Million" on One Million Articles Published in MDPI Journals \(/journal/scipharm/announcements/5130\)](#)

[More News & Announcements... \(/journal/scipharm/announcements\)](#)

[Accept \(/accept_cookies\)](#)

[Edit a Topic \(/topics/proposal\)](#)



Topic in *Biomolecules*, *Genes*, *IJMS*, *Marine Drugs*, *Sci. Pharm.*, *Molecules*, *JCM*
[Bioinformatics in Drug Design and Discovery \(/topics/Bioinformatics_in_Drug_Design_and_Discovery\)](#)

Topic Editors: Bing Niu, Pufeng Du, Suren Rao Sooranna

Deadline: 31 March 2023

Topic in *Biomolecules*, *IJMS*, *Molecules*, *Sci. Pharm.*, *Cancers*, *Marine Drugs*
[Antitumor Activity of Natural Products and Related Compounds \(/topics/AntitumorActivityofNaturalProductsandRelatedCompounds\)](#)

Topic Editors: Barbara De Filippis, Alessandra Ammazalorso, Marialuigia Fantacuzzi

Deadline: 31 August 2023

Topic in *CIMB*, *IJMS*, *IJTM*, *Sci. Pharm.*
[Molecular Mechanism, Diagnosis and Treatment of Retinal and Optic Nerve Diseases \(/topics/EX8AX1F725\)](#)

Topic Editors: Stephanie C. Joachim, Bettina Hohberger, Julie Sanderson, Jan Darius Unterlauff, Lauren K. Wareham

Deadline: 31 October 2023

Topic in *Biomedicines*, *JCM*, *Molecules*, *Pharmaceutics*, *Sci. Pharm.*, *IJMS*
[Cannabis, Cannabinoids and Its Derivatives \(/topics/00JYDE97HL\)](#)

Topic Editors: Melanie Kelly, Christian Lehmann

Deadline: 30 September 2024

[More Topics \(/topics?journal_id=238\)](#)



Conferences

[Announce Your Conference \(/events/add\)](#)

[More Conferences... \(/journal/scipharm/events\)](#)

Special Issues

We use cookies on our website to ensure you get the best experience.

Read more about our cookies [here \(/about/privacy\)](#).

[Edit a Special Issue \(/journalproposal/sendproposalspecialissue/scipharm\)](#)

[Accept \(/accept_cookies\)](#)



Further Information

[Article Processing Charges \(/apc\)](#)

[Pay an Invoice \(/about/payment\)](#)

[Open Access Policy \(/openaccess\)](#)

[Contact MDPI \(/about/contact\)](#)

[Jobs at MDPI \(https://careers.mdpi.com\)](https://careers.mdpi.com)

Guidelines

[For Authors \(/authors\)](#)

[For Reviewers \(/reviewers\)](#)

[For Editors \(/editors\)](#)

[For Librarians \(/librarians\)](#)

[For Publishers \(/publishing_services\)](#)

[For Societies \(/societies\)](#)

[For Conference Organizers \(/conference_organizers\)](#)

MDPI Initiatives

[Sciforum \(https://sciforum.net\)](https://sciforum.net)

[MDPI Books \(https://www.mdpi.com/books\)](https://www.mdpi.com/books)

[Preprints \(https://www.preprints.org\)](https://www.preprints.org)

[Scilit \(https://www.scilit.net\)](https://www.scilit.net)

[SciProfiles \(https://sciprofiles.com\)](https://sciprofiles.com)

[Encyclopedia \(https://encyclopedia.pub\)](https://encyclopedia.pub)

[JAMS \(https://jams.pub\)](https://jams.pub)

[Proceedings Series \(/about/proceedings\)](#)

Follow MDPI

[LinkedIn \(https://www.linkedin.com/company/mdpi\)](https://www.linkedin.com/company/mdpi)

[Facebook \(https://www.facebook.com/MDPIOpenAccessPublishing\)](https://www.facebook.com/MDPIOpenAccessPublishing)

[Twitter \(https://twitter.com/MDPIOpenAccess\)](https://twitter.com/MDPIOpenAccess)

Subscribe to receive issue release notifications and newsletters from MDPI journals

© 1996-2023 MDPI (Basel, Switzerland) unless otherwise stated

[Disclaimer](#) [Terms and Conditions \(/about/terms-and-conditions\)](#) [Privacy Policy \(/about/privacy\)](#)

We use cookies on our website to ensure you get the best experience. Read more about our cookies [here \(/about/privacy\)](#).

[Accept \(/accept_cookies\)](#)

2. REDAKSI

[Sign In / Sign Up \(/user/login\)](#)

[Submit \(https://susy.mdpi.com/user/manuscripts/upload?journal=scipharm\)](https://susy.mdpi.com/user/manuscripts/upload?journal=scipharm)

Search for Articles:

Advanced Search

[Journals \(/about/journals\)](#) / [Sci. Pharm. \(/journal/scipharm\)](#) / [Editorial Board](#)



[. \(/journal/scipharm\)](#)



5.3

Sci. Pharm.

[Review for *Sci. Pharm.* \(https://susy.mdpi.com/volunteer/journals/review\)](https://susy.mdpi.com/volunteer/journals/review)

Journal Menu

► Journal Menu

- [Sci. Pharm. Home \(/journal/scipharm\)](#)
- [Aims & Scope \(/journal/scipharm/about\)](#)
- **[Editorial Board \(/journal/scipharm/editors\)](#)**
- [Instructions for Authors \(/journal/scipharm/instructions\)](#)
- [Special Issues \(/journal/scipharm/special_issues\)](#)
- [Topics \(/topics?query=&journal=scipharm&status=all&category=all\)](/topics?query=&journal=scipharm&status=all&category=all)
- [Article Processing Charge \(/journal/scipharm/apc\)](#)
- [Indexing & Archiving \(/journal/scipharm/indexing\)](#)
- [Most Cited & Viewed \(/journal/scipharm/most_cited\)](#)
- [Journal Statistics \(/journal/scipharm/stats\)](#)
- [Journal History \(/journal/scipharm/history\)](#)
- [Journal Awards \(/journal/scipharm/awards\)](#)
- [Society Collaborations \(/journal/scipharm/societies\)](#)
- [Editorial Office \(/journal/scipharm/editorial_office\)](#)

Journal Browser

► Journal Browser

We use cookies on our website to ensure you get the best experience.

[Read more about our cookies here \(/about/privacy\).](#)

- > [Forthcoming issue \(/2218-0532/91/1\)](#)
- > [Current issue \(/2218-0532/90/4\)](#)

[Accept \(/accept_cookies\)](#)

[Vol. 91 \(2023\), \(2218-0532/91\)](#)
[Vol. 90 \(2022\), \(2218-0532/90\)](#)
[Vol. 89 \(2021\), \(2218-0532/89\)](#)
[Vol. 88 \(2020\), \(2218-0532/88\)](#)
[Vol. 87 \(2019\), \(2218-0532/87\)](#)
[Vol. 86 \(2018\), \(2218-0532/86\)](#)
[Vol. 85 \(2017\), \(2218-0532/85\)](#)
[Vol. 84 \(2016\), \(2218-0532/84\)](#)



Volumes not published by MDPI

[Vol. 83 \(2015\), \(2218-0532/83\)](#)
[Vol. 82 \(2014\), \(2218-0532/82\)](#)
[Vol. 81 \(2013\), \(2218-0532/81\)](#)
[Vol. 80 \(2012\), \(2218-0532/80\)](#)
[Vol. 79 \(2011\), \(2218-0532/79\)](#)
[Vol. 78 \(2010\), \(2218-0532/78\)](#)
[Vol. 77 \(2009\), \(2218-0532/77\)](#)
[Vol. 76 \(2008\), \(2218-0532/76\)](#)
[Vol. 75 \(2007\), \(2218-0532/75\)](#)
[Vol. 74 \(2006\), \(2218-0532/74\)](#)
[Vol. 73 \(2005\), \(2218-0532/73\)](#)
[Vol. 72 \(2004\), \(2218-0532/72\)](#)
[Vol. 71 \(2003\), \(2218-0532/71\)](#)
[Vol. 70 \(2002\), \(2218-0532/70\)](#)
[Vol. 69 \(2001\), \(2218-0532/69\)](#)
[Vol. 68 \(2000\), \(2218-0532/68\)](#)
[Vol. 1-67 \(1933-1999\), \(https://anno.onb.ac.at/cgi-content/anno-plus?aid=sci\)](https://anno.onb.ac.at/cgi-content/anno-plus?aid=sci)

Affiliated Society:



https://serve.mdpi.com/www/my_files/cliik.php?oaparams=0&bannerid=5211&zoneid=4cb=d1bdaacf71&oadest=f

Editorial Board

Members (58)

Search by first name, last name, affiliation,



Prof. Dr. Helmut Viernstein

Editor-in-Chief

Department of Pharmaceutical Technology and Biopharmaceutics, Faculty of Life Sciences, University of Vienna, Althanstrasse 14, A-1090 Vienna, Austria



Dr. Gernot A. Eller

Website (<http://www.holzer-group.at/eller>)

Associate Editor

Department of Pharmaceutical Chemistry – Division of Drug Synthesis, University of Vienna, Althanstrasse 14, A-1090 Vienna, Austria

Special Issues, Collections and Topics in MDPI journals



Prof. Dr. Raid Alany

Website1 (<https://www.kingston.ac.uk/staff/profile/professor-raid-alany-141/>) **Website2** (https://www.researchgate.net/profile/Raid_Alany3)

SciProfiles (<https://sciprofiles.com/profile/523581>)

Editorial Board Member

1. Faculty of Science, Engineering and Computing, Kingston University London; Penrhyn Road, Kingston upon Thames, London KT1 2EE, UK

2. Faculty of Medical and Health Sciences, The University of Auckland, Auckland CBD, Auckland 1010, New Zealand

Interests: ophthalmic drugs and delivery systems; veterinary pharmaceuticals

Special Issues, Collections and Topics in MDPI journals

We use cookies on our website to ensure you get the best experience.

Read more about our cookies [here](#) ([/about/privacy](#)).



Accept (/accept_cookies)

Prof. Dr. Yoshinori Asakawa

Website (https://www.researchgate.net/profile/Yoshinori_Asakawa) **SciProfiles** (<https://sciprofiles.com/profile/817237>)

Editorial Board Member

Faculty of Pharmaceutical Sciences, Tokushima Bunri University, Tokushima, Japan

Interests: natural product chemistry; isolation and structure elucidation of bioactive secondary metabolites of bryophytes, pteridophytes, inedible mushrooms, medicinal and aromatic plants and insects and their bioassay; biotransformation of secondary metabolites by fungi and mammals; total synthesis of natural products; chemical reaction of organic per-acids; chemical phylogeny of spore-forming plants

[Special Issues, Collections and Topics in MDPI journals](#)

Prof. Dr. Andreas Bernkop-Schnürch

Website (<https://www.uibk.ac.at/pharmazie/phtech/drugdelivery/staff/bernkop.html>)

Editorial Board Member

Center for Chemistry and Biomedicine, Institute of Pharmacy Pharmaceutical Technology, University of Innsbruck, Innrain 80 - 82 / IV, A-6020 Innsbruck, Austria



Prof. Dr. Thierry Besson

Website (<https://www.researchgate.net/profile/Thierry-Besson>) **SciProfiles** (<https://sciprofiles.com/profile/84052>)

Editorial Board Member

Normandie Univ, UNIROUEN, INSA Rouen, CNRS, COBRA UMR 6014, F-76000 Rouen, France

Interests: chemistry of heterocyclic compounds; microwave-assisted chemistry; sustainable methodologies; green chemistry applied to bioactive compounds: kinase inhibitors; Alzheimer's disease; Down syndrome; cancer

[Special Issues, Collections and Topics in MDPI journals](#)



Dr. Paolo Blasi

Website (<https://www.unibo.it/sitoweb/p.blasi/en>) **SciProfiles** (<https://sciprofiles.com/profile/481375>)

Editorial Board Member

1. Department of Pharmacy and Biotechnology, University of Bologna, Via San Donato 19/2, 40127 Bologna, Italy
2. Center for Applied Biomedical Research (CRBA), University of Bologna, 40126 Bologna, Italy

Interests: pharmaceutical nanotechnology; nanomedicine; pulmonary drug delivery; cell encapsulation; tissue engineering

[Special Issues, Collections and Topics in MDPI journals](#)



Prof. Dr. Gerrit Borchard

Website (<https://www.researchgate.net/profile/Gerrit-Borchard>) **SciProfiles** (<https://sciprofiles.com/profile/139717>)

Editorial Board Member

Institute of Pharmaceutical Sciences of Western Switzerland, Section of Pharmaceutical Sciences, University of Geneva, Geneva, Switzerland

Interests: nanostructured drug delivery systems; quality and safety assessment of nanomedicines; nonbiological complex drugs; vaccines and vaccine adjuvants; cancer research

[Special Issues, Collections and Topics in MDPI journals](#)



Prof. Dr. Franz Bracher

Website (<https://bracher.cup.uni-muenchen.de/>) **SciProfiles** (<https://sciprofiles.com/profile/145194>)

Editorial Board Member

Department of Pharmacy, Center for Drug Research, Ludwig-Maximilians University Munich, Butenandtstraße 5-13, 81377 Munich, Germany

Interests: medicinal chemistry; steroids; natural products; antifungals; epigenetic targets; cation channels

[Special Issues, Collections and Topics in MDPI journals](#)



We use cookies on our website to ensure you get the best experience.

Read more about our cookies [here](#) ([/about/privacy](#)).

Prof. Dr. Franz Bucar

Website (http://www.faculty.jacobs-university.de/mwinterhalter/cost/cost_wg4_franz_bucar.html)

Accept ([/accept_cookies](#))

Editorial Board Member

Institute of Pharmaceutical Sciences, Department of Pharmacognosy, University of Graz, Universitaetsplatz 4/1, A-8010 Graz, Austria

Interests: phytochemistry; antimicrobial plant natural products



Prof. Dr. Susi Burgalassi

Website (<https://unimap.unipi.it/cercapersone/dettaglio.php?ri=3894&template=dettaglio.tpl>) **SciProfiles** (<https://sciprofiles.com/profile/427802>)

Editorial Board Member

Department of Pharmacy, University of Pisa, 56126 Pisa, Italy

Interests: pharmaceutical formulation development and evaluation, ocular drug delivery, mucosal drug delivery, mucoadhesive formulations

Special Issues, Collections and Topics in MDPI journals



Prof. Dr. Rosa M. Claramunt

Editorial Board Member

Departamento de Química Orgánica y Bio-Orgánica, Facultad de Ciencias, UNED, Paseo Senda del Rey 9, 28040 Madrid, Spain



Prof. Dr. Michael Danilenko

SciProfiles (<https://sciprofiles.com/profile/173787>)

Editorial Board Member

Department of Clinical Biochemistry and Pharmacology, Ben-Gurion University of the Negev, Beer Sheva 84105, Israel

Interests: acute myeloid leukemia; cell differentiation; vitamin D; vitamin D analogs; plant-derived bioactive compounds; redox signaling and regulation; calcium signaling; cell cycle regulation, apoptosis

Special Issues, Collections and Topics in MDPI journals

Dr. Biswanath Das

Editorial Board Member

Former Chief Scientist CSIR-Indian Institute of Chemical Technology (CSIR-IICT), Hyderabad, India



Prof. Dr. Erik De Clercq

Website (<https://sciprofiles.com/profile/748628>) **SciProfiles** (<https://sciprofiles.com/profile/748628>)

Editorial Board Member

Department of Microbiology, Immunology and Transplantation, KU Leuven, Rega Institute for Medical Research, Herestraat 49, B-3000 Leuven, Belgium

Interests: HIV/AIDS; antiretroviral therapy

Special Issues, Collections and Topics in MDPI journals



Dr. Clemens Decristoforo

Website (https://phd-school.i-med.ac.at/phd-programs/?tx_muiphd_program%5BcontactPerson%5D=141&tx_muiphd_program%5Baction%5D=show&tx_muiphd_program%5Bcontroller%5D=Con)

SciProfiles (<https://sciprofiles.com/profile/470112>)

Editorial Board Member

Department of Nuclear Medicine, Medical University Innsbruck, Anichstrasse 35, 6020 Innsbruck, Austria

Interests: radiopharmaceuticals; radiometal labelled peptides for theranostics; Gallium-68, Siderophores based radiopharmaceuticals; radiopharmaceutical tracers

We use cookies on our website to ensure you get the best experience.

Read more about our cookies [here](#) ([/about/privacy](#)).

Prof. Dr. Roberto Della Loggia

Website (<https://dscf.units.it/it/dipartimento/persona/della-loggia-roberto/1602>)

Editorial Board Member

Accept (/accept_cookies)



Prof. Dr. William A. Donaldson

Website (<https://www.marquette.edu/chemistry/directory/william-donaldson.php>) **SciProfiles** (<https://sciprofiles.com/profile/598928>)

Editorial Board Member

Department of Chemistry, Marquette University, Milwaukee, WI 53201-1881, USA

Interests: medicinal chemistry; drug design; natural products; estrogen receptors; pyruvate carboxylase inhibitors



Dr. Christine Dufès

Website (<https://www.strath.ac.uk/staff/duf%C3%A8schristinedr/>) **SciProfiles** (<https://sciprofiles.com/profile/1097663>)

Editorial Board Member

Strathclyde Institute of Pharmacy and Biomedical Sciences, University of Strathclyde, 161 Cathedral Street, Glasgow G4 0RE, UK

Interests: nanomedicine; cancer; brain tumours; neurodegenerative diseases; drug delivery; gene delivery



Prof. Dr. Antoni Camins Espuny

Website1 (<http://www.neurociencies.ub.edu/antoni-camins-espuny/>) **Website2** (<https://ciberned.es/grupo-camins.html>) **Website3** (<https://webgrec.ub.edu/webpages/000003/cas/camins.ub.edu.html>) **SciProfiles** (<https://sciprofiles.com/profile/367868>)

Editorial Board Member

1. Department of Pharmacology, Toxicology and Therapeutic Chemistry, Faculty of Pharmacy, University of Barcelona, 08028 Barcelona, Spain

2. Institut de Neurociències, University of Barcelona, 08028 Barcelona, Spain

3. Biomedical Research Networking Centre in Neurodegenerative Diseases (CIBERNED), Instituto de Salud Juan Carlos III, 28031 Madrid, Spain

Interests: Alzheimer's disease; aging; apoptosis; neuropharmacology; epilepsy

Special Issues, Collections and Topics in MDPI journals

Prof. Dr. Franz Gabor

★ (<https://recognition.webofsciencegroup.com/awards/highly-cited/2020/>) **SciProfiles** (<https://sciprofiles.com/profile/2710568>)

Editorial Board Member

Department of Pharmaceutical Technology and Biopharmaceutics, Faculty of Life Sciences, University of Vienna, Althanstrasse 14, A-1090 Vienna, Austria

Prof. Dr. Simon Gibbons

Website (<https://www.ucl.ac.uk/pharmacy/people/academic-research-staff-profiles/simon-gibbons>)

Editorial Board Member

UCL School of Pharmacy, 29-39 Brunswick Square, London WC1N 1AX, UK

Dr. Brian Green

Website ([https://pure.qub.ac.uk/portal/en/persons/brian-green\(4c1a7af6-98d4-4215-be32-6c780c2442ae\).html](https://pure.qub.ac.uk/portal/en/persons/brian-green(4c1a7af6-98d4-4215-be32-6c780c2442ae).html))

SciProfiles (<https://sciprofiles.com/profile/269177>)

Editorial Board Member

School of Biological Sciences, Queen's University Belfast, University Road, Belfast BT7 1NN, Northern Ireland, UK

Interests: metabolomics; neurodegenerative disease; diet; nutrition; Alzheimer's disease

Special Issues, Collections and Topics in MDPI journals



Prof. Dr. Matthias Hamburger

SciProfiles (<https://sciprofiles.com/profile/14226>)

Editorial Board Member

Department of Pharmaceutical Sciences, Universität Basel, Klingelbergstrasse 50, CH-4056 Basel, Switzerland

Interests: natural products; drug discovery; phytomedicines

We use cookies on our website to ensure you get the best experience.

Read more about our cookies [here](#) ([/about/privacy](#)).



MDPI

Prof. Dr. Walter Jäger

[SciProfiles \(https://sciprofiles.com/profile/333034\)](https://sciprofiles.com/profile/333034)

Editorial Board Member

Department of Pharmaceutical Chemistry, Division of Clinical Pharmacy and Diagnostics, University of Vienna, Universitätsring 1, 1010 Vienna, Austria

Interests: drug metabolism; drug transporter; pharmacokinetics



Dr. Rakesh Jaiswal

Editorial Board Member

Doehler Group, Jacobs University Bremen, Bremen, Germany

Interests: analytical methods; natural products; metabolomics; nutrition; medicinal plants



Prof. Dr. Yogeshvar N. Kalia

[Website \(https://ispso.unige.ch/molthera/\)](https://ispso.unige.ch/molthera/) [SciProfiles \(https://sciprofiles.com/profile/651527\)](https://sciprofiles.com/profile/651527)

Editorial Board Member

School of Pharmaceutical Sciences, University of Geneva & University of Lausanne, CMU-1 rue Michel Servet, 1211 Geneva 4, Switzerland

Interests: targeted drug delivery; minimally invasive drug delivery; fractional laser ablation; iontophoresis; development of innovative formulations; nanoformulations; design of novel biological barrier models

Special Issues, Collections and Topics in MDPI journals



Prof. Dr. A. Douglas Kinghorn

[Website \(http://www.pharmacy.ohio-state.edu/faculty-staff/users/kinghorn4\)](http://www.pharmacy.ohio-state.edu/faculty-staff/users/kinghorn4)

Editorial Board Member

College of Pharmacy, The Ohio State University, Columbus, OH, USA

Interests: pharmacogenosy; natural products; anticancer agents



Prof. Dr. Liselotte Krenn

[Website \(https://pharmakognosie.univie.ac.at/people/krenn-liselotte/\)](https://pharmakognosie.univie.ac.at/people/krenn-liselotte/) [SciProfiles \(https://sciprofiles.com/profile/5763\)](https://sciprofiles.com/profile/5763)

Editorial Board Member

Institute of Pharmacognosy, PharmaCenter Vienna, University of Vienna, Althanstr. 14, A-1090 Vienna, Austria

Interests: flavonoids; anthraquinones; isolation and structure elucidation; analysis (LC-DAD; LC-MS); in vitro assays (antioxidant properties; acetylcholinesterase inhibition; histone deacetylase modulation)

Special Issues, Collections and Topics in MDPI journals

Dr. Vladimír Kryštof

[Website \(http://www.rustreg.upol.cz/en/staff/vladimir-krystof/\)](http://www.rustreg.upol.cz/en/staff/vladimir-krystof/) [SciProfiles \(https://sciprofiles.com/profile/497149\)](https://sciprofiles.com/profile/497149)

Editorial Board Member

Laboratory of Growth Regulators, Palacký University and Institute of Experimental Botany AS CR, Šlechtitelů 27, 783 71 Olomouc, Czech Republic

Interests: molecular pharmacology; biochemistry; molecular biology; targeted cancer therapy; protein phosphorylation; kinase inhibitors

Dr. Reinhard Länger

Editorial Board Member

Department of Clinical Pharmacy, Division of Clinical Pharmacy and Diagnostics, University of Vienna, Universitätsring 1, 1010 Vienna, Austria

Interests: drug metabolism; drug transporter; pharmacokinetics

Prof. Dr. Jaehwi Lee

MDPI
[SciProfiles \(https://sciprofiles.com/profile/91856\)](https://sciprofiles.com/profile/91856)

Editorial Board Member

College of Pharmacy, Chung-Ang University, Seoul 06974, Korea

Interests: solubilization; bioavailability; particle technologies; lipid-based drug delivery; formulation design

[Special Issues, Collections and Topics in MDPI journals](#)



Prof. Dr. Roman B. Lesyk

SciProfiles (https://sciprofiles.com/profile/217339)

Editorial Board Member

Department of Pharmaceutical, Organic and Bioorganic Chemistry, Danylo Halytsky Lviv National Medical University, Pekarska str. 69, 79010 Lviv, Ukraine

Interests: medicinal chemistry; drug design; heterocyclic chemistry; thiazolidinones; biological activity; SAR

[Special Issues, Collections and Topics in MDPI journals](#)

Prof. Dr. Chih-Chien Lin

Website (http://www.cosm.pu.edu.tw/index.php/teacher/info/chchlin) **SciProfiles (https://sciprofiles.com/profile/1098)**

Editorial Board Member

Department of Cosmetic Science, Providence University, 200, Sec. 7, Taiwan Boulevard, Shalu Dist., Taichung City, 43301, Taiwan

Interests: biotechnology; cosmeceuticals; cell biology

[Special Issues, Collections and Topics in MDPI journals](#)

Dr. Rouslan Moustafine

SciProfiles (https://sciprofiles.com/profile/350561)

Editorial Board Member

Institute of Pharmacy, Kazan State Medical University, 16 Fatykh Amirkhan Street, 420126 Kazan, Russia

[Special Issues, Collections and Topics in MDPI journals](#)

Dr. S. Narasimha Murthy

Website (http://home.olemiss.edu/~murthy/)

Editorial Board Member

Department of Pharmaceutics, The University of Mississippi, 113 Faser Hall, University, MS 38677, USA

Prof. Dr. Christian R. Noe

Editorial Board Member

Division of Drug Design and Medicinal Chemistry, Department of Pharmaceutical Chemistry, Faculty of Life Sciences, University of Vienna, Althanstrasse 14, A-1090 Vienna, Austria

Prof. Dr. Valentina Onnis

Website1 (http://corsi.unica.it/sciviamfa/people/phd-board/valentina-onnis/) **Website2 (http://people.unica.it/valentinaonnis/)**

SciProfiles (https://sciprofiles.com/profile/166326)

Editorial Board Member

Department of Life and Environmental Sciences, Unit of Pharmaceutical, Pharmacological and Nutraceutical Sciences, University of Cagliari, University Campus, I-09042 Monserrato, Cagliari, Italy

Interests: medicinal chemistry; nitrogen heterocycles; antiproliferative compounds; enzyme inhibitors

[Special Issues, Collections and Topics in MDPI journals](#)

We use cookies on our website to ensure you get the best experience.

Prof. Dr. Francisco Javier Otero-Espinar
Read more about our cookies here (about/privacy).

Website (https://orcid.org/0000-0001-9030-2253) **SciProfiles (https://sciprofiles.com/profile/420440)**

Editorial Board Member

Accept (/accept_cookies)

Department of Pharmacology, Pharmacy and Pharmaceutical Technology, Faculty of Pharmacy, University of Santiago de Compostela (USC), 15782 Santiago de Compostela, Spain

Interests: ocular drug delivery

Special Issues, Collections and Topics in MDPI journals



Dr. Siva Panda

Website (<https://www.augusta.edu/scimath/chemistryandphysics/siva-panda.php>) **SciProfiles** (<https://sciprofiles.com/profile/967137>)

Editorial Board Member

Department of Chemistry and Physics, Augusta University, Augusta, GA, USA

Interests: bioorganic & medicinal chemistry; computer-aided drug design and synthesis; green chemistry

Special Issues, Collections and Topics in MDPI journals

Dr. Nilesh Patel

Website (<https://www.reading.ac.uk/pharmacy/about/staff/nilesh-patel.aspx>)

Editorial Board Member

Department of Pharmacy, University of Reading, Reading RG6 6AP, UK

Interests: clinical pharmaceuticals; pharmacy practice; drug delivery; qualitative research; pharmacy

Prof. Dr. Michal Polak

Editorial Board Member

Department of Biological Sciences, University of Cincinnati, Cincinnati, OH 45221, USA

Interests: sexual selection; Host-Parasite evolutionary ecology

Prof. Dr. Miroslav Radenkovic

Website (http://www.researchgate.net/profile/Miroslav_Radenkovic) **SciProfiles** (<https://sciprofiles.com/profile/234730>)

Editorial Board Member

Department of Pharmacology, Clinical Pharmacology and Toxicology, Faculty of Medicine; University of Belgrade, PO Box 38 - Dr Subotica 1, 11129 Belgrade, Serbia

Interests: pharmacology; endothelium; diabetes; atherosclerosis

Dr. Ziyaur Rahman

SciProfiles (<https://sciprofiles.com/profile/869441>)

Editorial Board Member

Rangel College of Pharmacy, Texas A&M Health Science Center, Texas A&M University, Kingsville, TX 78363, USA

Special Issues, Collections and Topics in MDPI journals

Prof. Dr. Gottfried Reznicek

Website (<https://pharmakognosie.univie.ac.at/people/reznicek-gottfried/>)

Editorial Board Member

Department of Pharmacognosy, Faculty of Life Sciences, University of Vienna, Althanstrasse 14, A-1090 Vienna, Austria

Dr. Claudio J. Salomón

Website (https://www.researchgate.net/profile/Claudio_Salomon) **SciProfiles** (<https://sciprofiles.com/profile/10849>)

Editorial Board Member

Read more about our cookies [here](#) ([about/privacy](#)).

Instituto de Química Rosario—Consejo Nacional de Investigaciones Científicas y Técnicas—Universidad Nacional de Rosario (IQUIR—CONICET—UNR), Suipacha 531, Rosario 2000, Argentina

Accept ([/accept_cookies](#))



Dr. Osvaldo Andrade Santos-Filho

Website (<https://www.ippn.ufrj.br/osvaldo-filho/>) **SciProfiles** (<https://sciprofiles.com/profile/1017981>)

Editorial Board Member

Laboratory of Molecular Modeling and Computational Structural Biology, Center of Health Sciences, Federal University of Rio de Janeiro, IPPN, Av. Carlos Chagas Filho 373, Bloco H, Rio de Janeiro 21941-599, RJ, Brazil

Interests: molecular modeling; computational and medicinal chemistry; molecular simulations; structural biology

Special Issues, Collections and Topics in MDPI journals

Prof. Dr. Bruno Sarmento

SciProfiles (<https://sciprofiles.com/profile/114622>)

Editorial Board Member

INEB - Instituto Nacional de Engenharia Biomédica, Universidade do Porto, Rua Alfredo Allen 208, 4200-180 Porto, Portugal

Interests: biomedicine and biomedical sciences; biomaterials; development of new drug delivery systems using colloidal nanoparticles; physical and chemical characterization of pharmaceutical dosage forms; cell-culture models for drug absorption studies; in vitro and in vivo models of drug bioavailability; classical pharmaceutical dosage forms

Prof. Dr. Patrick J. Sinko

Website (<https://pharmacy.rutgers.edu/directory/sinko-patrick/>) **SciProfiles** (<https://sciprofiles.com/profile/11908>)

Editorial Board Member

Department of Pharmaceutics, Ernest Mario School of Pharmacy, Rutgers University, Piscataway, NJ 08854, USA

Interests: drug delivery; nanotechnology; biopharmaceutics; pharmacokinetics; absorption; permeability; AIDS; cancer

Special Issues, Collections and Topics in MDPI journals

Prof. Dr. Natasa Skalko-Basnet

Website (http://uit.no/ansatte/organisasjon/ansatte/person?p_document_id=81380&p_dimension_id=88118)

SciProfiles (<https://sciprofiles.com/profile/18482>)

Editorial Board Member

Drug Transport and Delivery Research Group, Department of Pharmacy, University of Tromsø, Universitetsveien 57, 9037 Tromsø, Norway

Interests: drug delivery; nanomedicine; liposomes; skin therapy; vaginal therapy

Special Issues, Collections and Topics in MDPI journals

Dr. Rostyslav Stoika

SciProfiles (<https://sciprofiles.com/profile/1949844>)

Editorial Board Member

Department of Regulation of Cell Proliferation and Apoptosis, Institute of Cell Biology, National Academy of Sciences of Ukraine, Drahomanov Street 14/16, 79005 Lviv, Ukraine

Interests: experimental oncology; drug resistance; nanomedicine; drug delivery systems; gene delivery systems; new medicines

We use cookies on our website to ensure you get the best experience.

Read more about our cookies here ([/about/privacy](#)).

Website (<https://www.uibk.ac.at/pharmazie/pharmakognosie/team.en/stuppner-hermann.en/index.html.en>)

SciProfiles (<https://sciprofiles.com/profile/136799>)

Editorial Board Member

Accept ([/accept_cookies](#))

Institute of Pharmacy/Pharmacognosy, Center for Molecular Biosciences Innsbruck, University of Innsbruck, Innsbruck, Austria

Interests: natural products; pharmacognosy; phytochemistry; analytics; molecular modeling

[Special Issues, Collections and Topics in MDPI journals](#)



Dr. Lorena Tavano

Website (<http://orcid.org/0000-0002-2986-6241>) **SciProfiles** (<https://sciprofiles.com/profile/321009>)

Editorial Board Member

Department Pharmacy, Health and Nutrition Sciences, University of Calabria, 87036 Arcavacata di Rende (CS), Italy

Interests: drug delivery; drug delivery systems; liposomes; niosomes; drug targeting; liquid crystal for drug delivery; drug transdermal release

[Special Issues, Collections and Topics in MDPI journals](#)

Prof. Dr. Miklós Vecsernyés

SciProfiles (<https://sciprofiles.com/profile/546564>)

Editorial Board Member

Faculty of Pharmacy, University of Debrecen, Debrecen, Hungary

Interests: drug absorption processes; cyclodextrins; barrier systems; endocrine systems

[Special Issues, Collections and Topics in MDPI journals](#)

Prof. Dr. Robert Verpoorte

★ (<https://clarivate.com/highly-cited-researchers/2022>) **Website** (<https://www.universiteitleiden.nl/en/staffmembers/robert-verpoorte/publications#tab-2>) **SciProfiles** (<https://sciprofiles.com/profile/1542521>)

Editorial Board Member

Natural Products Laboratory, Institute of Biology, Leiden University, 2300RA Leiden, The Netherlands

Interests: natural products; medicinal plants; ethnopharmacology; metabolomics; systems biology; metabolic engineering

Prof. Dr. Michael Wirth

Editorial Board Member

Department of Pharmaceutical Technology and Biopharmaceutics, Faculty of Life Sciences, University of Vienna, Althanstrasse 14, A-1090 Vienna, Austria

Dr. Murali Mohan Yallapu

Website1 (<https://www.utrgv.edu/school-of-medicine/departments/immunology/faculty-staff/index.htm>) **Website2** (<https://scholar.google.com/citations?user=p8k7iq0AAAAJ&hl=en>) **SciProfiles** (<https://sciprofiles.com/profile/204924>)

Editorial Board Member

Department of Immunology and Microbiology, College of Medicine, University of Texas Rio Grande Valley, McAllen, TX 78503, USA

Interests: cancer therapy; drug delivery; drug targeting; infectious disease; micelle; nanoparticles; nanotechnology; polymers; targeted therapies; HIV; antibody engineering; antibody–drug conjugates

[Special Issues, Collections and Topics in MDPI journals](#)

Prof. Dr. Nigel Yarlett

Website (<https://www.pace.edu/profile/nigel-yarlett?dyson>)

Editorial Board Member

Haskins Laboratories and Department of Chemistry and Physical Sciences, Pace University, 1 Pace Plaza, New York, NY 10038, USA

Interests: biochemistry and chemotherapy of parasitic infections (particularly Human African trypanosomiasis and cryptosporidiosis)



Sci. Pharm. (Journal/scipharm), EISSN 2218-0532, Published by MDPI.

Read more about our cookies here (<https://www.mdpi.com/about/privacy/scipharm/toc-alert>)

Accept (/accept_cookies)

- [Article Processing Charges \(/apc\)](#)
- [Pay an Invoice \(/about/payment\)](#)
- [Open Access Policy \(/openaccess\)](#)
- [Contact MDPI \(/about/contact\)](#)
- [Jobs at MDPI \(https://careers.mdpi.com\)](https://careers.mdpi.com)

Guidelines

- [For Authors \(/authors\)](#)
 - [For Reviewers \(/reviewers\)](#)
 - [For Editors \(/editors\)](#)
 - [For Librarians \(/librarians\)](#)
 - [For Publishers \(/publishing_services\)](#)
 - [For Societies \(/societies\)](#)
 - [For Conference Organizers \(/conference_organizers\)](#)
- MDPI Initiatives

- [Sciforum \(https://sciforum.net\)](https://sciforum.net)
- [MDPI Books \(https://www.mdpi.com/books\)](https://www.mdpi.com/books)
- [Preprints \(https://www.preprints.org\)](https://www.preprints.org)
- [Scilit \(https://www.scilit.net\)](https://www.scilit.net)
- [SciProfiles \(https://sciprofiles.com\)](https://sciprofiles.com)
- [Encyclopedia \(https://encyclopedia.pub\)](https://encyclopedia.pub)
- [JAMS \(https://jams.pub\)](https://jams.pub)
- [Proceedings Series \(/about/proceedings\)](#)

Follow MDPI

- [LinkedIn \(https://www.linkedin.com/company/mdpi\)](https://www.linkedin.com/company/mdpi)
- [Facebook \(https://www.facebook.com/MDPIOpenAccessPublishing\)](https://www.facebook.com/MDPIOpenAccessPublishing)
- [Twitter \(https://twitter.com/MDPIOpenAccess\)](https://twitter.com/MDPIOpenAccess)

Subscribe to receive issue release notifications and newsletters from MDPI journals

© 1996-2023 MDPI (Basel, Switzerland) unless otherwise stated

[Disclaimer](#) [Terms and Conditions \(/about/terms-and-conditions\)](#) [Privacy Policy \(/about/privacy\)](#)

We use cookies on our website to ensure you get the best experience. Read more about our cookies [here \(/about/privacy\)](#).

[Accept \(/accept_cookies\)](#)

3. DAFTAR ISI

[Sign In / Sign Up \(/user/login\)](#)[Submit \(https://susy.mdpi.com/user/manuscripts/upload?journal=scipharm\)](https://susy.mdpi.com/user/manuscripts/upload?journal=scipharm)

Search for Articles:

Advanced Search

[Journals \(/about/journals\)](#) / [Sci. Pharm. \(/journal/scipharm\)](#) / [Volume 87 \(/2218-0532/87\)](#) / [Issue 1](#)



Scientia Pharmaceutica

[\(/journal/scipharm\)](#)



5.3

Sci. Pharm.

[Review for Sci. Pharm. \(https://susy.mdpi.com/volunteer/journals/review\)](https://susy.mdpi.com/volunteer/journals/review)

Journal Menu

► Journal Menu

- [Sci. Pharm. Home \(/journal/scipharm\)](#)
- [Aims & Scope \(/journal/scipharm/about\)](#)
- [Editorial Board \(/journal/scipharm/editors\)](#)
- [Instructions for Authors \(/journal/scipharm/instructions\)](#)
- [Special Issues \(/journal/scipharm/special_issues\)](#)
- [Topics \(/topics?query=&journal=scipharm&status=all&category=all\)](#)
- [Article Processing Charge \(/journal/scipharm/apc\)](#)
- [Indexing & Archiving \(/journal/scipharm/indexing\)](#)
- [Most Cited & Viewed \(/journal/scipharm/most_cited\)](#)
- [Journal Statistics \(/journal/scipharm/stats\)](#)
- [Journal History \(/journal/scipharm/history\)](#)
- [Journal Awards \(/journal/scipharm/awards\)](#)
- [Society Collaborations \(/journal/scipharm/societies\)](#)
- [Editorial Office \(/journal/scipharm/editorial_office\)](#)

Journal Browser

► Journal Browser

volume

We use cookies on our website to ensure you get the best experience.

[Read more about our cookies here \(/about/privacy\).](#)

Go

[Accept \(/accept_cookies\)](#)

[Vol. 91 \(2023\) \(/2218-0532/91\)](#)

[Vol. 90 \(2022\) \(/2218-0532/90\)](#)

[Vol. 89 \(2021\) \(/2218-0532/89\)](#)

[Vol. 88 \(2020\) \(/2218-0532/88\)](#)

[Vol. 87 \(2019\) \(/2218-0532/87\)](#)

[Vol. 86 \(2018\) \(/2218-0532/86\)](#)

[Vol. 85 \(2017\) \(/2218-0532/85\)](#)

[Vol. 84 \(2016\) \(/2218-0532/84\)](#)

Volumes not published by MDPI

[Vol. 83 \(2015\) \(/2218-0532/83\)](#)

[Vol. 82 \(2014\) \(/2218-0532/82\)](#)

[Vol. 81 \(2013\) \(/2218-0532/81\)](#)

[Vol. 80 \(2012\) \(/2218-0532/80\)](#)

[Vol. 79 \(2011\) \(/2218-0532/79\)](#)

[Vol. 78 \(2010\) \(/2218-0532/78\)](#)

[Vol. 77 \(2009\) \(/2218-0532/77\)](#)

[Vol. 76 \(2008\) \(/2218-0532/76\)](#)

[Vol. 1-67 \(1933-1999\) \(https://anno.onb.ac.at/cgi-content/anno-plus?aid=sci\)](https://anno.onb.ac.at/cgi-content/anno-plus?aid=sci)

[Vol. 75 \(2007\) \(/2218-0532/75\)](#)

[Vol. 74 \(2006\) \(/2218-0532/74\)](#)

[Vol. 73 \(2005\) \(/2218-0532/73\)](#)

[Vol. 72 \(2004\) \(/2218-0532/72\)](#)

[Vol. 71 \(2003\) \(/2218-0532/71\)](#)

[Vol. 70 \(2002\) \(/2218-0532/70\)](#)

[Vol. 69 \(2001\) \(/2218-0532/69\)](#)

[Vol. 68 \(2000\) \(/2218-0532/68\)](#)

Affiliated Society:



ÖSTERREICHISCHE
PHARMAZEUTISCHE
GESELLSCHAFT

[. \(https://serve.mdpi.com/www/my_files/cliik.php?oaparams=0&bannerid=5211&zoneid=4cb=e197226560oade\)](https://serve.mdpi.com/www/my_files/cliik.php?oaparams=0&bannerid=5211&zoneid=4cb=e197226560oade)

Sci. Pharm., Volume 87, Issue 1 (March 2019) – 7 articles

- Issues are regarded as officially published after their release is announced to the [table of contents alert mailing list \(/journal/scipharm/toc-alert\)](#).
- You may [sign up for e-mail alerts \(/journal/scipharm/toc-alert\)](#) to receive table of contents of newly released issues.
- PDF is the official format for papers published in both, html and pdf forms. To view the papers in pdf format, click on the "PDF Full-text" link, and use the free [Adobe Reader \(http://www.adobe.com/\)](http://www.adobe.com/) to open them.

Order results

Publication Date

Result details

Normal

Show export options

Open Access Article

[\(https://doi.org/10.3390/scipharm87010007\) \(https://doi.org/10.3390/scipharm87010007\)](#)

Cardioprotective Activity of Some 2-Arylimino-1,3-Thiazole Derivatives (/2218-0532/87/1/7)

by [Iryna Drapak \(https://sciprofiles.com/profile/639719\)](https://sciprofiles.com/profile/639719),

[Lina Perekhoda \(https://sciprofiles.com/profile/author/ZG9VMHZra2RiYmNQWUFWalRJWE5SYVh3QVoyVmhzSVMvbVFLRzU2dkloWT0=\)](https://sciprofiles.com/profile/author/ZG9VMHZra2RiYmNQWUFWalRJWE5SYVh3QVoyVmhzSVMvbVFLRzU2dkloWT0=),

[Natalya Demchenko \(https://sciprofiles.com/profile/author/enczNUhuOHFSRVBiOGxSTktqRjMrT3dSS1E5VEpTckhjb253dTdQaUZCND0=\)](https://sciprofiles.com/profile/author/enczNUhuOHFSRVBiOGxSTktqRjMrT3dSS1E5VEpTckhjb253dTdQaUZCND0=),

[Marharyta Suleiman \(https://sciprofiles.com/profile/392346\)](https://sciprofiles.com/profile/392346), [Maryna Rakhimova \(https://sciprofiles.com/profile/402870\)](https://sciprofiles.com/profile/402870),

[Inna Demchuk \(https://sciprofiles.com/profile/1332991\)](https://sciprofiles.com/profile/1332991),

[Svitlana Taran \(https://sciprofiles.com/profile/author/YzNaeWk0RTcrL1hOVlpHRGM5emxNbDMrTFA0M255Ym1lQTJWekdDOVIHVT0=\)](https://sciprofiles.com/profile/author/YzNaeWk0RTcrL1hOVlpHRGM5emxNbDMrTFA0M255Ym1lQTJWekdDOVIHVT0=),

[Nataliya Seredynska \(https://sciprofiles.com/profile/author/Y1czeTNzNEN5c1Z4NEpZbGVnVGhqUTITdGV0ZUxVVMWxZnFZSkRtbHJ5VT0=\)](https://sciprofiles.com/profile/author/Y1czeTNzNEN5c1Z4NEpZbGVnVGhqUTITdGV0ZUxVVMWxZnFZSkRtbHJ5VT0=)

and

[Inna Gerashchenko \(https://sciprofiles.com/profile/402872\)](https://sciprofiles.com/profile/402872)

Sci. Pharm. **2019**, *87*(1), 7; <https://doi.org/10.3390/scipharm87010007> (<https://doi.org/10.3390/scipharm87010007>) - 18 Mar 2019

Cited by 7 (/2218-0532/87/1/7#metrics) | Viewed by 2503

We use cookies on our website to ensure you get the best experience.
Read more about our cookies here ([about/privacy](#)).

Abstract: The synthesis of 2-arylimino-1,3-thiazoles via Hantzsch reaction of thioureas and 3-chloropentane-2,4-dione was confirmed by LCMS, ¹H, and ¹³C NMR spectra. Cardioprotective activity of synthesized thiazole derivatives were studied in vitro [...]. [Read more.](#)

(This article belongs to the Special Issue [Heterocyclic Chemistry in Drug Design \(/journal/scipharm/special_issues/Heterocyclic_Chemistry\)](#))

► [Show Figures](#)

https://pub.mdpi-res.com/scipharm/scipharm-87-00007/article_deploy/html/images/scipharm-87-00007-g001-550.jpg?1571242962

https://pub.mdpi-res.com/scipharm/scipharm-87-00007/article_deploy/html/images/scipharm-87-00007-sch001-550.jpg?1571242962



Open Access Review

[.\(/2218-0532/87/1/6/pdf?version=1551353081\)](https://doi.org/10.3390/scipharm87010006)

Overcoming the Blood–Brain Barrier. Challenges and Tricks for CNS Drug Delivery [\(/2218-0532/87/1/6\)](https://doi.org/10.3390/scipharm87010006)

by [Luca Anna Bors](https://sciprofiles.com/profile/author/ZytiVkdzTDZjWWJldkNzM1REaGJWV0w0ZWdtOFNsRWWiSllxK0xzWmlpbz0=) and [Franciska Erdő](https://sciprofiles.com/profile/608748)

Sci. Pharm. **2019**, *87*(1), 6; <https://doi.org/10.3390/scipharm87010006> - 28 Feb 2019

Cited by 97 [\(/2218-0532/87/1/6#metrics\)](https://doi.org/10.3390/scipharm87010006#metrics) | Viewed by 12462

Abstract Treatment of certain central nervous system disorders, including different types of cerebral malignancies, is limited by traditional oral or systemic administrations of therapeutic drugs due to possible serious side effects and/or lack of the brain penetration and, therefore, the efficacy of the drugs [...]

[Read more.](#)

(This article belongs to the Special Issue **New Insights into Drug Delivery and Absorption** ([/journal/scipharm/special_issues/Drug_Delivery_Absorption](https://journal.scipharm.com/special_issues/Drug_Delivery_Absorption).)

► [Show Figures](#)

https://pub.mdpi-res.com/scipharm/scipharm-87-00006/article_deploy/html/images/scipharm-87-00006-g001-550.jpg?1571161259

https://pub.mdpi-res.com/scipharm/scipharm-87-00006/article_deploy/html/images/scipharm-87-00006-g002-550.jpg?1571161259

https://pub.mdpi-res.com/scipharm/scipharm-87-00006/article_deploy/html/images/scipharm-87-00006-g003-550.jpg?1571161259

https://pub.mdpi-res.com/scipharm/scipharm-87-00006/article_deploy/html/images/scipharm-87-00006-g004-550.jpg?1571161259

https://pub.mdpi-res.com/scipharm/scipharm-87-00006/article_deploy/html/images/scipharm-87-00006-g005-550.jpg?1571161259

https://pub.mdpi-res.com/scipharm/scipharm-87-00006/article_deploy/html/images/scipharm-87-00006-g006-550.jpg?1571161259

https://pub.mdpi-res.com/scipharm/scipharm-87-00006/article_deploy/html/images/scipharm-87-00006-g007-550.jpg?1571161259

https://pub.mdpi-res.com/scipharm/scipharm-87-00006/article_deploy/html/images/scipharm-87-00006-g008-550.jpg?1571161259

Open Access Article

[.\(/2218-0532/87/1/5/pdf?version=1550655623\)](https://doi.org/10.3390/scipharm87010005)

FT-IR Spectroscopy for the Identification of Binding Sites and Measurements of the Binding Interactions of Important Metal Ions with Bovine Serum Albumin [\(/2218-0532/87/1/5\)](https://doi.org/10.3390/scipharm87010005)

by [Hassan A. Alhazmi](https://sciprofiles.com/profile/author/b0xvOFZoS8E8yZFRsY3BvaUFJUHVHeTY0SisrYzd1M20yMWnuT21mNjJ3ST0=)

Sci. Pharm. **2019**, *87*(1), 5; <https://doi.org/10.3390/scipharm87010005> - 20 Feb 2019

Cited by 90 [\(/2218-0532/87/1/5#metrics\)](https://doi.org/10.3390/scipharm87010005#metrics) | Viewed by 5820

Abstract Proteins play crucial roles in the transportation and distribution of therapeutic substances, including metal ions in living systems. Some metal ions can strongly associate, while others show low affinity towards proteins. Consequently, in the present work, the binding behaviors of Ca²⁺, [...]

► [Show Figures](#)

https://pub.mdpi-res.com/scipharm/scipharm-87-00005/article_deploy/html/images/scipharm-87-00005-ag-550.jpg?1554922021

https://pub.mdpi-res.com/scipharm/scipharm-87-00005/article_deploy/html/images/scipharm-87-00005-g001-550.jpg?1554922020

https://pub.mdpi-res.com/scipharm/scipharm-87-00005/article_deploy/html/images/scipharm-87-00005-g002-550.jpg?1554922021

https://pub.mdpi-res.com/scipharm/scipharm-87-00005/article_deploy/html/images/scipharm-87-00005-g003-550.jpg?1554922020

https://pub.mdpi-res.com/scipharm/scipharm-87-00005/article_deploy/html/images/scipharm-87-00005-g004-550.jpg?1554922021

https://pub.mdpi-res.com/scipharm/scipharm-87-00005/article_deploy/html/images/scipharm-87-00005-g005-550.jpg?1554922021

Open Access Editorial

[.\(/2218-0532/87/1/4/pdf?version=1548492191\)](https://doi.org/10.3390/scipharm87010004)

Acknowledgement to Reviewers of *Scientia Pharmaceutica* in 2018 [\(/2218-0532/87/1/4\)](https://doi.org/10.3390/scipharm87010004)

by [Scientia Pharmaceutica Editorial Office](https://search?authors=Scientia%20Pharmaceutica%20Editorial%20Office&orcid=)

Sci. Pharm. **2019**, *87*(1), 4; <https://doi.org/10.3390/scipharm87010004> - 26 Jan 2019

Viewed by 2108

Abstract Rigorous peer-review is the corner-stone of high-quality academic publishing [...]

► [Show Figures](#)

[.\(/2218-0532/87/1/3/pdf?version=1547438284\)](https://doi.org/10.3390/scipharm87010003)

The Antimicrobial Activity of Natural Plant Sticks [\(/2218-0532/87/1/3\)](https://doi.org/10.3390/scipharm87010003)

by [Lusi Putri Dwita](https://sciprofiles.com/profile/554296) and [Kori Yati](https://sciprofiles.com/profile/689356)

[Sri Nevi Gantini](https://sciprofiles.com/profile/author/c0I5THpMWGtvbndCZVRPZGp2d1FudHppT1VNWTM5d3FhScHmIZvUdZwdoe)

Sci. Pharm. **2019**, *87*(1), 3; <https://doi.org/10.3390/scipharm87010003> - 14 Jan 2019

Cited by 11 ([/2218-0532/87/1/3#metrics](#)) | Viewed by 5949

Abstract *Nigella sativa* oil has been known to have potent anti-inflammatory activity. This research aimed to determine the anti-inflammation activity of *Nigella sativa* oil in a simple balm stick by topical application. The activity was checked using two methods: carrageenan-induced paw oedema and granuloma [...]. [Read more.](#)

► [Show Figures](#)

(https://pub.mdpi-res.com/scipharm/scipharm-87-00003/article_deploy/html/images/scipharm-87-00003-g001-550.jpg?1570944527)

(https://pub.mdpi-res.com/scipharm/scipharm-87-00003/article_deploy/html/images/scipharm-87-00003-g002-550.jpg?1570944527)

(https://pub.mdpi-res.com/scipharm/scipharm-87-00003/article_deploy/html/images/scipharm-87-00003-g003-550.jpg?1570944527)

Open Access Article

☰ ⬇️ ([/2218-0532/87/1/2/pdf?version=1547296269](#))

Preliminary Phytochemical Analysis of *Berberis goudotii* Triana & Planch. ex Wedd. (Berberidaceae) with Anticariogenic and Antiperiodontal Activities ([/2218-0532/87/1/2](#))

by [Luis G. Sequeda-Castañeda](#) (<https://sciprofiles.com/profile/366899>), [Camila C. Muñoz-Realpe](#) (<https://sciprofiles.com/profile/576993>), [Crispín A. Celis-Zambrano](#) (<https://sciprofiles.com/profile/867234>), [Sandra J. Gutiérrez-Prieto](#) (<https://sciprofiles.com/profile/2097230>), [Pilar E. Luengas-Caicedo](#) (<https://sciprofiles.com/profile/author/c1V1ZmdNMmFmb2t2MFVmS0Jlc1hCdnJZVlJVNG5qY0Y2T1pDdGkvL0liUT0=>) and

[Fredy Gamboa](#) (<https://sciprofiles.com/profile/author/WWZLQXA2VkJwQd0dZZ1p4OFZsQINCD2FGaE5zZmZtaG1sTmY4ODAxRG01MD0=>)

Sci. Pharm. **2019**, *87*(1), 2; <https://doi.org/10.3390/scipharm87010002> (<https://doi.org/10.3390/scipharm87010002>) - 12 Jan 2019

Cited by 3 ([/2218-0532/87/1/2#metrics](#)) | Viewed by 4620

Abstract *Berberis goudotii* is an endemic Colombian plant found in the paramo ecosystem. It has been used in food preparation and as a medicinal plant for diverse treatments. Additionally, it is used as a mouthwash to strengthen the gums and combat throat irritations and [...]. [Read more.](#)

► [Show Figures](#)

(https://pub.mdpi-res.com/scipharm/scipharm-87-00002/article_deploy/html/images/scipharm-87-00002-ag-550.jpg?1570942879)

(https://pub.mdpi-res.com/scipharm/scipharm-87-00002/article_deploy/html/images/scipharm-87-00002-g001-550.jpg?1570942879)

(https://pub.mdpi-res.com/scipharm/scipharm-87-00002/article_deploy/html/images/scipharm-87-00002-g002-550.jpg?1570942879)

Open Access Article

☰ ⬇️ ([/2218-0532/87/1/1/pdf?version=1545305382](#))

Hydrogel Formulation of Usnic Acid and Antibacterial Activity Test Against *Propionibacterium acne* ([/2218-0532/87/1/1](#))

by [Lili Fitriani](#) (<https://sciprofiles.com/profile/558635>),

[Afifah](#) (<https://sciprofiles.com/profile/author/UXRtcERGZzIQVHJMMDM0RzVocGx1SVdLcEFITTJNQ0dEb3lkZ0Fiam5UND0=>),

[Friardi Ismed](#) (<https://sciprofiles.com/profile/1613892>) and

[Amri Bakhtiar](#) (<https://sciprofiles.com/profile/author/am4yeEx0eDhpQ0QyMzRrTEFIY0d3dkZnNEpnmVhQnKxZENWS1JlcGILdz0=>).

Sci. Pharm. **2019**, *87*(1), 1; <https://doi.org/10.3390/scipharm87010001> (<https://doi.org/10.3390/scipharm87010001>) - 20 Dec 2018

Cited by 7 ([/2218-0532/87/1/1#metrics](#)) | Viewed by 4101

Abstract Usnic acid is known for its remarkable antimicrobial activity. The aim of this research was to formulate hydrogel of usnic acid and evaluate the antibacterial activity against *Propionibacterium acne*. Due to low solubility of usnic acid, solid dispersion was prepared using PVP [...]. [Read more.](#)

► [Show Figures](#)

(https://pub.mdpi-res.com/scipharm/scipharm-87-00001/article_deploy/html/images/scipharm-87-00001-g001-550.jpg?1570853965)

(https://pub.mdpi-res.com/scipharm/scipharm-87-00001/article_deploy/html/images/scipharm-87-00001-g002-550.jpg?1570853965)

Show export options ▾

Displaying articles 1-7

Previous Issue

Volume 86, December ([/2218-0532/86/4](#))

Next Issue

Volume 87, June ([/2218-0532/87/2](#))

Sci. Pharm. ([/journal/scipharm](#)), EISSN 2218-0532, Published by MDPI

[RSS](#) ([/rss/journal/scipharm](#)) [Content Alert](#) ([/journal/scipharm/toc-alert](#))

We use cookies on our website to ensure you get the best experience.

[Read more about our cookies here](#) ([/about/privacy](#)).

[Article Processing Charges](#) ([/apc](#)).

[Pay an Invoice](#) ([/about/payment](#))

[Open Access Policy](#) ([/openaccess](#))

[Accept](#) ([/accept_cookies](#))

[Contact MDPI \(/about/contact\)](#)

MDPI
[Jobs at MDPI \(https://careers.mdpi.com\)](https://careers.mdpi.com)



Guidelines

[For Authors \(/authors\)](#)

[For Reviewers \(/reviewers\)](#)

[For Editors \(/editors\)](#)

[For Librarians \(/librarians\)](#)

[For Publishers \(/publishing_services\)](#)

[For Societies \(/societies\)](#)

[For Conference Organizers \(/conference_organizers\)](#)
MDPI Initiatives

[Sciforum \(https://sciforum.net\)](https://sciforum.net)

[MDPI Books \(https://www.mdpi.com/books\)](https://www.mdpi.com/books)

[Preprints \(https://www.preprints.org\)](https://www.preprints.org)

[Scilit \(https://www.scilit.net\)](https://www.scilit.net)

[SciProfiles \(https://sciprofiles.com\)](https://sciprofiles.com)

[Encyclopedia \(https://encyclopedia.pub\)](https://encyclopedia.pub)

[JAMS \(https://jams.pub\)](https://jams.pub)

[Proceedings Series \(/about/proceedings\)](#)

Follow MDPI

[LinkedIn \(https://www.linkedin.com/company/mdpi\)](https://www.linkedin.com/company/mdpi)

[Facebook \(https://www.facebook.com/MDPIOpenAccessPublishing\)](https://www.facebook.com/MDPIOpenAccessPublishing)

[Twitter \(https://twitter.com/MDPIOpenAccess\)](https://twitter.com/MDPIOpenAccess)

Subscribe to receive issue release
notifications and newsletters from
MDPI journals

Select options ▼

Enter your email address...

Subscribe

© 1996-2023 MDPI (Basel, Switzerland) unless otherwise stated

[Disclaimer](#) [Terms and Conditions \(/about/terms-and-conditions\)](#) [Privacy Policy \(/about/privacy\)](#)

We use cookies on our website to ensure you get the best experience.
Read more about our cookies [here \(/about/privacy\)](#).

[Accept \(/accept_cookies\)](#)

4. BUKTI KINERJA

Article

The Anti-Inflammatory Activity of *Nigella sativa* Balm Sticks

Lusi Putri Dwita *, Kori Yati and Sri Nevi Gantini

Department of Pharmacy and Science, Universitas Muhammadiyah Prof. Dr HAMKA (UHAMKA), Jakarta 13460, Indonesia; koryati@uhamka.ac.id (K.Y.); sri_nevigantini@uhamka.ac.id (S.N.G.)

* Correspondence: lusi_putridwita@uhamka.ac.id; Tel.: +62-813-224-08072

Received: 28 December 2018; Accepted: 9 January 2019; Published: 14 January 2019



Abstract: *Nigella sativa* oil has been known to have potent anti-inflammatory activity. This research aimed to determine the anti-inflammation activity of *Nigella sativa* oil in a simple balm stick by topical application. The activity was checked using two methods: carrageenan-induced paw oedema and granuloma pouch on rats. The results showed that balm sticks which contained 10% *Nigella sativa* could overcome both acute and sub-acute inflammation showing by high oedema inhibition (60.64%), low leucocytes count (43.55% lower than control) as well as a notable TNF- α concentration (50% lower than control) on the inflamed area. In conclusion, topical application of a *Nigella sativa* balm stick was effective for both acute and sub-acute forms of inflammation.

Keywords: *Nigella sativa*; anti-inflammatory; balm; topical

1. Introduction

Nigella sativa (*Ranunculaceae* family) or commonly known as black cumin has long been used as a phytomedicine for antidiarrhea, appetite enhancer, diuretic, antibacterial, analgesic, anthelmintic, various skin diseases, anti-inflammatory, back pain, hemiplegia (paralysis of the hands or feet), and rheumatism [1–3]. The bioactive content of *Nigella sativa* included *p-cymene*, *α -thujene*, *longifolene*, *β -pinene*, *α -pinene*, *carvacrol* and the main compound is *thymoquinone* [4–6].

Both *Nigella sativa* oil and thymoquinone are potent anti-inflammatory agents that have been demonstrated in various disease models such as encephalomyelitis, colitis, peritonitis, oedema and arthritis through suppression of inflammatory mediators such as prostaglandins and leukotrienes [7]. Orally gavage of 4 mL/kg/day *Nigella sativa* oil for 31 days showed a reduction of IL-4 and NO production in rats [8]. Thymoquinone at a dose of 10 mg/kg body weight of rats showed anti-inflammatory activity through inhibition of cyclooxygenase (COX) and 5-lipoxygenase (5-LPO) pathways [9,10] and at a dose of 5 mg/kg body weight of rats could lower TNF- α and IL-1 β levels in arthritis [11]. Anti-inflammatory activity of *Nigella sativa* also has been shown in humans, for example the use of the oil for geriatric patients with osteoarthritis [12].

However, there are only a few studies showing the use of *Nigella sativa* oil topically. For instance, topical *Nigella sativa* could be effective treatment for psoriasis [13], application of 50% *Nigella sativa* oil in cream could heal burn wounds in rats [14], while *Nigella sativa* essential oil nanoparticles have also been shown to have anti-inflammatory properties in combination with indomethacin [15]. The topical use of *Nigella sativa* oil needs to be developed in the form of a practical dosage form such as a balm stick. In this study, a *Nigella sativa* balm stick was tested on acute and subacute inflammatory models.

2. Materials and Methods

2.1. Materials

Nigella sativa seed oil (PT. Saraswanti Indo Genetech, Bogor, Indonesia) was produced by cold press method without chemicals. According to the COA, the *Nigella sativa* seed fixed oil contain vitamin E, Calcium, Fe, Omega 3, 6 and 9. Gas Chromatography Mass Spectrometry (GCMS) analysis showed that the *Nigella sativa* seed oil contained 23.75% Thymoquinone. The other materials were cera alba, adeps lanae, vaselin alba, lanolin hydrate, cetyl alcohol, butyl hidroxitoluen (BHT) (PT. Brataco, Jakarta, Indonesia), virgin coconut oil (VCO) and oleum sesame (Herba Bagoes, Jakarta, Indonesia), hydrocortisone cream 2.5% (Kalbe Farma, Jakarta, Indonesia) Turk solution (PT. Gresik Sarana Tirta, Jakarta, Indonesia), carrageenan (Sigma, St. Louis, MO, USA), and TNF- α Kit (Sigma).

2.2. Balm Stick Preparation

Balm sticks were made with three formulas with variations of *Nigella sativa* oil content (Table 1). BHT (butyl Hydroxytoluene) was dissolved in VCO (mass 1). Cera alba was melted on water bath at 65 °C and stirred (mass 2). Setil alcohol was added into mass 2, followed by adeps lanae and melted into a homogeneous mixture. The mixture was removed from the water bath, then added with mass 1 and stirred well. Finally, *Nigella sativa* oil was added and stirred to the homogeneous mixture, then formed into sticks (Figure 1).

Table 1. *Nigella sativa* balm stick formula.

No.	Materials	NB 5% (%)	NB 7.5% (%)	NB 10% (%)	Control (%)
1	<i>Nigella sativa</i> oil	5	7.5	10	-
2	<i>Cera alba</i>	30	30	30	30
3	<i>Adeps lanae</i>	10	10	10	10
4	Setil alcohol	10	10	10	10
5	Butyl Hydroxytoluene	0.1	0.1	0.1	0.1
6	VCO	ad 100	ad 100	ad 100	ad 100



Figure 1. *Nigella sativa* Balm Stick.

2.3. Animal

Wistar rats (*Rattus norvegicus* L.) aged 2–3 months with weights of ± 200 g were used in this study, 50 rats in total. The study protocol was approved by the Research Ethics Commission, Faculty of Medicine, University of Indonesia by applying the principles of replacement, reduction and refinement (the 3Rs) with approval under ethics number 516/UN2.F1/ETIK/2018 and 517/UN2.F1/ETIK/2018. All animals were acclimatized in the cage with a temperature of ± 23 °C for one week.

2.4. Acute Anti-Inflammatory Test (Carrageenan-Induced Paw Oedema)

The procedure of carrageenan-induced paw oedema in accordance with Pise and Padwal (2017) [16] with modification. The right foot of the rat was measured using a plethysmometer, then recorded as the initial volume (Vo). The feet were then smeared with the test substances topically in accordance by the group. The negative control group was smeared with control balm, positive control was smeared with 2.5% hydrocortisone cream, the NB (*Nigella sativa* balm stick) groups was smeared with the balm containing 5%, 7.5% and 10% *Nigella sativa* oil respectively. All test substances were applied topically 50 times on the right foot of each rat. Then immediately, the feet were injected intraplantar with 0.1 ml of 1% *w/v* carrageenan solution (in oleum sesame) [17]. The oedema volume was measured using plethysmometer at minutes 30, 90, 150, 210, and 270 after carrageenan injection, and recorded as Vt. The oedema volume data of each time measured were then used to calculate the inhibition percentage.

$$\text{inhibition \%} = \frac{\text{mean increment volume of control} - \text{mean increment volume of test substance}}{\text{mean increment volume of control}} \times 100\%$$

2.5. Sub-Acute Anti-Inflammatory Test (Granuloma Pouch Method)

The back of rats was shaved, then the rats were anaesthetized with ketamine (i.m, 40 mg/kg BW). The back of each rat was then injected with 20 mL sterile air subcutaneously to form a pouch. 24 h later, the pouch was injected with 3 mL of 2% (*w/v*) carrageenan solution (in oleum sesame). The inflamed areas were then smeared with the test substances twice a day. The second day, the pouch was rinsed with 2 mL phosphate buffered saline (PBS) (0.01 M, pH 7.4), then total exudate was taken. The exudate was then used to determine the number of leukocyte cells and TNF- α levels of each group [18].

2.5.1. Leucocyte Count

The exudate of each rat was diluted with Turk solution (1:20) and mixed homogeneously. The solution was then dripped to the hemocytometer and left to be distributed throughout the area of the count room. Preparations were examined under a microscope with 40 \times magnification. The number of leukocytes was calculated by the following formula [19]:

$$\text{Leucocytes count (mm}^3\text{)} = \frac{N \times \text{Dilution factor}}{\Sigma \text{ Chamber Volume}}$$

2.5.2. Determination of TNF- α

The exudate was centrifuged at 5400 g for 10 min at 4 °C to obtained supernatant aliquoted and then stored at -8 °C [19]. TNF- α was determined using an ELISA kit (Sigma, St. Louis, MO, USA), according to the manufacturer's instructions.

2.6. Data Analysis

Data were analyzed using One-Way ANOVA followed by Tukey and Duncan tests.

3. Results

3.1. Carrageenan-Induced Paw Edema

The study showed that the injection of 0.1 ml of 1% carrageenan via intraplantar resulted in oedema, which was observed to show signs of inflammation starting from minute 30. Afterwards, the volume of oedema continued to increase. Hydrocortisone was used as the reference drug [20]. Data in Table 1 demonstrate that there is a difference in the percentage of oedema that occurs due to changes in time in all groups. The *Nigella sativa* Balm (NB) group showed an anti-inflammatory activity as indicated by the decrease in oedema volume at minute 150. However, in the control group, the volume of oedema continued to increase. The results of statistical tests showed significant differences in the

paw oedema of NB group against control starting at minute 90 (Table 2). The oedema inhibition in the NB 10% group showed the highest percentage compared to 5% and 7.5% NB. The three groups showed comparable results with hydrocortisone 2.5% (Figure 2).

Table 2. Oedema percentage of Carrageenan-induced paw oedema.

Groups	Edema percentage (%)				
	At 30 min	At 90 min	At 150 min	At 210 min	At 270 min
Control	110 ± 13.69	135 ± 13.69	170 ± 27.39	205 ± 13.69	210 ± 11.18
Hydrocortisone 2.5%	96 ± 8.94	96 ± 8.94 ^a	77 ± 14.40 ^a	58 ± 16.05 ^a	10 ± 13.69 ^a
NB 5%	92 ± 10.95 ^b	92 ± 10.95 ^{a,b}	74 ± 16.36 ^{a,b}	51 ± 14.32 ^{a,b}	28 ± 12.55 ^a
NB 7.5%	100 ± 0	100 ± 0 ^{a,b}	85 ± 13.69 ^{a,b}	65 ± 13.69 ^{a,b}	25 ± 0 ^{a,b}
NB 10%	96 ± 8.94 ^b	96 ± 8.94 ^{a,b}	82 ± 17.54 ^{a,b}	58 ± 16.05 ^{a,b}	15 ± 13.69 ^{a,b}

^a The mean difference is significant at $p < 0.05$ compared to Control; ^b The mean is comparable with hydrocortisone 2.5% ($p > 0.05$).

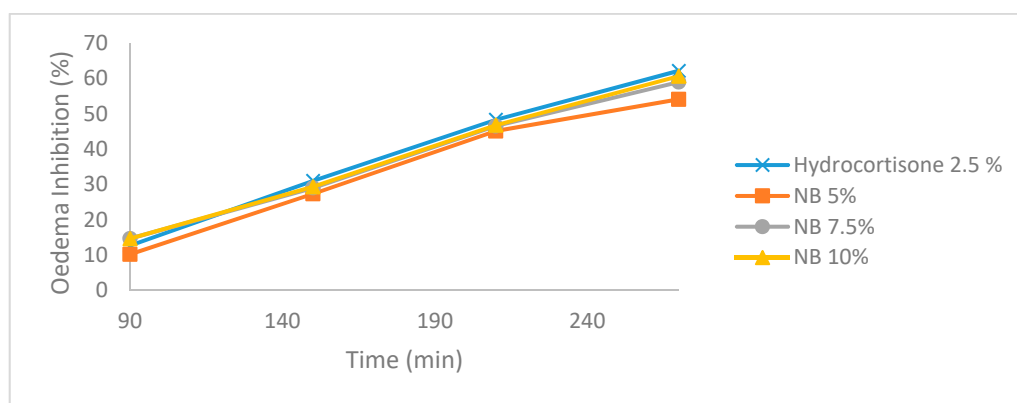


Figure 2. Oedema inhibition percentage of paw edema.

3.2. Sub-Scute Inflammation (Granuloma Pouch)

The results of the exudates volume measurements show that NB 7.5% and 10% groups comparable to hydrocortisone 2.5%, while the number of leukocytes in exudates showed a decrease of 22.02%; 32.14% and 43.55% in the NB 5%, 7.5%, and 10% groups respectively (Table 3). Statistically, only NB 10% group showed a decrease of leucocyte percentage comparable to hydrocortisone 2.5% (47.64%).

Table 3. Granuloma pouch exudate examination.

Groups	Exudate Volume (mL)	Leucocytes Count (mm ³)
Control	4.3 ± 0.83 ^b	52,525 ± 9787.87 ^b
Hydrocortisone 2.5%	0.62 ± 0.26 ^a	27500 ± 1388.64 ^a
NB 5%	3.8 ± 0.40 ^{a,b}	41816.67 ± 483.39 ^{a,b}
NB 7.5%	1.4 ± 0.68 ^a	35641.66 ± 638.29 ^{a,b}
NB 10%	0.9 ± 0.49 ^a	29650 ± 463.68 ^a

^a The mean difference is significant at $p < 0.05$ compared to Control; ^b The mean is significant at $p < 0.05$ compared to Hydrocortisone 2.5%.

Granuloma pouch tissue of rats could also be used as an assessment of inflammation. Biochemistry observation of exudates was carried out on TNF- α levels. Test results showed 7.5% and 10 % NB groups could significantly reduce TNF- α levels ($p < 0.05$) (Figure 3), with reductions of around 39% (NB 7.5%) and 50% (NB 10%) compared to control. The NB 10% group was able to lower TNF- α levels comparable to 2.5% hydrocortisone.

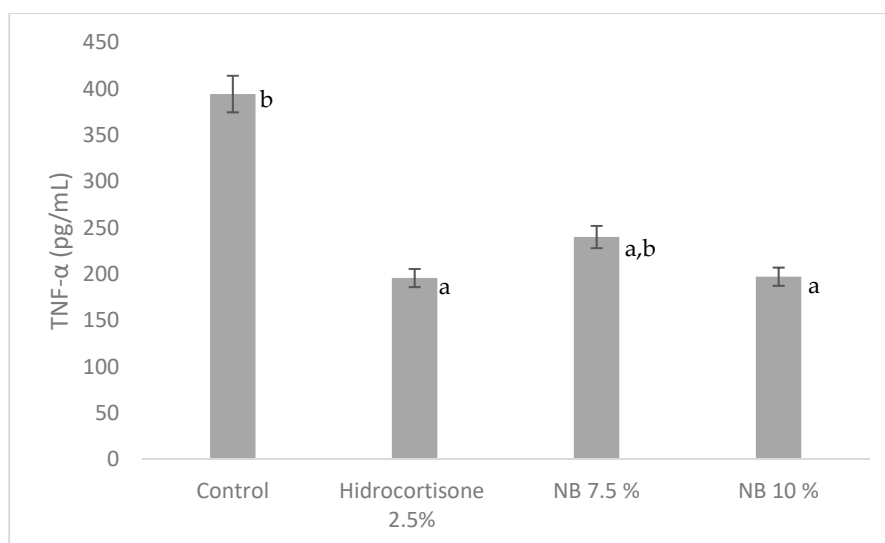


Figure 3. TNF- α concentration of the exudate from granuloma pouch. ^a The mean difference is significant ($p < 0.001$) compared to Control; ^b the mean difference is significant ($p < 0.05$) compared to Hydrocortisone 2.5%.

4. Discussion

Acute inflammation is an initial inflammatory response that begins with vasodilation and increased capillary permeability, involving a process of fluid exudation (oedema) and migration of polymorphonuclear cells from blood to damaged tissue, especially neutrophils. This response is relatively short, lasting for only a few hours or days [21].

In this study, the acute anti-inflammatory activity test was carried out using the carrageenan-induced paw oedema method. Carrageenan caused inflammation by a mechanism involving phospholipase A2 and production of the inflammatory mediator such as cytokines, serotonin, histamine, prostaglandins and leukotrienes, which facilitate the migration of leukocytes to inflammatory sites [17,22]. Oedema occurs due to increased capillary permeability so that the flow of fluid rises continuously to the inflammatory tissue. At 0–1 h after injection of carrageenan, basophils and thrombocytes release of histamine and serotonin from the site of inflammation, therefore oedema was formed. The process of acute inflammation reaches the peak within 2–3 h after injection of carrageenan [23]. In this research, a Nigella contained balm stick has been proven to reduce oedema in carrageenan-induced paw. Table 2 showed a decrease in the percentage of oedema in all groups except control. Significant oedema inhibition of all NB groups starts at 150 min, which was around 28% and the total inhibition of oedema in the NB 10% group at 270 min was 60.64%. As seen in the result, the percentage of oedema in the NB group was 5%, 7.5%, and 10%, continued to decrease to 270 min drastically, and the oedema inhibition had the same trend as hydrocortisone (Figure 2).

Observation on rat's granuloma pouch also showed the anti-inflammatory activity of NB. In sub-acute inflammation, leukocyte and phagocytic infiltrates to the site of injury. Carrageenan caused an increase in the number of leukocytes in inflammatory tissue due to vascular permeability in the inflammatory area, which increases fluid flow resulting in the migration of inflammatory cells [10]. This mediator activates cells from the tissue that are followed by the release of metalloproteinase which causes pain or inflammation. Tumor necrosis factor (TNF) α is considered to be the main inflammatory mediator [24]. The number of leukocytes in granuloma pouch (Table 3) showed that the lowest leukocyte count was obtained in the hydrocortisone 2.5% group followed by NB 10%, 7.5% and 5% respectively. This therefore showed NB anti-inflammatory activity in inhibiting leukocyte migration to the site of inflammation. The best activity was seen in NB 10% with a leukocyte number that was 43.55% lower than control. This result was in line with Table 3 as well as in Figure 3 where the amount of pouch exudate and TNF- α in this group was also the lowest among the three NB

groups. These results indicate the ability of NB 10% to overcome sub-acute inflammation equivalent to hydrocortisone 2.5%.

Topical *Nigella sativa* balm activity shows comparable results to Pise and Padwal (2017) research [16], where *Nigella sativa* oil with a dose of 10 ml/kg rats BW p.o showed a 39.64% oedema inhibition. These results indicate that the anti-inflammatory activity of *Nigella sativa* is clear whether it is given topically or orally. Haj-allahyari et al. (2018) also reported that *Nigella sativa* alcohol extract could decrease COX-2 expression by 36.64% and TNF- α by 34.02%, while in this research NB 10% showed higher (50%) TNF- α inhibition. In conclusion, despite many advance formulations on *Nigella sativa* oil, a simple formula like a balm stick could also result in similar anti-inflammatory activity.

Author Contributions: Conceptualization was done by L.P.D. and K.Y.; Methodology and experimental works were done by L.P.D. and K.Y.; Data Analysis was done by S.N.G.; writing, review and editing the paper were done by L.P.D. and K.Y.

Funding: This research was funded by Kemenristek Dikti 2018, contract number 025/KM/PNT/2018.

Conflicts of Interest: The authors declare no conflict of interest.

References

1. Gilani, A.H.; Jabeen, Q.; Khan, M.A.U. A review of medicinal uses and pharmacological activities of *Nigella sativa*. *Pak. J. Biol. Sci.* **2004**, *4*, 441–451.
2. Duncker, S.C.; Philippe, D.; Martin-Paschoud, C.; Moser, M.; Mercenier, A.; Nutten, S. *Nigella sativa* (Black cumin) seed extract alleviates symptoms of allergic diarrhea in mice, involving opioid receptors. *PLoS ONE* **2012**, *7*, e39841. [[CrossRef](#)] [[PubMed](#)]
3. Ahmad, S.; Beg, Z.H. Mitigating role of thymoquinone rich fractions from *Nigella sativa* oil and its constituents, thymoquinone and limonene on lipidemic-oxidative injury in rats. *SpringerPlus* **2014**, *3*, 316. [[CrossRef](#)] [[PubMed](#)]
4. Ali, K.; Ghazali, H.M.; Yassoralipour, A.; Ramakrishnan, Y.; Ganjloo, A. Physicochemical characteristics of *Nigella* seed (*Nigella sativa* L.) oil as affected by different extraction methods. *J. Am. Oil Chem. Soc.* **2011**, *88*, 533–540. [[CrossRef](#)]
5. Hassanien, M.F.R.; Assiri, A.M.A.; Alzohairy, A.M.; Oraby, H.F. Health-promoting value and food applications of black cumin essential oil: An overview. *J. Food Sci. Technol.* **2015**, *52*, 6136–6142. [[CrossRef](#)] [[PubMed](#)]
6. Islam, R.; Nazmul, H.; Siddiqui, S.A.; Rashid, M.A.; Mahmud, A.Z.; Rahman, M.S.; Rahman, A. The black seed *Nigella sativa* linnaeus: A study of the antioxidant activity of the essential oil and extracts. *J. Nat. Sci. Sustain. Technol.* **2010**, *7*, 37–41.
7. Salem, M.L. Immunomodulatory and therapeutic properties of the *Nigella sativa* L. seed. *Int. Immunopharmacol.* **2005**, *5*, 1749–1770. [[CrossRef](#)]
8. Khaldi, T.; Chekchaki, N.; Boumendjel, M.; Taibi, F.; Abdellaoui, M.; Messarah, M.; Boumendjel, A. Ameliorating effects of *Nigella sativa* oil on aggravation of inflammation, oxidative stress and cytotoxicity induced by smokeless tobacco extract in an allergic asthma model in Wistar rats. *Allergol. Immunopathol. (Madrid)* **2018**, *46*, 472–481. [[CrossRef](#)]
9. Alam, M.; Galav, V. Anti-inflammatory effect and toxicological evaluation of thymoquinone (volatile oil of black seed) on adjuvant-induced arthritis in Wistar rat. *Indian J. Life Sci.* **2013**, *2*, 17–22.
10. Amin, B.; Hosseinzadeh, H. Black cumin (*Nigella sativa*) and its active constituent Thymoquinone: An overview on the black cumin (*Nigella sativa*) and its active constituent, thymoquinone: An overview on the analgesic and anti-inflammatory effects. *Planta Med. Sci.* **2016**, *82*, 8–16. [[CrossRef](#)]
11. Tekeoglu, I.; Dogan, A.; Demiralp, L. *Retracted*: Effects of thymoquinone (volatile oil of black cumin) on rheumatoid arthritis in rat models. *Phyther. Res.* **2006**, *20*, 869–871. [[CrossRef](#)] [[PubMed](#)]
12. Tuna, H.I.; Babadag, B.; Ozkaraman, A.; Balci Alparslan, G. Investigation of the effect of black cumin oil on pain in osteoarthritis geriatric individuals. *Complement. Ther. Clin. Pract.* **2018**, *31*, 290–294. [[CrossRef](#)] [[PubMed](#)]
13. Ahmed, J. The effectiveness of *Nigella sativa*, methotrexate and their combination in the treatment of moderate to severe psoriasis. *J. Clin. Exp. Investig.* **2014**, *5*, 521–528. [[CrossRef](#)]

14. Yaman, I.; Durmus, A.S.; Ceribasi, S.; Yaman, M. Effects of *Nigella sativa* and silver sulfadiazine on burn wound healing in rats. *Int. J. Vet. Biomed. Sci.* **2010**, *55*, 619–624. [[CrossRef](#)]
15. Badri, W.; El Asbahani, A.; Miladi, K.; Baraket, A.; Agusti, G.; Nazari, Q.A.; Errachid, A.; Fessi, H.; Elaissari, A. Poly (ϵ -caprolactone) nanoparticles loaded with indomethacin and *Nigella sativa* L. essential oil for the topical treatment of inflammation. *J. Drug Deliv. Sci. Technol.* **2018**, *46*, 234–242. [[CrossRef](#)]
16. Pise, H.N.; Padwal, S.L. Evaluation of anti-inflammatory activity of *Nigella sativa*: An experimental study. *Natl. J. Physiol. Pharm. Pharmacol.* **2017**, *7*, 707–711. [[CrossRef](#)]
17. Necas, J.; Bartosikova, L. Carrageenan: A review. *Vet. Med. (Praha)* **2013**, *58*, 187–205. [[CrossRef](#)]
18. Alabi, A.; Ajayi, A.M.; Olooto, W.E.; Emegoakor, C.; Oladunjoye, O.; Obikoya, Y. Antinociceptive and anti-inflammatory properties of a polyherbal extract of *Plumbago zeylinica* and *Capsicum frutescens* in rodents. *Afr. J. Biomed. Res.* **2017**, *20*, 277–285.
19. Ajayi, A.M.; Ologe, M.O.; Ben-Azu, B.; Okhale, S.E.; Adzu, B.; Ademowo, O.G. *Ocimum gratissimum* Linn. Leaf extract inhibits free radical generation and suppressed inflammation in carrageenan-induced inflammation models in rats. *J. Basic Clin. Physiol. Pharmacol.* **2017**, *28*, 531–541. [[CrossRef](#)]
20. Salvemini, D.; Wang, Z.Q.; Wyatt, P.S.; Bourdon, D.M.; Marino, M.H.; Manning, P.T.; Currie, M.G. Nitric oxide: A key mediator in the early and late phase of carrageenan-induced rat paw inflammation. *Br. J. Pharmacol.* **1996**, *118*, 829–838. [[CrossRef](#)]
21. Cavaillon, J.-M.; Singer, M. *Inflammation: From Molecular and Cellular Mechanisms to the Clinic*; Cavaillon, J.-M., Singer, M., Eds.; Wiley-VCH: Weinheim, Germany, 2018; Volume 1,2, ISBN 9783527338993.
22. Vogel, H.G. *Drug Discovery and Evaluation Pharmacological Assays*; Springer: Berlin, Germany, 2002; ISBN 3540423966.
23. Menezes, L.D.; Gomes, G.O.; Antônio, J.; Neto, S.; De Mesquita, L.; Ferreira, V.M.; Valero, M. Evaluation of anti-inflammatory and antinociceptive activities of the *Austroplenckia populnea* extract in topical formulations. *Afr. J. Pharm.* **2014**, *8*, 1180–1185. [[CrossRef](#)]
24. Haj-allahyari, S. Anti-inflammatory effect of alcoholic extract of *Nigella sativa* L. on bovine fibroblast-like synoviocyte and THP-1. *Int. J. Contemp. Res. Rev.* **2018**, *9*, 20181–20191. [[CrossRef](#)]



© 2019 by the authors. Licensee MDPI, Basel, Switzerland. This article is an open access article distributed under the terms and conditions of the Creative Commons Attribution (CC BY) license (<http://creativecommons.org/licenses/by/4.0/>).

5. HALAMAN SCIMAGO



SJR

Scimago Journal & Country Rank

Enter Journal Title, ISSN or Publisher Name



Home

Journal Rankings

Country Rankings

Viz Tools

Help

About Us

Latest R&D & Medical Content

Research & Development

We provide high-quality, applicable content for pharmaceutical scientists.

taylorandfrancis.com

OPEN

Scientia Pharmaceutica

COUNTRY

Switzerland

Universities and research institutions in Switzerland

Media Ranking in Switzerland

SUBJECT AREA AND CATEGORY

Pharmacology, Toxicology and
Pharmaceutics
└ Pharmaceutical Science

PUBLISHER

MDPI AG

H-INDEX


46



Sigma-Aldrich.


Building 3D bioprinted tissue models?


PUBLICATION TYPE	ISSN	COVERAGE	INFORMATION
Journals	00368709, 22180532	1949, 1960-1961, 1973-2021	Homepage How to publish in this journal scipharm@mdpi.com



SCOPE

In particular the following areas are covered: -Medicinal and Pharmaceutical Chemistry: Synthesis, analysis and modelling of biologically active substances and pharmaceuticals -Pharmacognosy and Pharmaceutical Biology: Isolation and structure elucidation of natural substances; morphology, systematics, taxonomy of medicinal and poisonous plants; quality of medicines of biological origin -Pharmacology: pharmacological testing of synthetic and natural products; clinical pharmacy; mechanisms of drug (inter-)actions -Pharmaceutical Technology: Strategies of drug development; controlled drug release; drug targeting - Contributions on pharmacy-didactics, pharmaeconomy, nutritional sciences, book reviews, and proposals for pharmacopoeia-monograph

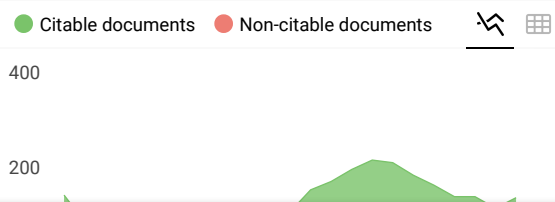
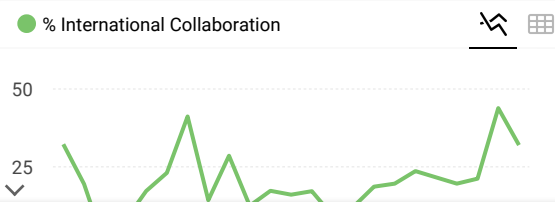
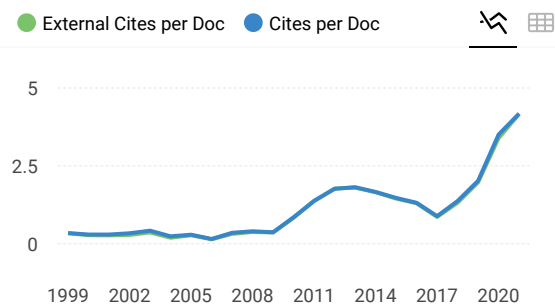
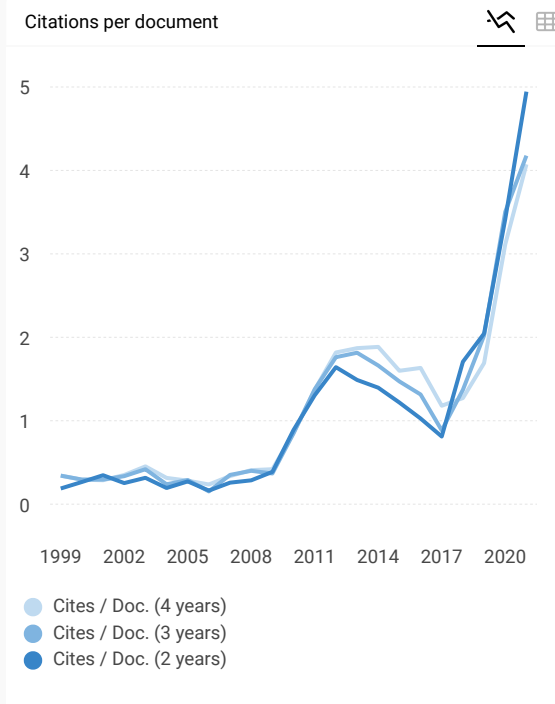
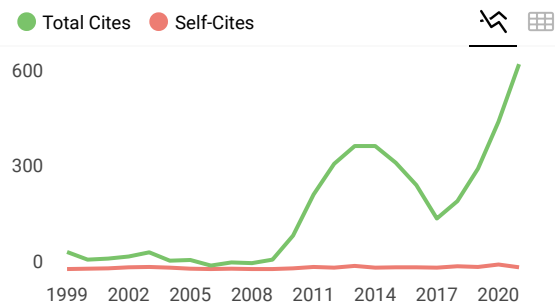
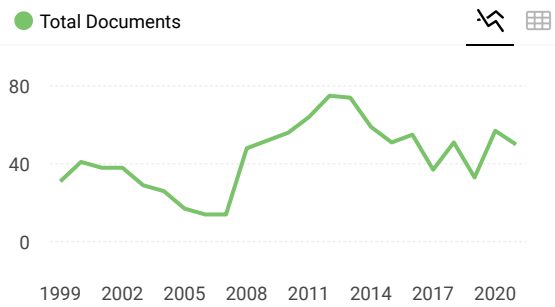
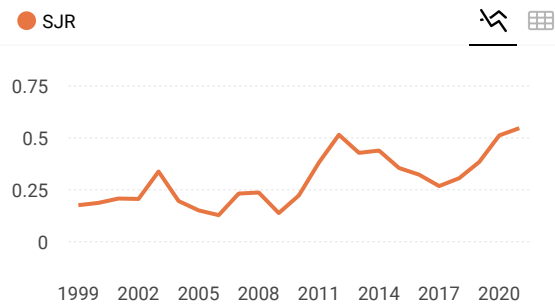
 Join the conversation about this journal

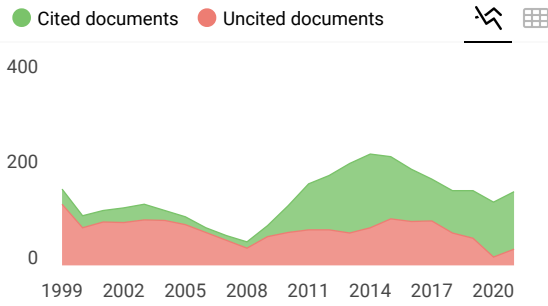
 Quartiles



Sigma-Aldrich. Building 3D bioprinted tissue models? **MERCK**

<p>1 Brazilian Journal of Pharmaceutical Sciences BRA</p> <p>63% similarity</p>	<p>2 Saudi Pharmaceutical Journal SAU</p> <p>61% similarity</p>	<p>3 DARU, Journal of Pharmaceutical Sciences GBR</p> <p>60% similarity</p>	<p>4 Indian Journal of Pharmaceutical IND</p> <p>60% similarity</p>
---	---	---	---





Scientia Pharmaceutica

Q2 Pharmaceutical Science
best quartile

SJR 2021
0.55

powered by scimagojr.com


← Show this widget in your own website

Just copy the code below and paste within your html code:

`<a href="https://www.scimaç`

SCImago Graphica

Explore, visually communicate and make sense of data with our **new data visualization tool.**



Metrics based on Scopus® data as of April 2022



Loading comments...

Developed by:



Powered by:



Follow us on @ScimagoJR

Scimago Lab, Copyright 2007-2022. Data Source: Scopus®

[Edit Cookie Consent](#)



6. HALAMAN SCOPUS



Source details

Scientia Pharmaceutica

Open Access ⓘ

Scopus coverage years: 1949, from 1960 to 1961, from 1973 to 2022

Publisher: Multidisciplinary Digital Publishing Institute (MDPI)

ISSN: 0036-8709 E-ISSN: 2218-0532

Subject area: Pharmacology, Toxicology and Pharmaceutics: Pharmaceutical Science

Source type: Journal

CiteScore 2021

5.3



SJR 2021

0.547



SNIP 2021

1.447



[View all documents >](#)

[Set document alert](#)

[Save to source list](#) [Source Homepage](#)

[CiteScore](#) [CiteScore rank & trend](#) [Scopus content coverage](#)

i Improved CiteScore methodology



CiteScore 2021 counts the citations received in 2018-2021 to articles, reviews, conference papers, book chapters and data papers published in 2018-2021, and divides this by the number of publications published in 2018-2021. [Learn more >](#)

CiteScore 2021 ▼

$$5.3 = \frac{1,011 \text{ Citations 2018 - 2021}}{190 \text{ Documents 2018 - 2021}}$$

Calculated on 05 May, 2022

CiteScoreTracker 2022 ⓘ

$$6.3 = \frac{1,335 \text{ Citations to date}}{211 \text{ Documents to date}}$$

Last updated on 05 March, 2023 • Updated monthly

CiteScore rank 2021 ⓘ

Category	Rank	Percentile
Pharmacology, Toxicology and Pharmaceutics	#55/171	68th
Pharmaceutical Science		

[View CiteScore methodology >](#) [CiteScore FAQ >](#) [Add CiteScore to your site &](#)

About Scopus

[What is Scopus](#)

[Content coverage](#)

[Scopus blog](#)

[Scopus API](#)

[Privacy matters](#)

Language

[日本語版を表示する](#)

[查看简体中文版本](#)

[查看繁體中文版本](#)

[Просмотр версии на русском языке](#)

Customer Service

[Help](#)

[Tutorials](#)

[Contact us](#)

ELSEVIER

[Terms and conditions](#) ↗ [Privacy policy](#) ↗

Copyright © Elsevier B.V. ↗. All rights reserved. Scopus® is a registered trademark of Elsevier B.V.

We use cookies to help provide and enhance our service and tailor content. By continuing, you agree to the use of cookies ↗.

