

[Home](#) / [Aims and scope](#)

## Aims and scope

*Open Access Macedonian Journal of Medical Sciences (OAMJMS)* [formerly known as Macedonian Journal of Medical Sciences] is a top-tier open access medical science journal published by the Scientific Foundation SPIROSKI, Rajko Zhinzifov No 48, 1000 Skopje, Republic of Macedonia. *OAMJMS* is an international, modern, general medical journal covering all areas in the medical sciences, from basic studies to large clinical trials and cost-effectiveness analyses. We publish mostly human studies that substantially enhance our understanding of disease epidemiology, etiology, and physiology; the development of prognostic and diagnostic technologies; trials that test the efficacy of specific interventions and those that compare different treatments; dental sciences; nursing; and systematic reviews. We aim to promote translation of basic research into clinical investigation, and of clinical evidence into practice. We publish occasional studies in animal models when they report outstanding research findings that are highly clinically relevant. Our audience is the international medical community as well as educators, policy makers, patient advocacy groups, and interested members of the public around the world. *OAMJMS* is published continuously online version.

The *Open Access Macedonian Journal of Medical Sciences (OAMJMS)* publishes Medical Informatics, Basic Science, Clinical Science, Case Report, Brief Communication, Public Health, Public Policy, Nursing, and Review Article from all fields of medicine and related fields.

This journal also publishes, continuously or occasionally, the bibliographies of the members of the Society, medical history, medical publications, thesis abstracts, book reviews, reports on meetings, information on future meetings, important events and dates, and various headings which contribute to the development of the corresponding scientific field.

[Make a Submission](#)

### Browse

### Categories

A - Basic Sciences

B - Clinical Sciences

C - Case Reports

D - Dental Sciences

E - Public Health

F - Review Articles

G - Nursing

T - Thematic Issues

T1 - "Coronavirus Disease (COVID-19)"

T2 - "Public Health and Nutrition Sciences in the Current Millennial Era"

T3 - "Neuroscience, Neurology, Psychiatry and General Medicine"

T4 - "Contribution of Nurses on Sustainable Development Goals (SDGs)"

T5 - "Re-Advancing Nursing Practice, Education and Research in the Post Covid"

T6 - "The Challenges and Opportunities for Nurses in The New Era Adaptation"

T7 - "Neuroscience, Neurology, Psychiatry and Other Health Sciences - 2022"

T8 - "APHNI: Health Improvement Strategies Post Pandemic Covid-19"

## Announcements

### Happy New 2023 Year!

**January 1, 2023**

Dear member,

On behalf of Scientific Foundation SPIROSKI and Open Access Macedonian Journal of Medical Sciences (OAMJMS), we wish you Happy New 2023 Year.

---

### Reduced Publication Fee for Ukraine

**April 22, 2022**



Open Access Macedonian Journal of Medical Sciences decided to support scientific community from Ukraine with reduction of Publication Fee from 400 € (EUR) to 200 € (EUR) till the end of the war.

## Information

[For Readers](#)

[For Authors](#)

[For Librarians](#)

# PKP Publishing Services

Part of the  
[PKP Publishing Services Network](#)

## Published by



## About us

### [About the Journal](#)

Editorial Team  
 Author Fees  
 Online Payments  
 Bibliographic Information  
 Journal History

## Information

[For readers](#)  
[For authors](#)  
[For librarians](#)  
[For Reviewers](#)  
 Transparency

## Contact

Publisher  
 Co  
 publisher  
 Registration  
 Contact  
 Privacy  
 statement

Platform &  
 workflow by  
**OJS / PKP**



[Home](#) / [Archives](#) / Vol. 7 No. 22 (2019): Nov 30 (Herbal Medicine in Pharmaceutical and Clinical Sciences)

## Vol. 7 No. 22 (2019): Nov 30 (Herbal Medicine in Pharmaceutical and Clinical Sciences)



**Published:** 2019-11-30

### Herbal Medicine in Pharmaceutical and Clinical Sciences

#### **Preformulation Study of Pugun Tano (*Curanga fel-terrae* [Lour.] Merr) Ethanollic Extract Granule Mass in Capsule as Hepatoprotective Drug**

Urip Harahap, Marianne Marianne, Yuandani Yuandani, Lia Laila (Author)

3729-3732



pdf



OnlineFirst

#### **The Role of Coconut Oil to Increase Expression of MMP-9, PDGF-BB, and TGF- $\beta$ 1 in NIH-3T3 Cell Line**

Dian Ika Perbina Meliala, Jansen Silalahi, Yuandani Yuandani, Linda Margata, Denny Satria (Author)

3733-3736



pdf



OnlineFirst

#### **The Inhibitory Activity of *Picria fel-terrae* Lour Herbs Extract on Nitric Oxide Production toward RAW 264.7 Cells Induced by Lipopolysaccharide**

Novycha Auliafendri, Rosidah Rosidah, Yuandani Yuandani, Sri Suryani, Denny Satria (Author)

3737-3740



pdf



OnlineFirst

### **Effect of Saurauia vulcani Korth. Leaves on Superoxide Dismutase, HbA1c Levels and Insulin Expression in Hyperglycemic Rats**

Chemayanti Surbakti, Panal Sitorus, Rosidah Rosidah, Denny Satria (Author)

3741-3744



pdf



OnlineFirst

### **Evaluation of Cytotoxic Activity Alkaloid Fractions of Zanthoxylum acanthopodium DC. Fruits**

Dina Maya Syari, Rosidah Rosidah, Poppy Anjelisa Zaitun Hasibuan, Ginda Haro, Denny Satria (Author)

3745-3747



pdf



OnlineFirst

### **Antimicrobial Activity of Hand Lotion of Flower Mimusops elengi**

Bastian Arifin, Rosnani Nasution, Novi Desrianti, Marianne Marianne, Hira Helwati (Author)

3748-3756



pdf



OnlineFirst

### **Preparation and Evaluation of Sunflower Oil Nanoemulsion As a Sunscreen**

Anayanti Arianto, Cindy Cindy (Author)

3757-3761



pdf



OnlineFirst

### **Risk Factors Associated with Premature Hair Greying of Young Adult**

Dwi Rita Anggraini, Lita Feriyawati, Hidayat Hidayat, Arlinda Sari Wahyuni (Author)

3762-3764



pdf



OnlineFirst

### **Prominent Secondary Metabolites from Selected Genus of Avicennia Leaves**

Mohammad Basyuni, Didi Nurhadi Illian, Meighina Atika Istiqomah, Dini Permata Sari, Arif Nuryawan, Poppy Anjelisa Zaitun Hasibuan, Sumaiyah Sumaiyah, Etti Sartina Siregar (Author)

3765-3768



pdf



OnlineFirst

### **Implementation of Standards for Managing Pharmaceutical, Medical Devices and Disposable Medical Materials in Community Pharmacy in Medan City**

Wiryanto Wiryanto, Harri Tanjung, Reski Rumonda (Author)

3769-3773



pdf



OnlineFirst

### **Ethanollic Extract of Herb Pugun Tanah (*Picria fel-terrae* Lour.) Modulates TCD4+ and TCD8+ Cell Profile of Doxorubicin-Induced Immuno-Suppressed Rats**

Mustafa Ridwan Lubis, Reny Haryani, Safriana Safriana, Denny Satria (Author)

3774-3776



pdf



OnlineFirst

### **The Antifungal Activity of n-Hexane Extract of *Eleutherine palmifolia* (L). Merr Bulbs Against *Candida albicans* and *Trichophyton mentagrophytes***

Masfria Masfria, Mitra S. A. Tampubolon (Author)

3777-3780



pdf



OnlineFirst

### **Antioxidant Effect of Virgin Coconut Oil on Urea and Creatinine Levels on Maximum Physical Activity**

Fajar Apollo Sinaga, Urip Harahap, Jansen Silalahi (Author)

3781-3785



pdf



OnlineFirst

### **Cyclin D1, Caspase 9 and P53 Expressions in T47D Cell Lines after Treatment of *Plectranthus amboinicus*, (Lour.) Spreng. Leaves Ethanollic Extract Nanoparticles**

Poppy Anjelisa Zaitun Hasibuan, Sumaiyah Sumaiyah (Author)

3786-3789



pdf



OnlineFirst

### **Organic and Inorganic Analysis of *Rhaphidophora pinnata* (L.f.) Schott Water Extract**

Masfria Masfria, Marianne Marianne, Yade Metri Permata (Author)

3790-3793



pdf



OnlineFirst

### **Characterisation of Lactic Acid Bacteria from Dengke Naniura of Common Carp (*Cyprinus carpio*) with $\hat{\pm}$ -Glucosidase Inhibitory Activity**

Andi Josep Nicolas Hutahaean, Jansen Silalahi, Dwi Suryanto, Denny Satria (Author)

3794-3798



pdf



OnlineFirst

### **Effectiveness of Rinsing Black Tea Compared to Green Tea in Decreasing *Streptococcus mutans***

Ranu Putra Armidin, Gema Nazri Yanti (Author)

3799-3802

[OnlineFirst](#)

### **Effect of Salt and Fresh Water Concentration on Polyisoprenoid Content in Brugiera cylindrica Seedlings**

Mohammad Basyuni, Santi Sari Nainggolan, Taufiq Qurrahman, Poppy Anjelisa Zaitun Hasibuan, Sumaiyah Sumaiyah, Sumardi Sumardi, Etti Sartina Siregar, Arif Nuryawan (Author)

3803-3806

[OnlineFirst](#)

### **Cell Cycle Inhibition and Apoptotic Induction of Vernonia amygdalina Del. Leaves Extract on MCF-7 Cell Line**

Poppy Anjelisa Zaitun Hasibuan, Dian Fachrunisa (Author)

3807-3810

[OnlineFirst](#)

### **The Effect of Crospovidone on the Dissolution Profile of Amlodipine Besylate from Fast Orally Dissolving Film**

Sumaiyah Sumaiyah, Julia Mentari, Suryanto Suryanto (Author)

3811-3815

[OnlineFirst](#)

### **Cytotoxic Activity of BornUSU I towards T47D Breast Cancer Cells**

Nadiya Anandita Nasution, Urip Harahap, Ginda Haro, Hari Purnomo, Denny Satria (Author)

3816-3818

[OnlineFirst](#)

### **In Vivo Activities and In Silico Study of Jackfruit Seeds (Artocarpus heterophyllus Lam.) on the Reduction of Blood Sugar Levels of Gestational Diabetes Rate Induced by Streptozotocin**

Dwitiyanti Dwitiyanti, Rizky Arcinthy Rachmania, Kriana Efendi, Riri Septiani, Pahlevi Jihadudin (Author)

3819-3826

[OnlineFirst](#)

### **The Effect of Pregelatinized Taro Starch (Colocasia Esculenta (L.) Schott) Temperature as Filler on Thiamine Hidrochloride Tablet**

Pramulani Mulya Lestari, Ari Widayanti, Hani Afifah (Author)

3827-3832

[OnlineFirst](#)



## Optimization of SRC (Semi Refined Carrageenan) and Glucomannan Concentration as Gelling Agent to the Physical Stability Sunscreen Gel of Dry Corncob Extract (*Zea mays L.*)

Kori Yati, Yudi Srifiana, Asri Indah Lestari (Author)

3833-3836



pdf

OnlineFirst

## Cost Effectiveness Analysis of Candesartan Therapy in Comparison to Candesartan-Amlodipine Therapy on Hypertensive Outpatients

Faridah Baroroh, Andriana Sari, Noviana Masruroh (Author)

3837-3840

pdf

OnlineFirst

## Formulation and Quantitative Analysis of Betamethasone Valerate and Neomycin Sulfate Cream by High Performance Liquid Chromatography and Spectrophotometry

Yade Metri Permata, Muchlisyam Bachri, Julia Reveny, Fitri Mardiyanti Sibuea (Author)

3841-3846

pdf

OnlineFirst

## Comparative Effectiveness Study of Chloramphenicol and Ceftriaxone in the Treatment of Typhoid Fever in Children Admitted to Putri Hijau Kesdam I/Bb Hospital Medan

Eva Sartika Dasopang, Fenny Hasanah, Teddy Kurniawan Bakri, Muktia Isma (Author)

3847-3851

pdf

OnlineFirst

## Mikania Micrantha Improved Memory Perform on Dementia Model

Yuni Andriani, Siti Hamidatulaliyah, Desi Sagita, Muhammad Aminuddin (Author)

3852-3855

pdf

OnlineFirst

## Pharmacists Intervention Reduced Drug-Related Problems in the Treatment of Patients with Type 2 Diabetes Mellitus

Azizah Nasution, Aminah Dalimunthe, Khairunnisa Khairunnisa (Author)

3856-3860

pdf

OnlineFirst

## Susceptibility of *Klebsiella Pneumoniae* Isolated from Pus Specimens of Post-Surgery Patients in Medan, Indonesia to Selected Antibiotics

Popi Patilaya, Dadang Irfan Husori, Lany Marhafanny (Author)

3861-3864

 pdf OnlineFirst

### **Cytoprotective Activity of Ethylacetate Fraction of *Picria fel-terrae* Lour. Herbs**

Denny Satria, Jansen Silalahi, Ginda Haro, Syafruddin Ilyas, Poppy Anjelisa Zaitun Hasibuan (Author)

3865-3867

 pdf OnlineFirst

### **Antibacterial Activity of Mucoadhesive Gastroretentive Drug Delivery System of Alginate Beads Containing Turmeric Extract - PVP Solid Dispersion**

Hakim Bangun, Anayanti Arianto, Yuni Sari Bangun, Marline Nainggolan (Author)

3868-3873

 pdf OnlineFirst

### **The Effect of Alkalization on Carboxymethyl Cellulose Synthesis from Stem and Peel Cellulose of Banana**

Sri Yuliasmi, Nahitma Ginting, Henny Sri Wahyuni, Ruth Theresia Sigalingging, Theophani Sibarani (Author)

3874-3877

 pdf OnlineFirst

### **Characterization of Synthesized Sodium Carboxymethyl Cellulose with Variation of Solvent Mixture and Alkali Concentration**

Henny Sri Wahyuni, Sri Yuliasmi, Hanifah Siti Aisyah, Devi Riati (Author)

3878-3881

 pdf OnlineFirst

### **Antibacterial Activity of Lidah Mertua (*Sansevieria Trifasciata* Prain.) Leaves Extract on *Escherichia coli* and *Staphylococcus aureus***

Yessi Febriani, Vriezka Mierza, Novi Putri Handayani, Surismayanti Surismayanti, Ibrenaita Ginting (Author)

3882-3886

 pdf OnlineFirst

### **Atherosclerosis Prediction with High Sensitivity C-Reactive Protein (hs-CRP) and Related Risk Factor in Patient with Dyslipidemia**

Dewa Ayu Swastini, Ida Ayu Dewi Wiryanthini, Ni Luh Putu Ariastuti, Agus Muliantara (Author)

3887-3890

 pdf OnlineFirst

### **Gartanin Compounds from Extract Ethanol Pericarp Mangosteen (*Garcinia mangostana* Linn.)**

R.A. Oetari, Hasriyani Hasriyani, Adi Prayitno, Sahidin Sahidin (Author)

3891-3895



pdf



OnlineFirst

### **Safety Test of Agarwood Leaves Tea (*Aquilaria malaccensis* Lamk.) Through Skin Sensitization Test on Albino Rabbit**

Surjanto Surjanto, Ridwanti Batubara, Dedy Syahputera Rangkuti (Author)

3896-3899



pdf



OnlineFirst

### **Formulation and Antibacterial Activity of *Plectranthus amboinicus* (Lour.) Spreng Leaves Ethanolic Extract as Herbal Mouthwash Against Halitosis Caused Bacteria**

Nazliniwaty Nazliniwaty, Lia Laila (Author)

3900-3903



pdf



OnlineFirst

### **Activity Anticancer n-hexane Fraction of *Cyperus Rotundus* L. Rhizome to Breast Cancer MCF-7 Cell Line**

Delisma Simorangkir, Masfria Masfria, Urip Harahap, Denny Satria (Author)

3904-3906



pdf



OnlineFirst

### **Physical Evaluation and Anti-Aging Effect of Red Bean Ethanolic Extract (*Vigna angularis* (Wild.) Ohwi & Ohashi) Peel-Off Gel Mask**

Bayu Eko Prasetyo, Dwi Rafika, Lia Laila, Fat Aminah (Author)

3907-3910



pdf



OnlineFirst

### **Chemometric Calculation for Determination of Betamethasone and Neomycin Mixture in Cream Supply by Ultraviolet Spectrophotometry**

Muchlisyam Bachri, Julia Reveny, Yade Metri Permata, D. N. Panjaitan (Author)

3911-3916



pdf



OnlineFirst

### **Macadamia Nuts Oil in Nanocream and Conventional Cream as Skin Anti-Aging: A Comparative Study**

Tengku Ismanelly Hanum, Lia Laila, Sumaiyah Sumaiyah, Elvi Syahrina (Author)

3917-3920



pdf



OnlineFirst

[Make a Submission](#)

## Browse

### Categories

[A - Basic Sciences](#)[B - Clinical Sciences](#)[C - Case Reports](#)[D - Dental Sciences](#)[E - Public Health](#)[F - Review Articles](#)[G - Nursing](#)[T - Thematic Issues](#)[T1 - "Coronavirus Disease \(COVID-19\)"](#)[T2 - "Public Health and Nutrition Sciences in the Current Millennial Era"](#)[T3 - "Neuroscience, Neurology, Psychiatry and General Medicine"](#)[T4 - "Contribution of Nurses on Sustainable Development Goals \(SDGs\)"](#)[T5 - "Re-Advancing Nursing Practice, Education and Research in the Post Covid"](#)[T6 - "The Challenges and Opportunities for Nurses in The New Era Adaptation"](#)[T7 - "Neuroscience, Neurology, Psychiatry and Other Health Sciences - 2022"](#)[T8 - "APHNI: Health Improvement Strategies Post Pandemic Covid-19"](#)

## Announcements

### Happy New 2023 Year!

**January 1, 2023**

Dear member,

On behalf of Scientific Foundation SPIROSKI and Open Access Macedonian Journal of Medical Sciences (OAMJMS), we wish you Happy New 2023 Year.

---

## Reduced Publication Fee for Ukraine

April 22, 2022



Open Access Macedonian Journal of Medical Sciences decided to support scientific community from Ukraine with reduction of Publication Fee from 400 € (EUR) to 200 € (EUR) till the end of the war.

### Information

[For Readers](#)

[For Authors](#)

[For Librarians](#)

# PKP Publishing Services

Part of the

[PKP Publishing Services Network](#)

## Published by



## About us

### [About the Journal](#)

Editorial Team  
Author Fees  
Online Payments  
Bibliographic Information  
Journal History

## Information

### [For readers](#)

### [For authors](#)

### [For librarians](#)

### [For](#)

### [Reviewers](#)

Transparency

## Contact

Publisher  
Co  
publisher  
Registration  
Contact  
Privacy  
statement

Platform &  
workflow by  
**OJS / PKP**



[Home](#) / [Editorial Team](#)

## Editorial Team

### Journal Manager

Eli Djulejic, MD. Open Access Macedonian Journal of Medical Sciences, Belgrade, Serbia

[elispiroska@yahoo.com](mailto:elispiroska@yahoo.com)

[ORCID iD: https://orcid.org/0000-0002-1736-9029](https://orcid.org/0000-0002-1736-9029)

[Web of Science ResearcherID: AAC-3225-2020](#)

[Scopus Author ID: 33767574400](#)

### Editor-in-Chief

[Mirko Zhivko Spiroski](#), MD, PhD. Scientific Foundation SPIROSKI, Rajko Zhinzifov No 48, 1000 Skopje, Republic of Macedonia

[mspiroski@yahoo.com](mailto:mspiroski@yahoo.com)

[ORCID iD: https://orcid.org/0000-0001-5559-7981](https://orcid.org/0000-0001-5559-7981)

[Web of Science ResearcherID: F-7606-2012](#)

[Scopus Author ID: 6602348069](#)

### Section Editors (Deputy Editors-in-Chief)

Stoleski Sasho, MD, PhD. Institute for Occupational Health of Republic of Macedonia - Skopje, WHO Collaborating Center, GA2LEN Collaborating Center, II Makedonska brigada 43, 1000 Skopje, Republic of Macedonia

[sstoleski@yahoo.com](mailto:sstoleski@yahoo.com)

[ORCID iD: https://orcid.org/0000-0003-1278-903X](https://orcid.org/0000-0003-1278-903X)

[Web of Science ResearcherID: B-2304-2015](#)

[Scopus Author ID: 9943962300](#)

Slavica Hristomanova-Mitkovska, MD, MSc. Institute of Human Genetics, University Medical Center  
Göttingen, Heinrich-Düker-Weg 12, 37079 Göttingen, Germany

[cacka\\_h@yahoo.com](mailto:cacka_h@yahoo.com)

[ORCID iD: https://orcid.org/0000-0002-7770-5055](https://orcid.org/0000-0002-7770-5055)

[Web of Science ResearcherID: G-8801-2012](#)

[Scopus Author ID: 33767823700](#)

Igor Spiroski, MD. University Clinic of Cardiology, Faculty of Medicine, Ss Cyril and Methodius University  
of Skopje, Skopje, Republic of Macedonia

[ispiroski@gmail.com](mailto:ispiroski@gmail.com)

[ORCID iD: https://orcid.org/0000-0002-3448-0685](https://orcid.org/0000-0002-3448-0685)

[Web of Science ResearcherID: AAA-5652-2020](#)

[Scopus Author ID: 23971606200](#)

Ksenija Bogoeva-Kostovska, MD, PhD. PHO Prof Bogoev, Skopje, Republic of Macedonia

[ksenijabogoeva@gmail.com](mailto:ksenijabogoeva@gmail.com)

Sinisha Stojanovski, MD, PhD. Medical Faculty, Saints Cyril and Methodius University in Skopje,  
Skopje, Republic of Macedonia

[sinisa.stojanoski@hotmail.com](mailto:sinisa.stojanoski@hotmail.com)

[ORCID iD: https://orcid.org/0000-0002-4967-2102](https://orcid.org/0000-0002-4967-2102)

[Web of Science ResearcherID: AFL-9514-2022](#)

[Scopus Author ID: 6504203064](#)

Filip Koneski, Doctor of Dental Medicine, MSc. University Clinic for Maxillofacial Surgery in Skopje, Ss.  
Cyril and Methodius University in Skopje, Faculty of Dental Medicine, Skopje, Republic of Macedonia

[dr.koneski@gmail.com](mailto:dr.koneski@gmail.com)

[ORCID iD: https://orcid.org/0000-0003-2412-7594](https://orcid.org/0000-0003-2412-7594)

[Web of Science ResearcherID: J-9194-2019](#)

[Scopus Author ID: 57073856400](#)

Aleksandar Iliev, Doctor of Dental Medicine, PhD. Department of Maxillofacial Surgery, Faculty of  
Dentistry, The Saints Cyril and Methodius University of Skopje, Skopje, Republic of Macedonia

[aleksandar.iliev@gmail.com](mailto:aleksandar.iliev@gmail.com)

[ORCID iD: https://orcid.org/0000-0001-5348-9143](https://orcid.org/0000-0001-5348-9143)

[Web of Science ResearcherID: ACV-7553-2022](#)

[Scopus Author ID: 57021392000](#)



## **Layout Editor and Electronic Publishing**

Ivo Spiroski, Eng, MSc. Scientific Foundation SPIROSKI, Rajko Zhinzifov No 48, 1000 Skopje, Republic of Macedonia

[ivospiroski@gmail.com](mailto:ivospiroski@gmail.com)

[ORCID iD: https://orcid.org/0000-0003-4518-2138](https://orcid.org/0000-0003-4518-2138)

[Web of Science ResearcherID: F-2799-2014](#)

## **Prtduction Editor**

## **Copyeditor**

Sinjore, India

## **Evidence Based Medicine**

Prof. Dr. Katarina Stavric, Children Hospital Skopje, Macedonia, Vodnjanska 17, University "Ss Cyril and Methodius", Skopje, Republic of Macedonia

## **Editorial Board**

DDS, MS, PhD, Associate Professor Nikola Angelov, Director of the Pre-Doctoral Periodontics Clinic, Loma Linda University School of Dentistry, Department of Periodontics. Loma Linda, CA, 92350, United States

Assist. Prof. Dr. Ramush Bejiqi, University Clinical Centre of Kosovo, Paediatric Clinic, Albania

Prof. Semra Äevaljuga, Department of Epidemiology and Biostatistics, Faculty of Medicine, Sarajevo, Bosnia and Herzegovina

MD Pei-Yi Chu, Diagnostic and research pathologist, Department of Surgical Pathology, Changhua Christian Hospital, Taiwan. Address: 135 Nan-Shiao Street, Changhua 500-06,, Taiwan, Province of China

MD, PhD Ivo Donkov, Staff Urologist, Lincoln County Hospital, United Kingdom

MD, PhD Andrew J. Dwork, Departments of Pathology and Cell Biology and Psychiatry, College of Physicians and Surgeons of Columbia University; Division of Molecular Imaging and Neuropathology, New York State Psychiatric Institute, Unit 62, 722 West 168th Street, New York, NY 10032, United States

Adriana Galan, Department of Health Programmes and Health Promotion, Institute of Public Health, Bucharest, Romania

Prof. Tania Santos Giani, Estacio de Sa University, in Health Sciences, Brazil

PhD Iva Ivanovska, Harvard Medical School, Department of Genetics, 77 Avenue Louis Pasteur, NRB room 239, Boston, MA 02115, United States

MD, PhD Jerzy JabÅecki, Associate Professor, Division of General Surgery St. Jadwiga of Silesia Hospital, Trzebnica; Head, Subdepartment of Hand Surgery an Replantation St Jadwiga of Silesia Hospital, Trzebnica; Professor, Department of Public Health, State Higher Professional Medical School, Opole, Poland. 55-100 Trzebnica, ul. Prusicka 53, Poland

MD Mehrdad Jalalian Hosseini, Khorasan-e Razavi Blood Center, Mashhad, Iran, Islamic Republic of

PhD Radka Kaneva, Department of Medical Chemistry and Biochemistry, Medical University - Sofia, Bulgaria

Prof. Dr. Kostandina Leonida Korneti-Pekevaska, Ss Cyril and Methodius University of Skopje, Faculty of Medicine, Skopje, Republic of Macedonia

MD, PhD Branko Malenica, Department of Immunology, Clinical Hospital Center Zagreb, Zagreb University School of Medicine, Zagreb, Croatia

Prof. Dr. Elida Mitevaska, Institute of Histology and Embriology, Faculty of Medicine, Ss Cyril and Methodius University of Skopje, Skopje, Republic of Macedonia

MD, PhD Marija Mostarica-StojkoviÄ, Institute of Microbiology and Immunology, University of Belgrade School of Medicine, Belgrade, Serbia

PhD Vesna Nikolova-Krstevski, Harvard Institutes of Medicine, HIM-201, 4 Blackfan Circle, Boston, MA, 02134, United States

Prof. Dr. Nikola Panovski, Institute of Microbiology and Parasitology, Faculty of Medicine, Skopje, Republic of Macedonia

MD, BIDMC Iva Petkovska, Beth Israel Deaconess Medical Center Radiology W CC - 3 330 Brookline Ave. Boston, MA 02215, United States

Prof. Dr. Gordana Petrussevska, Institute of Pathology, Medical Faculty, University of "Ss. Cyril and Methodius" Skopje, Republic of Macedonia

Prof. Enver Roshi, Dean of Faculty of Public Health, Medical University of Tirane, Chief of Epidemiological Observatory, National Institute of Public Health. Address: Rruga e Dibrës, Str. 371, Tirana, Albania

MD, PhD Gorazd B. Rosoklija, Professor at Columbia University and member of the Macedonian Academy of Sciences and Arts, United States

Prof. Dr. Aleksandar Sikole, University Clinic for Nephrology, Faculty of Medicine, Ss Cyril and Methodius University of Skopje, Skopje, Republic of Macedonia

MD, FESC Gianfranco Sinagra, Department of Cardiology, "Ospedali Riuniti" and University of Trieste, Ospedale Cattinara "Strada di Fiume, 447, 34149" Trieste, Italy

MD, PhD Rumen Stefanov, Information Centre for Rare Diseases and Orphan Drugs (ICRDOD), Bulgaria; Department of Social Medicine, Medical University of Plovdiv, Bulgaria

Prof. Dr. Vesna Velikj Stefanovska, Department of Epidemiology and Biostatistics with Medical Informatics, Medical Faculty, UKIM, Skopje, Republic of Macedonia

MD, MBA Milenko Tanasijevic, Director, Clinical Laboratories Division and Clinical Program Development, Pathology Department, Brigham and Women's Hospital, Dana Farber Cancer Institute, Associate Professor of Pathology, Harvard Medical School, United States

MD, FRCPC Kiril Trpkov, Associate Professor, University of Calgary, Department of Pathology and Laboratory Medicine, Calgary Laboratory Services. 7007 14 st, Calgary SW, Canada

MD, PhD Igor Tulevski, Department of Cardiology, Academic Medical Center, Amsterdam, 1100 DD, T 020 707 2930; F 020 707 2931, Netherlands

### **Past Members of Editorial Team**

Prof. Dr Doncho Donev, Institute of Social Medicine, Medical Faculty, Ss Cyril and Methodius University of Skopje, Skopje, Republic of Macedonia

Prof. Dr Olivera Stojceva Taneva, University Clinic of Nephrology, Republic of Macedonia

Prof. Dr Petar Miloshevski, from 2008-2014, Institute of Preclinical and Clinical Pharmacology with Toxicology, Faculty of Medicine, Skopje, Republic of Macedonia

Prof. Dr Sonja Topuzovska, Institute of Medical and Experimental Biochemistry, Faculty of Medicine, Skopje, Republic of Macedonia

Prof. Dr. Aleksandar Dimovski, Institute of Pharmaceutical Chemistry, Faculty of Pharmacy, University "Ss Kiril and Metodij", Skopje, Republic of Macedonia

PhD Mirko Trajkovski, ETH Zurich, Wolfgang-Pauli-Str. 16/HPT D57, 8093 Zurich-CH, Switzerland

PhD Zoran Zdravkovski, Institute of Chemistry, Faculty of Natural Sciences and Mathematics, Ss Cyril and Methodius University of Skopje, Skopje, Republic of Macedonia

[Make a Submission](#)

## Browse

### Categories

[A - Basic Sciences](#)

[B - Clinical Sciences](#)

[C - Case Reports](#)

[D - Dental Sciences](#)

[E - Public Health](#)

[F - Review Articles](#)

[G - Nursing](#)

[T - Thematic Issues](#)

[T1 - "Coronavirus Disease \(COVID-19\)"](#)

[T2 - "Public Health and Nutrition Sciences in the Current Millennial Era"](#)

[T3 - "Neuroscience, Neurology, Psychiatry and General Medicine"](#)

[T4 - "Contribution of Nurses on Sustainable Development Goals \(SDGs\)"](#)

T5 - "Re-Advancing Nursing Practice, Education and Research in the Post Covid"

T6 - "The Challenges and Opportunities for Nurses in The New Era Adaptation"

T7 - "Neuroscience, Neurology, Psychiatry and Other Health Sciences - 2022"

T8 - "APHNI: Health Improvement Strategies Post Pandemic Covid-19"

## Announcements

### Happy New 2023 Year!

**January 1, 2023**

Dear member,

On behalf of Scientific Foundation SPIROSKI and Open Access Macedonian Journal of Medical Sciences (OAMJMS), we wish you Happy New 2023 Year.

---

### Reduced Publication Fee for Ukraine

**April 22, 2022**



Open Access Macedonian Journal of Medical Sciences decided to support scientific community from Ukraine with reduction of Publication Fee from 400 € (EUR) to 200 € (EUR) till the end of the war.

## Information

[For Readers](#)

[For Authors](#)

[For Librarians](#)

# PKP Publishing Services

Part of the  
[PKP Publishing Services Network](#)

## Published by



## About us

### [About the Journal](#)

Editorial Team  
 Author Fees  
 Online Payments  
 Bibliographic Information  
 Journal History

## Information

[For readers](#)  
[For authors](#)  
[For librarians](#)  
[For Reviewers](#)  
 Transparency

## Contact

Publisher  
 Co  
 publisher  
 Registration  
 Contact  
 Privacy  
 statement

Platform &  
 workflow by  
**OJS / PKP**

# Optimization of SRC (Semi Refined Carrageenan) and Glucomannan Concentration as Gelling Agent to the Physical Stability Sunscreen Gel of Dry Corncob Extract (*Zea mays* L.)

Kori Yati<sup>\*</sup>, Yudi Srifiana, Asri Indah Lestari

*Department of Pharmacy, Faculty Pharmacy and Sains, Universitas Muhammadiyah Prof. DR. HAMKA, Jakarta, Indonesia*

## Abstract

**Citation:** Yati K, Srifiana Y, Lestari AI. Optimization of SRC (Semi Refined Carrageenan) and Glucomannan Concentration as Gelling Agent to the Physical Stability Sunscreen Gel of Dry Corncob Extract (*Zea mays* L.). Open Access Maced J Med Sci. 2019 Nov 30; 7(22):3833-3836.  
<https://doi.org/10.3889/oamjms.2019.514>

**Keywords:** Corncob; Sunscreen; Gel; Physical Stability; SRC (Semi Refined Carrageenan); Glucomannan

**\*Correspondence:** Kori Yati. Department of Pharmacy, Faculty Pharmacy and Sains, Universitas Muhammadiyah Prof. DR. HAMKA, Jakarta, Indonesia. E-mail: [koriyati@uhamka.ac.id](mailto:koriyati@uhamka.ac.id)

**Received:** 25-Sep-2019; **Revised:** 17-Oct-2019; **Accepted:** 18-Oct-2019; **Online first:** 14-Nov-2019

**Copyright:** © 2019 Kori Yati, Yudi Srifiana, Asri Indah Lestari. This is an open-access article distributed under the terms of the Creative Commons Attribution-NonCommercial 4.0 International License (CC BY-NC 4.0)

**Funding:** This research did not receive any financial support

**Competing Interests:** The authors have declared that no competing interests exist

**BACKGROUND:** Corncob is one of crude drug which containing phenolic compounds that can be used as an active ingredient for sunscreen preparations. In this study, extracts of dried corn cob made into a gel formulation using SRC (Semi Refined Carrageenan) and glucomannan as a gelling agent.

**AIM:** This study aims to determine the optimal concentration of SRC (Semi Refined Carrageenan) and glucomannan to the physical stability of the gel.

**METHODS:** Gel made into four formulas with a ratio of 1: 4 and the concentration of each formula was 1%, 1.5%, 2%, 2.5%. Each formula was evaluated for 6 weeks of storage that includes organoleptic test, homogeneity, pH, viscosity, dispersive power, freeze-thaw test and centrifugation.

**RESULTS:** The results showed the fourth formula did not change the organoleptic test and homogeneity test. In the test separation of the freeze-thaw method, the fourth formula was stable, while in the centrifugation test formula 1 and 2 was been separation. pH and viscosity results obtained from statistics with a two-way ANOVA showed significant differences in each formula.

**CONCLUSION:** From the results of this study concluded that the formula 3 with a concentration of 2% was the optimal concentration as a gelling agent.

## Introduction

Corncob is the biggest part of corn wasteso this is need an attention and handling for the utilization of corncob waste. During this time corncob waste is just thrown away, or just used as a kitchen fuel, cattle feed additives and fumigation to repel mosquitoes [1]. Traditionally corn cobs have never been utilized as active ingredients of a cosmetic preparation. Therefore, it is necessary to make a preparation that can utilize the corn cob as an active sunscreen ingredient. In this study corncob extract will be made in gel preparation form. The gel preparation is chosen because it is comfortable at the time of use, the release of good medicine and its spreading ability is good on the skin.

In the previous study used a combination of

SRC (Semi Refined Carrageenan) and glucomannan as a gelling agent [2]. From this combination was obtained a gel with good strength, elastic texture and low sineresis at a ratio of 1: 1 with a concentration of 7%. The combination of these two gelling agents produces a synergic effect in forming a good gel. Whereas when used karagenan pure kappa type will produce a kind of gel that is not good gel that is rigid and brittle.

Based on the research, this research was made gel preparation by using combination of SRC (Semi Refined Carrageenan) and glucomannan as gelling agent in comparison (1:1) with various concentration to see optimum concentration. SRC or half-finished carrageenan kappa types are chosen because when combined with glucomannan it will form a better gel than just using pure carrageenan.



## Material and Methods

### Materials

Dry corncob extract (*Zea mays* L.), Semi Refined Carrageenan (Ocean Fresh), Glukomanan (Hubei Yizhi Konjac Biotechnology), Propylenglycol (Brataco), Metyl paraben, Propyl paraben, Aqua destilata, Etanol 80%, Metanol, FeCl<sub>3</sub> solution, Mg metal.

### Preparation of Dry Corn Cob Extract

The extraction is performed by reflux. 950 grams of dried corncob powder was put into a round bottom flask, added 9.5 L ethanol 80%, then heated for 2 hours at a temperature of 78-90°C. The extract was filtered, then the filtrate was evaporated to remove the solvent by using rotary evaporator at 60°C, then dried in an oven at 45-50°C until dry to obtain dried corncob extract [3].

### Corncob Extract Gel Formula

Table 1: Corncob Extract Gel Formula

Component	Concentration				Function
	F1 (%)	F2 (%)	F3 (%)	F4 (%)	
Dry Corncob Extract SRC (Semi Refined Carrageenan) & Glucomannan (1: 4)	0.021	0.021	0.021	0.021	Active Ingredient
Propylene glycol	1	1.5	2	2.5	Gelling agent
Methyl paraben	10	10	10	10	Humectan
Propyl paraben	0.18	0.18	0.18	0.18	Preservative
Aquades ad	100	100	100	100	Solvent

### Preparation of Gel Corncob Extract

A. SRC and glucomannan are crushed to homogeneous and then added hot water, rapidly crushed until gel is formed (gel base).

B. Methyl paraben and propyl paraben are dissolved in propylenglycol, added gel base, then crushed to homogeneity (mass 1).

C. The dried corncob extract was crushed, then added mass 1 bit by bit, crushed until homogeneous.

D. Gel is inserted into the container and evaluated.

### Data analysis

The result of the observed test of viscosity and pH obtained on each formula was analyzed by using two-way variance analysis (ANOVA) with 95% confidence level ( $\alpha = 0,05$ ) and if there is difference then continued with Tuckey-HSD test.

## Results

### Characteristic Test of Dry Corncob Extract

The dried corncob extract obtained has the characteristics according to Table 2.

Table 2: Characteristic of Dry Corncob Extract

Evaluation	Result
Form	Dry Powder
Colour	Chocolate
Smell	SPecific
Yield	1.83%
Water Content	3.98%

### Identification of Flavonoid Compounds

The result of identification test of compound on dry extract of corncob contains positive flavonoids with 2 test methods used. Flavonoid compounds are the main compounds of phenolic compounds in corn cobs [3].

### Gel Extract Gelkol Corn Formulation

Dry corn extract gel was made with SRC (Semi Refined Carrageenan) and glucomannan as gelling agent at a ratio of 1: 4 with concentrations of 1%, 1.5%, 2%, and 2.5%. Characteristics of each formula are obtained as in Table 3.

Table 3: Characteristics of Gel Extract Gelkol Corn Formulation

Formulas	Shape	Color	Smell	Homogeneity
F1	Semiliquid	Light Yellow	Typically	Homogeneous
F2	Semiliquid	Light Yellow	Typically	Homogeneous
F3	Semiliquid	Light Yellow	Typically	Homogeneous
F4	Semiliquid	Light Yellow	Typically	Homogeneous

### Evaluation of Dried Corn Extract Gel preparation

Observations of organoleptic and homogeneity of gel preparation were carried out for 6 weeks at room temperature. The observations can be seen in Table 4.

Table 4: Result of Organoleptic and Homogeneity

Formulas	Organoleptic	Time (week)						
		0	1	2	3	4	5	6
1	Shape	-	-	-	-	-	-	-
	Color	-	-	-	-	-	-	-
	Smell	-	-	-	-	-	-	-
	Homogeneity	-	-	-	-	-	-	-
2	Shape	-	-	-	-	-	-	-
	Color	-	-	-	-	-	-	-
	Smell	-	-	-	-	-	-	-
	Homogeneity	-	-	-	-	-	-	-
3	Shape	-	-	-	-	-	-	-
	Color	-	-	-	-	-	-	-
	Smell	-	-	-	-	-	-	-
	Homogeneity	-	-	-	-	-	-	-
4	Shape	-	-	-	-	-	-	-
	Color	-	-	-	-	-	-	-
	Smell	-	-	-	-	-	-	-
	Homogeneity	-	-	-	-	-	-	-

Description: (-) = No change occurred; (+) = Changes occurred.

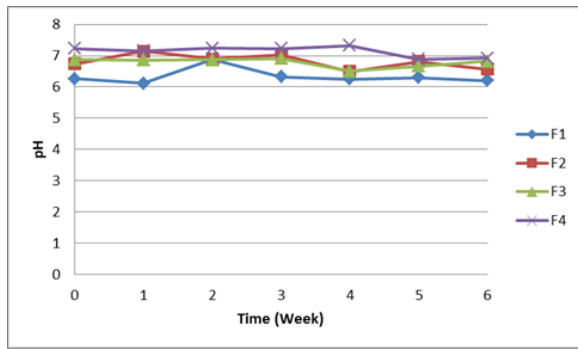


Figure 1: Results of pH Measurement Graph

**Measurement of Viscosity**

The result of viscosity measurement of gel preparation by using Brookfield type DV-E viscometer at speed of 10 rpm for 6 weeks at room temperature can be seen in the following graph

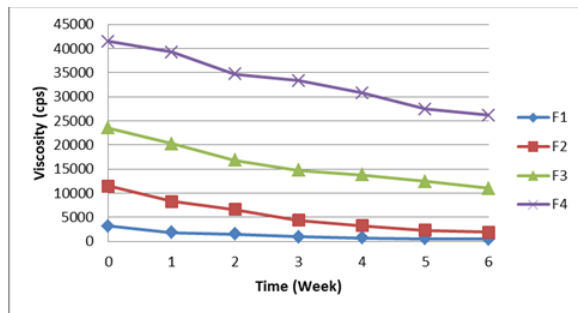


Figure 2: Result of viscosity Measurement Graph

**Phase Separation Test**

The results of the observations obtained are shown in Table 5.

**Table 5: The Result of Freeze-thaw Test**

Cycle	F1			F2			F3			F4		
	1	2	3	1	2	3	1	2	3	1	2	3
1	4°C	-	-	-	-	-	-	-	-	-	-	-
	45°C	-	-	-	-	-	-	-	-	-	-	-
2	4°C	-	-	-	-	-	-	-	-	-	-	-
	45°C	-	-	-	-	-	-	-	-	-	-	-
3	4°C	-	-	-	-	-	-	-	-	-	-	-
	45°C	-	-	-	-	-	-	-	-	-	-	-
4	4°C	-	-	-	-	-	-	-	-	-	-	-
	45°C	-	-	-	-	-	-	-	-	-	-	-
5	4°C	-	-	-	-	-	-	-	-	-	-	-
	45°C	-	-	-	-	-	-	-	-	-	-	-
6	4°C	-	-	-	-	-	-	-	-	-	-	-
	45°C	-	-	-	-	-	-	-	-	-	-	-

Description: (-) = no separation occurs; (+) = separation occurs.

**Centrifugation test**

The results of the centrifugation of each formula can be seen in Table 6.

**Table 6: Results of the Centrifugation**

Formula	Speed (3750 rpm)
F1	+
F2	+
F3	-
F4	-

Description: (-) = no separation occurs; (+) = separation occurs.

**Discussion**

**Characteristic Test of Dry Corncob Extract**

The dried corncob extract in this study was obtained from reflux extraction. The extraction results are then dried with oven. Then, the characteristic and flavonoid content of dry extract was evaluated. The result of identification test of compound on dry extract of corncob contains positive flavonoids with 2 test methods used. Flavonoid compounds are the main compounds of phenolic compounds in corncobs [3].

**Gel Extract Gelkol Corn Formulation**

Dry corn extract gel was made with SRC (Semi Refined Carrageenan) and glucomannan as gelling agent at a ratio of 1: 4 with concentrations of 1%, 1.5%, 2%, and 2.5%. All formulas have same characteristic.

**Evaluation of Dried Corn Extract Gel preparation**

Observations of organoleptic and homogeneity of gel preparation were carried out for 6 weeks at room temperature. From the gel observation for 6 weeks, the gel did not undergo any change, the result showed that the 4 formulas were physically stable.

**Measurement of pH**

The degree of acidity (pH) is one aspect in evaluating stability. The gel should have a pH corresponding to a skin pH of 4.5-6.5 because if the gel has too alkaline pH it can cause the skin to be scaly, whereas if the pH is too acidic it can cause skin irritation. Based on the graph it can be seen that the increase in pH value of the preparation is accompanied by increasing the concentration of SRC (Semi Refined Carrageenan) and glucomannan. This is because one of the ingredients, namely SRC (Semi Refined Carrageenan) is alkaline, so the more concentration increases, the higher the pH of the preparation. The result of pH of gel preparation of dry extract of corncobs ranged from 6.20 to 7.32. From the results of pH measurements for 6 weeks showed the four gel preparation formulas increased and decreased, this is because the container is open at the time of evaluation, so it can affect the pH value.

**Measurement of Viscosity**

Viscosity is a measure of the resistance of a liquid to flow. One form of instability of the dispersion system is the occurrence of phase separation. According to Stokes' law that with increased viscosity will be able to decrease sedimentation rate on dosage

[4], then should the higher the viscosity the lower the instability of the preparation.

Based on the graph it can be seen that the increase in viscosity of the preparation is accompanied by increasing the concentration of SRC (Semi Refined Carrageenan) and glucomannan. This is because carrageenan has a sulfate group that makes it hydrophilic. Due to its hydrophilic nature, the polymer is surrounded by water-immobilized molecules that cause the carrageenan solution to become viscous [5]. The higher the concentration of SRC (Semi Refined Carrageenan) and glucomannan, the viscosity increases.

The result of viscosity measurement for 6 weeks showed decrease every week on all formulas. This is due to a decrease in the force of repulsion between the sulfate groups so that the hydrophilic nature of the polymer is getting weaker [6]. In addition, SRC (Semi Refined Carrageenan) and glucomannan are natural polymers that are generally susceptible to degradation.

### **Phase Separation Test**

The phase freeze test with freeze-thaw method is carried out for 6 cycles. Tests were performed with storage at two different temperatures ie 4°C and 45°C for 48 hours each. The results obtained from the test show that all formulas do not undergo separation so that it can be said that the gel is stable at cold temperature and hot temperature at the time of storage.

### **Centrifugation test**

The phase separation test by centrifugation method, carried out at 3750 rpm for 5 hours. This is done because the treatment is equal to the magnitude of the influence of gravity on gel storage for a year [7]. However, in this study the measurements were performed at a speed of 3750 rpm for 5x60 minutes

and rested for 15 minutes due to device limitations. Thus, due to the limitations of the apparatus, the results of the centrifugation tests performed cannot show the effect of gravity force during storage a year but can only show stability comparison between formulas. From the test results showed the separation of formula 1 and 2, while in the formula 3 and 4 did not experience separation. So, it can be said that formulas 3 and 4 are more stable than formula 1 and 2.

## **References**

1. Wungkana I, Suryanto E, Momuat L. Antioxidant Activity and Sunscreen Phenolic Fraction from Corn cob (Zea mays L.) Waste. *Jurnal Ilmiah Farmasi*. 2013:150.
2. Kaya Adrianus, Suryani A, Santoso J, Rusli M.S. The Effect of Gelling Agent Concentration on the Characteristic of Gel Produced from the Mixture of Semi Refined Carrageenan and Glukomanan. *International Journal Science, Basic and Applied Research*. 2015:313-324.
3. Lomempuow LI, Suryanto E, Paendong J. Antioxidant Activity and Sunscreen Phenolic Extract from Corn cob (Zea mays L.) Waste. *Jurnal Ilmiah Farmasi*. 2012:1-2. <https://doi.org/10.35799/jm.1.1.2012.422>
4. Agoes G. *Sediaan Farmasi Likuida-Semisolidida*. Bandung: ITB; 2012:25; 27; 124; 266.
5. Desvitari Anissa. The Effect of Iota Carrageenan Concentration as a Gelling Agent on the Physical Stability of Black Cumin Seed (Nigella sativa L.) Oil Emulgel [skripsi]. Jakarta: Fakultas Farmasi dan Sains Uhamka, 2014.
6. Silvyana A.E. The Effect of Increased Concentration of Iota Carrageenan as a Gelling Agent on the Physical Stability of Gels from Starfruit (Averrhoa blimbi L.) Juice Waste [skripsi]. Jakarta: Fakultas Farmasi dan Sains Uhamka, 2015.
7. Lachman L. Lieberman, H.A, Kanig J.L. *Teori dan Praktek Farmasi Industri II edisi III, Terjemahan: Siti Suyatmi*. Jakarta: UI Press, 1994:1078; 1080-1081; 1578-1587.



SJR

Scimago Journal & Country Rank

Enter Journal Title, ISSN or Publisher Name



Home

Journal Rankings

Country Rankings

Viz Tools

Help

About Us

# Claim Your Free Trial

Open

American Journal Experts

## Open Access Macedonian Journal of Medical Sciences

COUNTRY

Macedonia



Universities and research institutions in Macedonia



Media Ranking in Macedonia

SUBJECT AREA AND CATEGORY

Medicine

└ Medicine (miscellaneous)



PUBLISHER

H-INDEX

# 23

### Claim Your Free Trial

Save time and gain confidence with AJE's powerful machine learning technology

American Journal Experts

Open

Sigma-Aldrich.

Unleash the Impossible


PUBLICATION TYPE	ISSN	COVERAGE
Journals	18579655	2014-2021



Claim Your Free Trial

Open

SCOPE


Information not localized

 Join the conversation about this journal

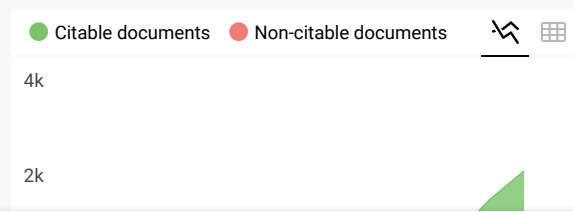
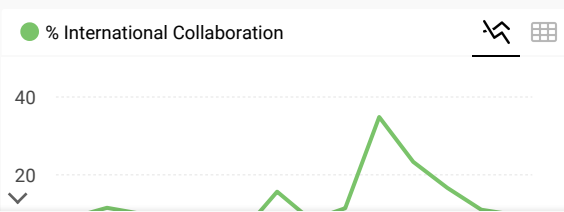
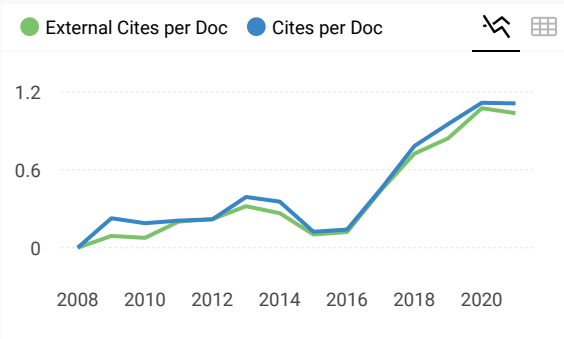
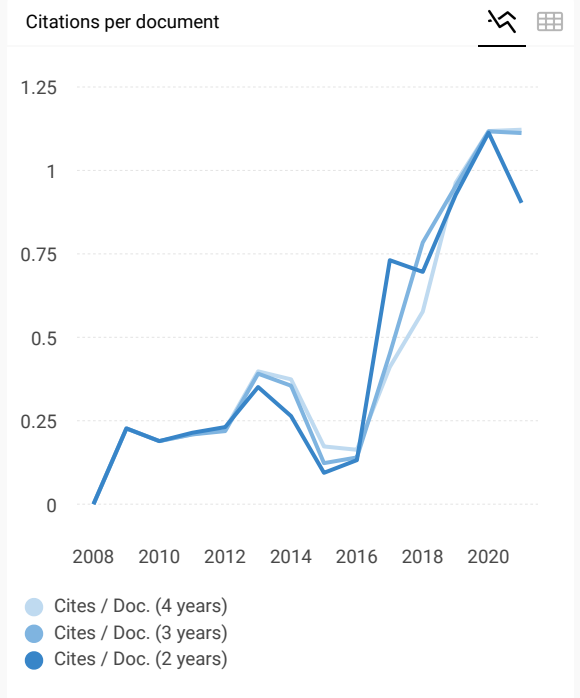
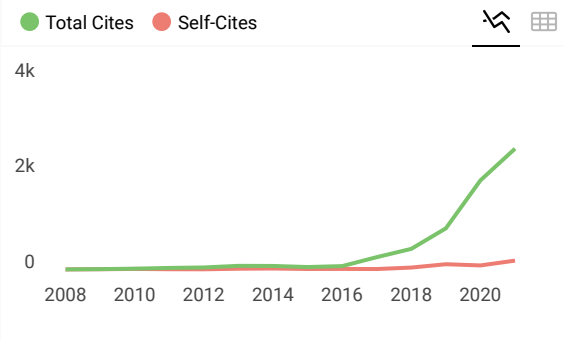
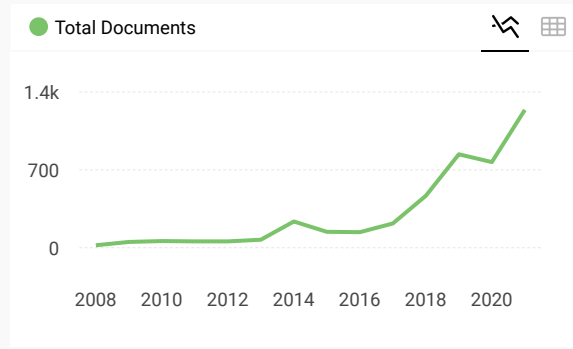
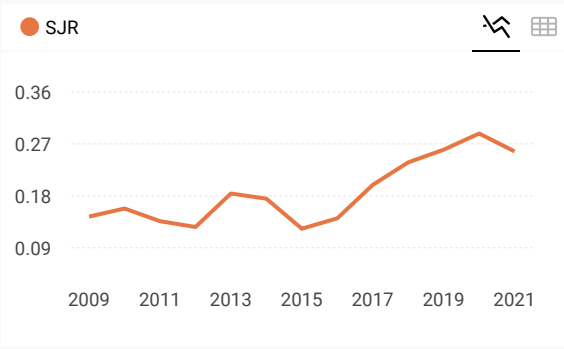
 Quartiles  


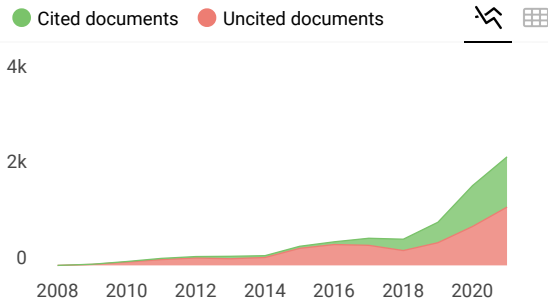
FIND SIMILAR JOURNALS 



**Sigma-Aldrich.** Building 3D bioprinted tissue models? 

<p>1 <b>Journal of Clinical and Diagnostic Research</b> IND</p> <p><b>64%</b> similarity</p>	<p>2 <b>Journal of International Medical Research</b> GBR</p> <p><b>61%</b> similarity</p>	<p>3 <b>Medicina (Lithuania)</b> CHE</p> <p><b>61%</b> similarity</p>	<p>4 <b>Advances in Clinical Experimental Medicine</b> POL</p> <p><b>58%</b> similarity</p>
--	--	---	---





**Open Access Macedonian Journal of Medical Sciences**

Q3  
Medicine (miscellaneous)  
best quartile

SJR 2021  
0.26

powered by scimagojr.com



← Show this widget in your own website

Just copy the code below and paste within your html code:

```
<a href="https://www.scimaç
```

**SCImago Graphica**

Explore, visually communicate and make sense of data with our **new data visualization tool.**



Metrics based on Scopus® data as of April 2022

**N nathaniel** 2 months ago

Thanks for the information you shared I appreciate your efforts and taking the time and sharing this content.

← reply



**Melanie Ortiz** 2 months ago

SCImago Team

Dear Nathaniel, welcome and thanks for your participation! Best Regards, SCImago Team

**A Ahmed Alshewered** 3 months ago

Dear Authors and members of SJR



# Sources

Title

Find sources

Title: Open Access Macedonian Journal Of Medical Sciences x

## i Improved Citescore

We have updated the CiteScore methodology to ensure a more robust, stable and comprehensive metric which provides an indication of research impact, earlier. The updated methodology will be applied to the calculation of CiteScore, as well as retroactively for all previous CiteScore years (ie. 2018, 2017, 2016...). The previous CiteScore values have been removed and are no longer available.

[View CiteScore methodology.](#) >



### Filter refine list

Apply Clear filters

### Display options

Display only Open Access journals

### Counts for 4-year timeframe

No minimum selected

Minimum citations

Minimum documents

### Citescore highest quartile

Show only titles in top 10 percent

1st quartile

2nd quartile

3rd quartile

4th quartile

### Source type

Journals

Book Series

Conference Proceedings

Trade Publications

Apply Clear filters

1 result

[Download Scopus Source List](#) [Learn more about Scopus Source List](#)

Source title ↓		CiteScore ↓	Highest percentile ↓	Citations 2018-21 ↓	Documents 2018-21 ↓	% Cited ↓
<input type="checkbox"/>	1 Open Access Macedonian Journal of Medical Sciences	1.3	49% 416/826 General Medicine	4,420	3,303	39



^ Top of page





---

## About Scopus

[What is Scopus](#)

[Content coverage](#)

[Scopus blog](#)

[Scopus API](#)

[Privacy matters](#)

## Language

[日本語版を表示する](#)

[查看简体中文版本](#)

[查看繁體中文版本](#)

[Просмотр версии на русском языке](#)

## Customer Service

[Help](#)

[Tutorials](#)

[Contact us](#)

---

## ELSEVIER

[Terms and conditions](#) ↗ [Privacy policy](#) ↗

Copyright © Elsevier B.V. ↗. All rights reserved. Scopus® is a registered trademark of Elsevier B.V.

We use cookies to help provide and enhance our service and tailor content. By continuing, you agree to the use of cookies ↗.

